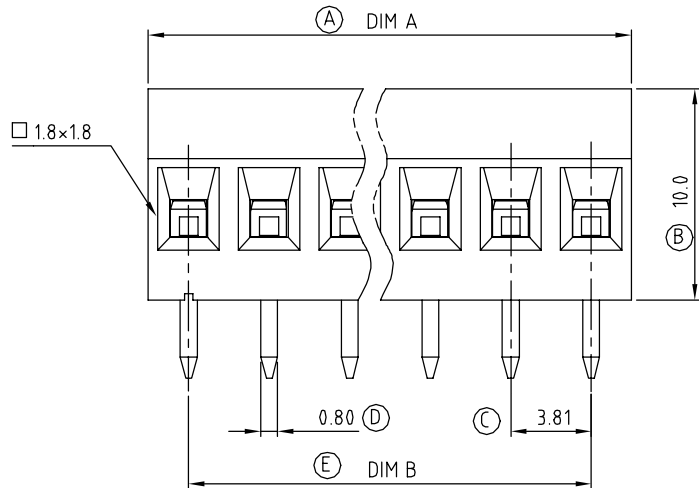


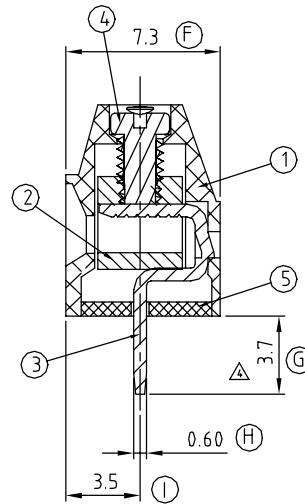
N= Number of Contacts

DIM A	N×3.81
DIM B	(N-1)×3.81

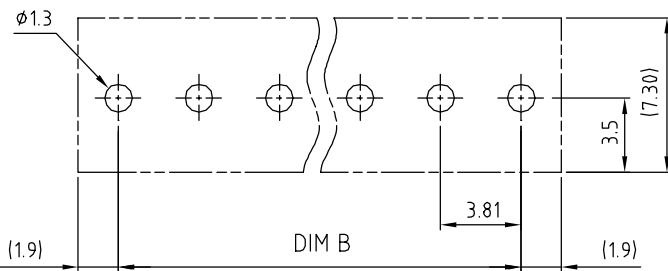
2p-6p	±0.15
7p-12p	±0.25
13p-19p	±0.35
20p-24p	±0.40



N= Number of Contacts



SECTION A-A



P.C.B. LAYOUT

SIGN	DATE	DESCRIPTION	APPROVER
△	01/30'07	Soldering temperature changed from 245° to 250°	Tason
△	01/30'07	Part NO is Changed	Tason
△	07/02'09	Operating temperature changed from -30°C to +105°C to -40°C to +115°C	Aaron
△	07/02'09	dimension is changed from 3.5mm to 3.7mm	Aaron
△	02/25'11	Add is cULus	Aaron

THIS IS CAD DRAWING, DO NOT REVISE MANUALLY!!!

Material:

- Item 1 Terminal housing :Thermoplastic (UL 94V-0)
- Item 2 Clamp : Brass, Ni plated
- Item 3 Wire guard solder pin : Brass, Tin plated
- Item 4 Terminal screw: Steel Zinc plating"-slot type
- Item 5 Terminal housing(cover):Thermoplastic (UL 94V-0)

Electrical: cULus

- Voltage rating: 300V
- Current rating: 10A
- Wire range:
- Solid wire(AWG): 16-30
- Stranded wire(AWG): 16-30
- Torque: 1.7 Lb-In
- Screw: M2
- Wire strip length: 5-6mm
- Withstanding Voltage: 1.6 KV
- △ ● Operating temperature: -40°C to +115°C
- △ ● Soldering temperature: 250°C±10°C/5 Sec
- △ ● Safety Approval:



△ VQ xx 31 x 0 xxxx G

No. of poles	0 Black (RAL9005)	0000:"@ "Logo (Standard)	RoHS Pb<40,000ppm
02 2 CONTACTS	5 Green(RAL6018/T)	000A:"ANYTEK"Logo	
03 3 CONTACTS	6 Blue (RAL5015/A)	Any special item by	
... ..	8 Grey(RAL7035/D)	customer request,	
24 24 CONTACTS	0 Green(RAL6018/U)	please contact sales	

ANYTEK				CUSTOMER COPY			
ALL RIGHTS RESERVED. REPRODUCTION OR ISSUE TO THIRD PARTIES IN ANY FORM WHATSOEVER IS NOT PERMITTED WITHOUT WRITTEN AUTHORITY FROM THE PROPRIETOR. PROPERTY OF ANYTEK TECHNOLOGY CO., LTD							
TITLE		VQ 3.81 Dip solder Series (With cover)					
PART NO.		VQxx31x0xxxxG		DWG NO.		8VQ005	
APPROVED		CHECKED		DESIGNED		DRAWN	
		Aaron 2011.02.25		Aaron 2009.07.02		CUST NO.	
						Tolerance	
						X. ±0.50	
						X.X ±0.30	
						X.XX ±0.10	
						X° ±1°	
				SHEET: 01/01		REV: D	