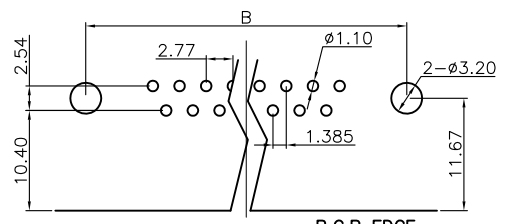
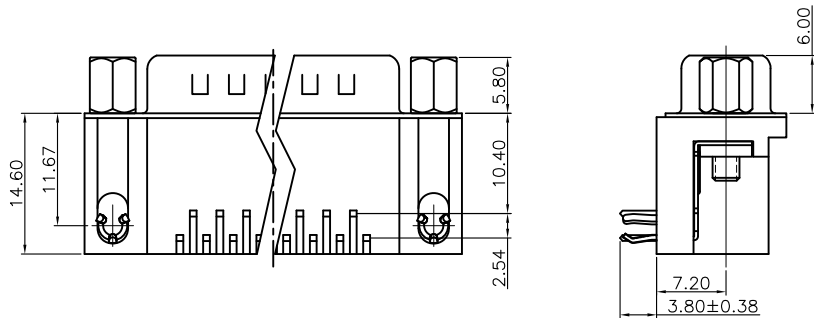
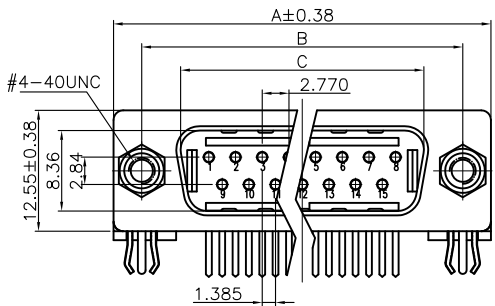


This document is the property of Amphenol Corporation and is delivered on the express condition that it is not to be disclosed, reproduced or used, in whole or in part, for manufacture or sale by anyone other than Amphenol Corporation without its prior consent, & that no right is granted to disclose or to use any information in this document.

Customer Drawing



RECOMMENDED P.C.B LAYOUT
(TOLERANCE +/- 0.05)

Dimensions

| Positions | A | B | C |
|-----------|-------|-------|-------|
| 9 | 30.81 | 24.99 | 16.92 |
| 15 | 39.19 | 33.32 | 25.25 |
| 25 | 53.04 | 47.04 | 38.96 |
| 37 | 69.32 | 63.50 | 55.42 |



| REVISIONS | | | | |
|-----------|------|-----------------------|----------|----------|
| SYM | ECN | DESCRIPTION | DATE | APPROVED |
| 1 | HK-- | First Release Drawing | 10/28/08 | IP |
| 2 | HK-- | Update the Drawing | 08/28/13 | IP |

D-SUB TECHNICAL DATA

SHELL : SPCC, 80u" min nickel over 50u" min Copper
 BODY : PBT, UL 94V-0, Color:Black.
 CONTACTS : Copper alloy
 30u" Gold over 50u" nickel on mating area
 100u" tin over 50u" nickel on solder area
 BOARDLOCK: Copper Alloy, Tin Plated.
 RIVET: Copper Alloy, Nickel Plated.
 SCREW: Copper Alloy, Nickel Plated.
 ELECTRICAL : Voltage rating 250 VAC (RMS)
 Current Rating :3 AMP
 Withstanding Voltage >1000 VAC(RMS)
 Insulation resistance >1000 M Ohms
 Contact resistance 25 mOhms max
 MARKING : Amphenol...(Series No.)
 Commercial reference
 Manufacturing date

PRODUCT CODE

L 717 SD X XX P 1A CH 4F C309

| | |
|----------------------------------|--|
| RoHS Compliant | C309: valid for 0.76um(30u") |
| Series: Standard density | Mounting options: 4F=Front screwlock 4-40 |
| Shell size: E, A, B, C | PCB locking type: Grounding tabs+Boardlocks |
| Configuration: 09, 15, 25, 37 | Footprint Option: 1A=European |
| | Contact type: P=Pin |

| UNLESS OTHERWISE SPECIFIED TOLERANCES | | APPROVAL | DATE |
|---------------------------------------|--------|---------------------|----------|
| U.S. | METRIC | DRAWN | FILED |
| .X +/- | 0.50 | Pete Liu | 08/28/13 |
| .XX +/- | 0.30 | CHECKED Tony Tang | 08/28/13 |
| .XXX +/- | 0.20 | CHECKED | |
| FRACTIONS +/- | 5' | | |
| ANGLES +/- | | | |
| FOR MATERIALS AND FINISHES SEE NOTES | | DRAWING FILE : | |
| REMOVE SHARP EDGES | | ANGLE OF PROJECTION | |
| DIMENSIONS | | | |
| U.S. | INCHES | | |
| METRIC | MM | | |

Amphenol
Amphenol East Asia Limited

TITLE
D-SUB connector,R/A,SD series

SIZE DRAWING NO.
A4 C L717SDXXP1ACH4FC309

SCALE NONE SHEET 1 OF 1

REV. 2