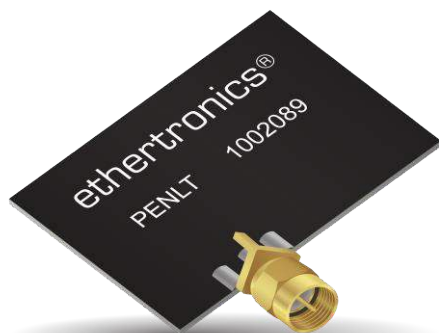


Part No. 1002089

LTE PCB Antenna with SMA Connector

700 / 750 / 850 / 900 / 1800 / 1900 / 2100 / 2700 MHz

Supports: Broadband LTE (OCTA-BAND), LTE CAT-M, NB-IoT, SigFox, LoRa, Cellular LPWA, RPMA, Firstnet



LTE PCB Antenna with SMA connector

Low Band : 698-960 MHz
High Band: 1710-2700 MHz

KEY BENEFITS

Reduced Costs and Time-to-Market

Standard antenna eliminates design fees and cycle time associated with a custom solution; getting products to market faster. **Greater**

Flexibility with Unique Form Factors

KYOCERA AVX technology helps you deliver more advanced ergonomic designs without adverse impact on product performance.

Reliability

Comply with latest RoHS requirements

APPLICATIONS

- Medical applications
- Home automation
- Smart metering
- M2M, Industrial devices
- IoT
- Firstnet
- Automotive
- Healthcare
- Point of Sale
- Tracking
- NB-IoT
- Sigfox
- LoRa
- Cellular LPWA
- RPMA
- LTE CAT-M

Stays in Tune

KYOCERA AVX LTE antennas use patented IMD technology in a trace configuration to provide high performance. IMD antennas requires a smaller design keep-out area, carry lower program development risk which yields a quicker time-to-market, without sacrificing RF performance.

IMD antenna technology provides superior RF field containment, resulting in less interaction with surrounding components. KYOCERA AVX IMD antennas resist detuning; providing a robust radio link regardless of the usage position.

Electrical Specifications

Typical characteristics in housing using a 135 x 200 mm ground plane

Frequency	698-960 MHz	1710-2700 MHz
Efficiency	> 50 %	> 50%
VSWR	< 3.0:1	< 3.0:1
Peak Gain	5.1 dBi	4.9 dBi
Polarization	Linear	
Power Handling	2 Watts CW	
Feed Point Impedance	50 ohms unbalanced	

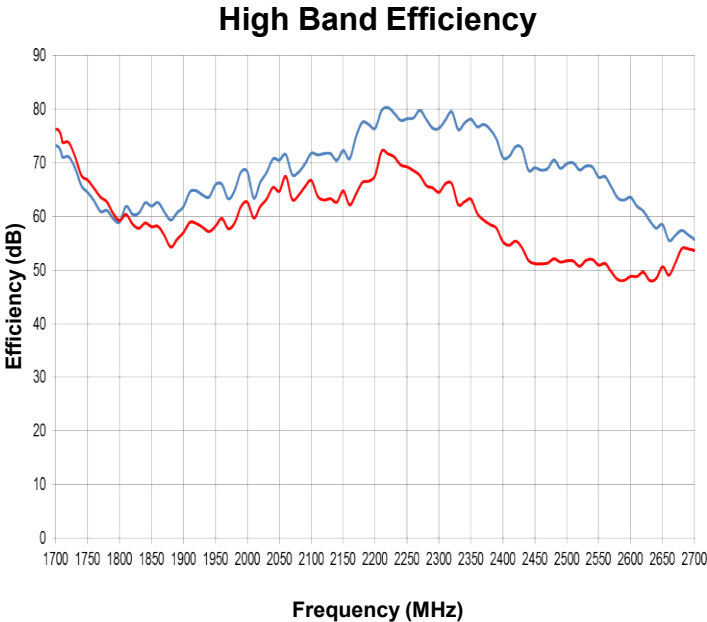
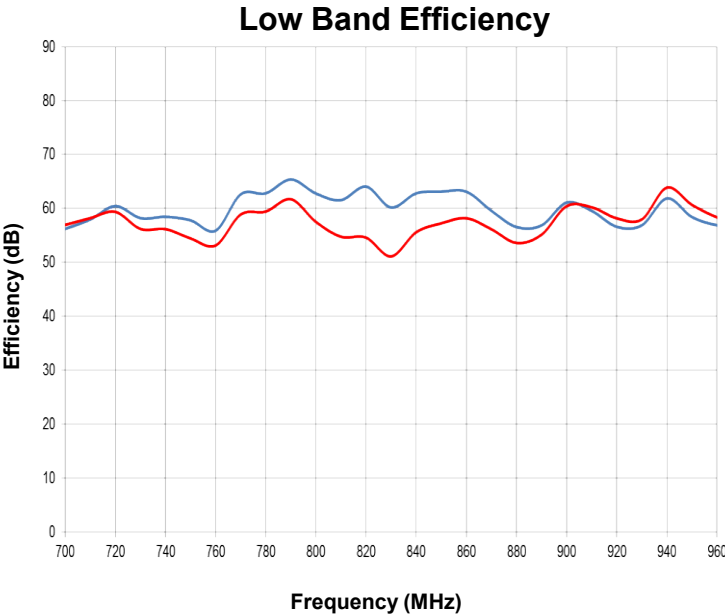
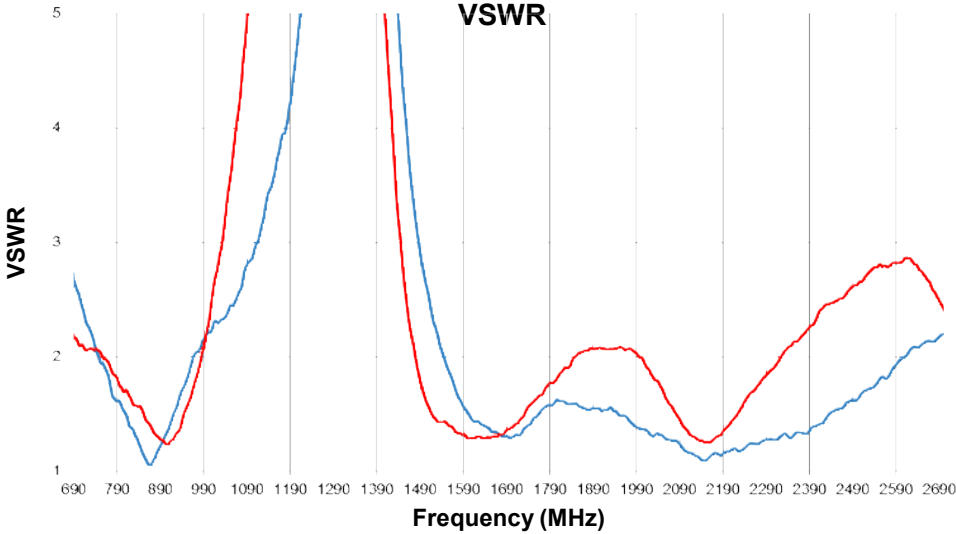

Mechanical Specifications & Ordering Part Number

Ordering Part Number	1002089
Dimensions (mm)	45.0 x 43.8 x 8.0
Weight (grams)	5.6
Antenna Assembly on the PCBA	Using SMA (Male) connector

1002089 PCB LTE/Cellular performances
 KYOCERA AVX produces a wide variety of standard and custom antennas to meet user needs.

VSWR and Efficiency Plots

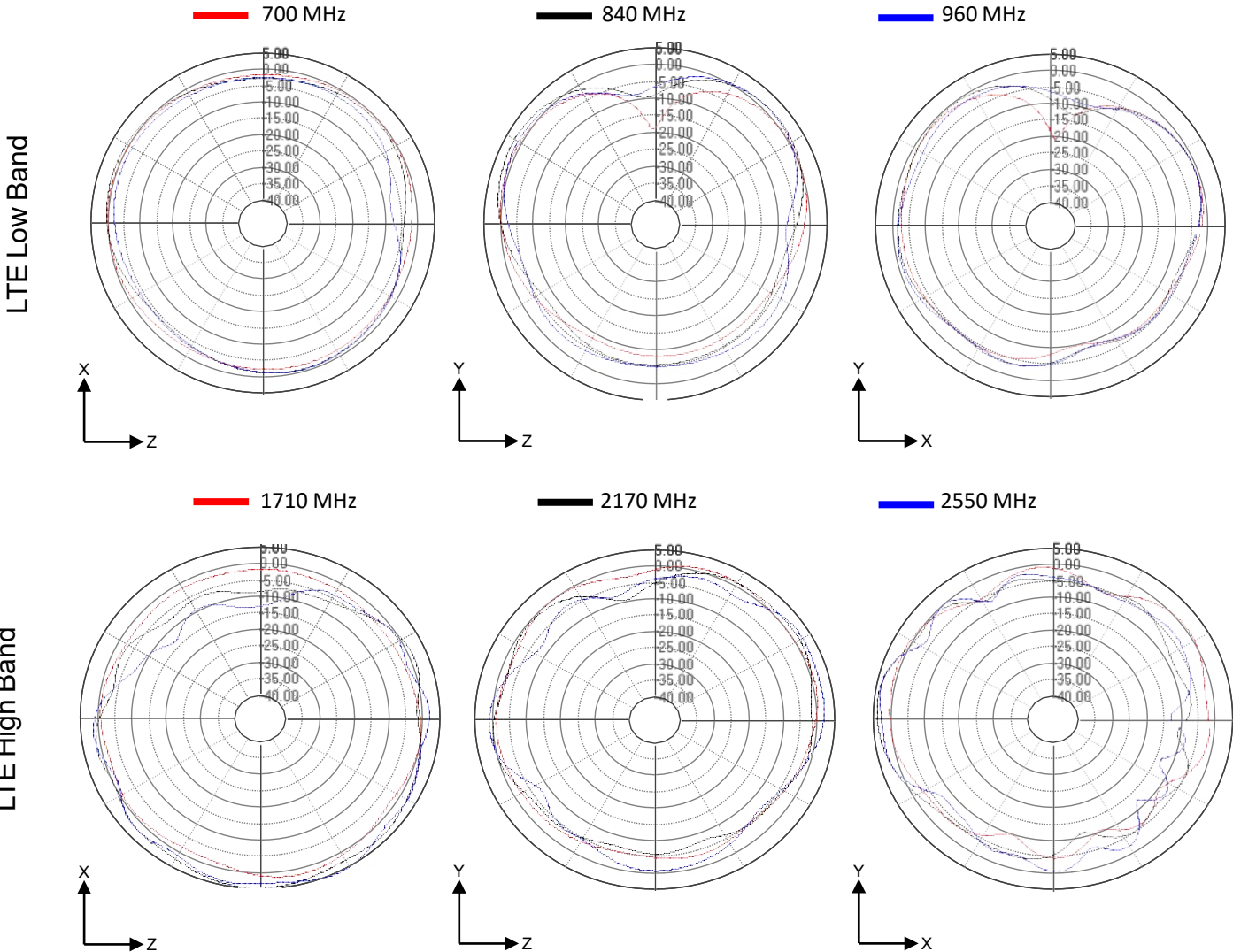
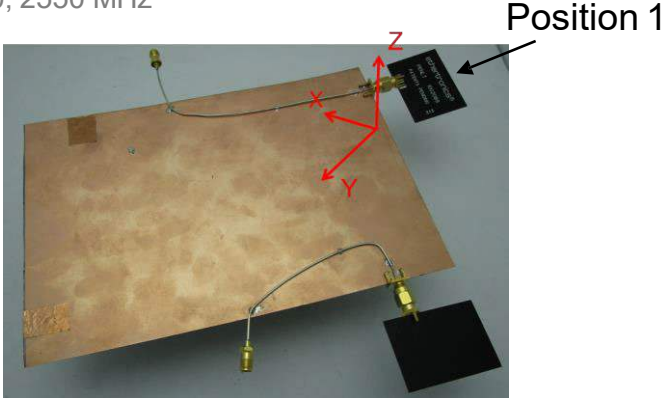
Typical performances on 135 x 200 mm PCB



1002089 PCB LTE/Cellular performances
 KYOCERA AVX produces a wide variety of standard and custom antennas to meet user needs.

Antenna Radiation Patterns (Position 1)


Typical performances measured on 135 x 200 mm PCB
 Measured @ 700, 840, 960, 1710, 2170, 2550 MHz



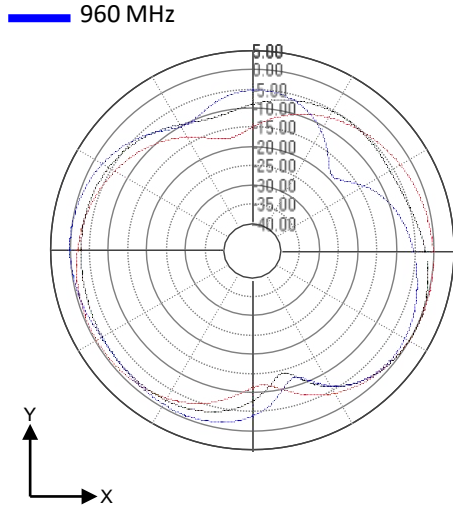
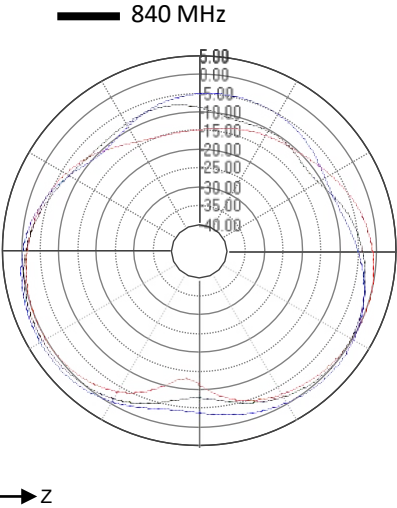
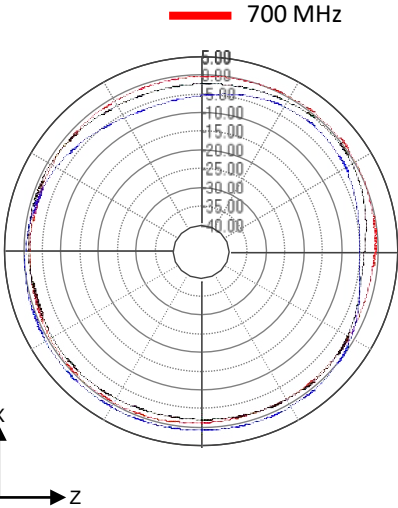
1002089 PCB LTE/Cellular performances
 KYOCERA AVX produces a wide variety of standard and custom antennas to meet user needs.

Antenna Radiation Patterns (Position 2)

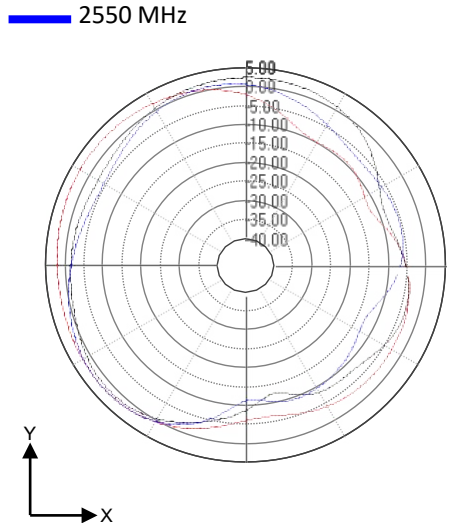
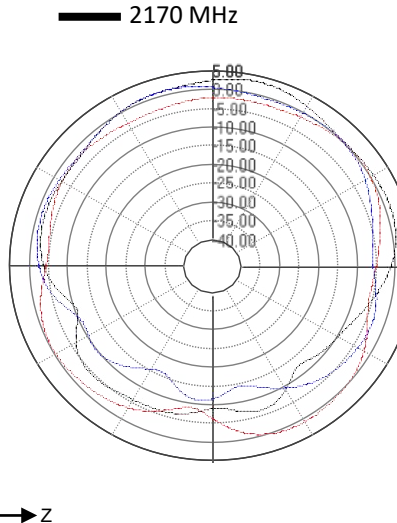
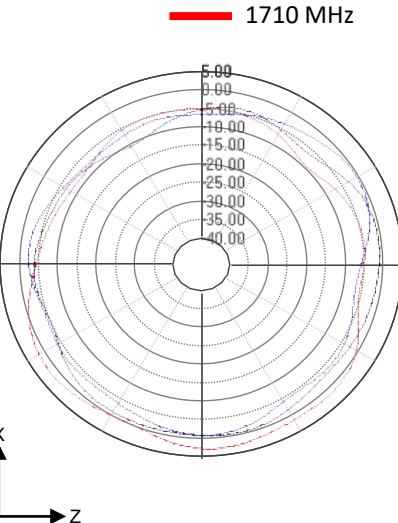
Typical performances measured on 135 x 200 mm PCB
 Measured @ 700, 840, 960, 1710, 2170, 2550 MHz



LTE Low Band



LTE High Band



1002089 PCB LTE/Cellular performances

KYOCERA AVX produces a wide variety of standard and custom antennas to meet user needs.

Mechanical Dimensions

Typical antenna dimensions (mm)

Part Number	A (mm)	B (mm)	C (mm)	Connector
1002089	45.0 ± 0.3	43.8 ± 0.8	8.0 ± 0.3	SMA (Male)

