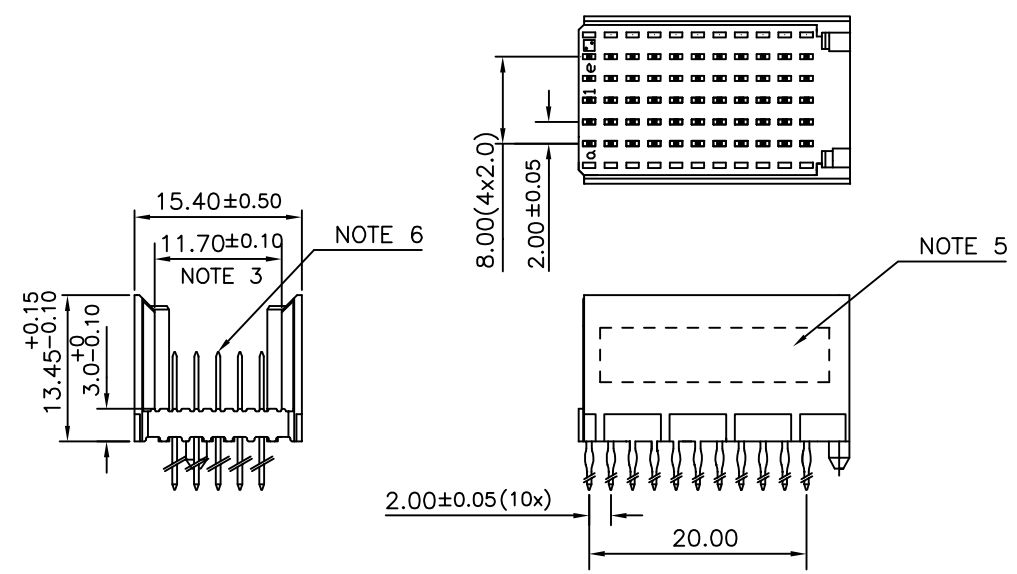


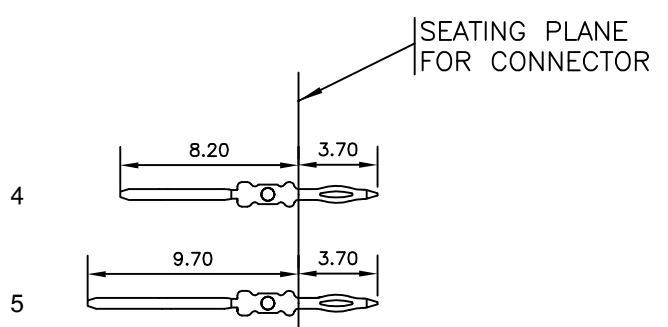
LOADING PATTERN MATING SIDE

f	0	0	0	0	0	0	0	0	0	0
e	4	4	4	4	4	4	4	5	4	4
d	4	4	4	4	4	4	4	5	4	4
c	5	5	5	5	5	5	5	5	5	5
b	4	4	4	4	4	4	4	5	4	4
a	4	4	4	4	4	4	4	5	4	4
z	0	0	0	0	0	0	0	0	0	0
P	0									
S	1							5		0

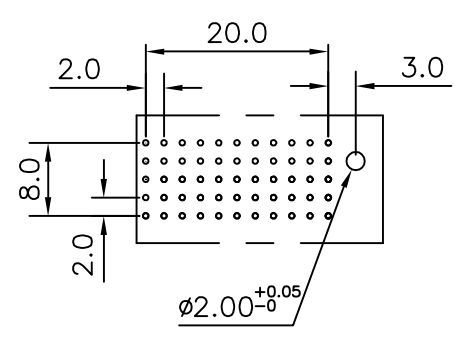
LOADED CONNECTOR ASSEMBLY (FOR EXAMPLE)



CONTACT OVERVIEW



LAY-OUT P.C.B.-HOLE



HM2P09PDP130 **LEAD FREE INDICATOR : LF = LEAD FREE (DIGIT 15 & 16)**
PLATING CODE (DIGIT 13 AND 14)
 (REF DRW NO. BS,C , 201844 , 003)

NOTES

- THIS PRODUCT IS CSA APPROVED.
 - THIS PRODUCT IS UL RECOGNIZED.
 - MEASURED AT THE BOTTOM.
 - MATERIAL CONTACT: PHOSPHORBRONZE
HOUSING: CREAM WHITE GLASS FILLED POLYESTER UL-94V0
 - CONNECTOR PRINTED WITH P/N AND DATE CODE.
 - FOR ACTUAL CONTACT LOADINGS, SEE LOADING PATTERN MATING SIDE.
 - SHAPE OF CONNECTOR HOUSING CAN ALTER DEPENDING ON PRODUCTION LOCATION
 - THE PRODUCT (LF) MEETS EUROPEAN UNION DIRECTIVES AND OTHER COUNTRY REGULATIONS AS DESCRIBED IN GS-22-008
 - FOR RECOMMENDED PTH DIMENSIONS REFER DRAWING : BS, A , 201572 , 001
- CATALOG NO: HM2P09PDP130- ---

mat'l. code		surface		tolerance		projection		product family	
SEE NOTE 4		ISO 1302 ✓		ISO 406 ISO 1101				MLLIPACS	
ltr	ecn no	dr	date	tolerances unless otherwise specified		MM		title	
A	I05-0264	MINI	2005-12-02	angles	linear	MM		MPACS 5+2R STR HDR PF CONN TYPE C	
B	I06-0141	MINI	2006-08-05	0°±1°		scale -			
		dr	MINI K VANDANATH	2005-12-02			dwg no		sheet 1 of 1
		engr	BIJU K PAUL	2005-12-02			size		5
		chr	BIJU K PAUL	2006-08-05			A3		
		appd	BIJU K PAUL	2006-08-05			type		Product Customer Drawing
sheet index	revision sheet	B							
	1								

FCI
 FCconnect.com
 Copyright FCI