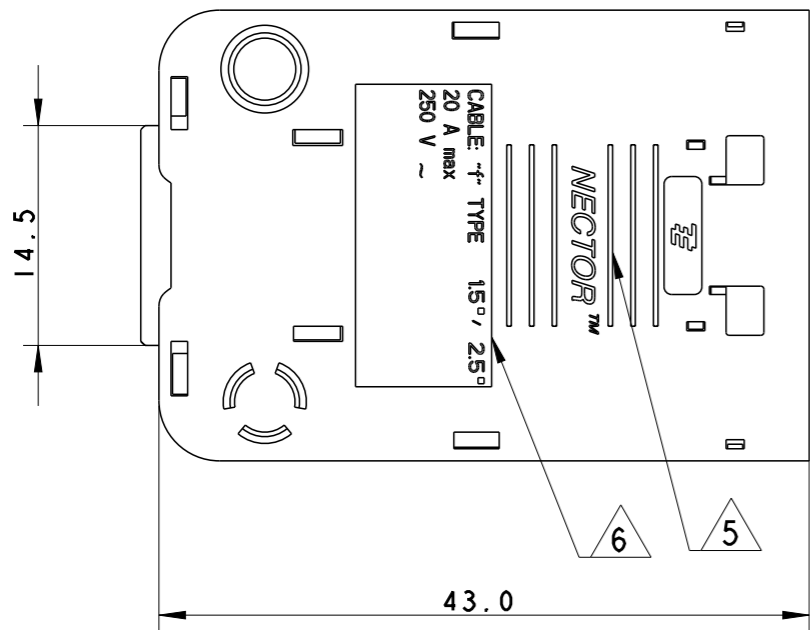
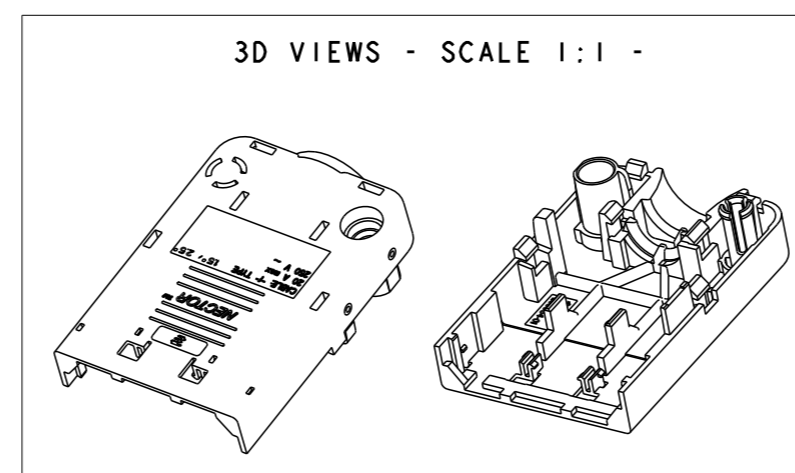
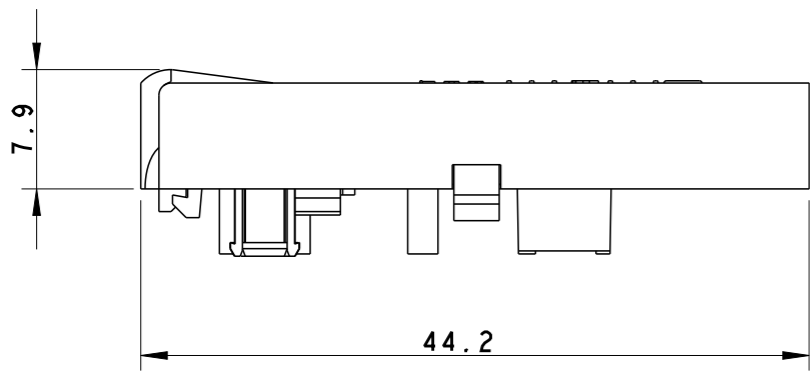
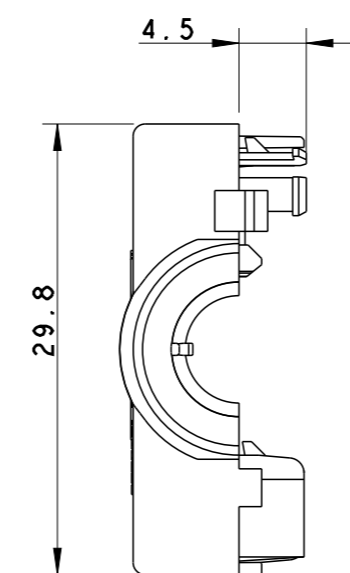
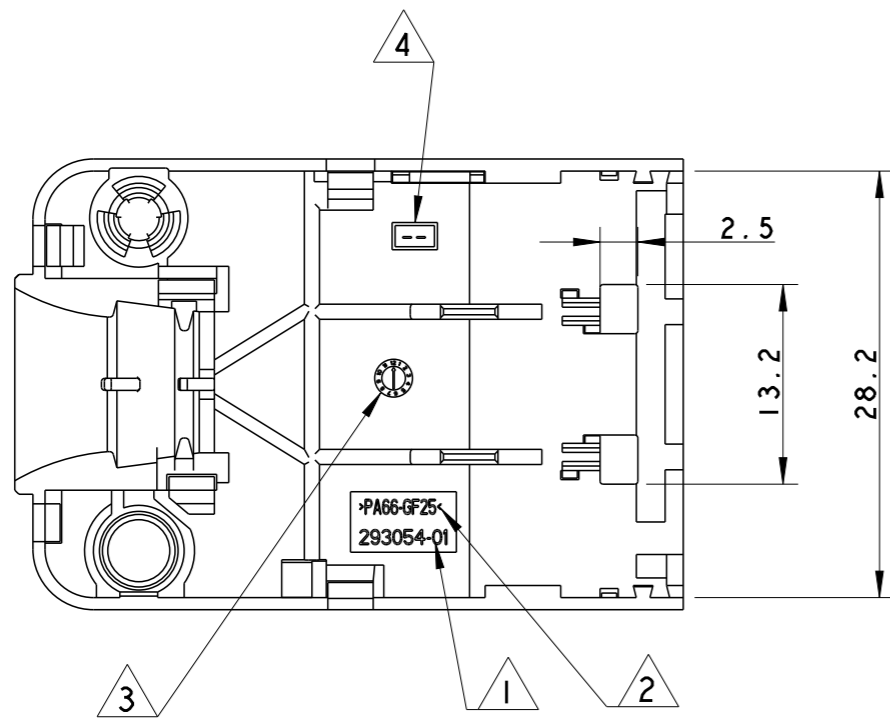


THIS DRAWING IS UNPUBLISHED. RELEASED FOR PUBLICATION 2006
 © COPYRIGHT 2006 BY TYCO ELECTRONICS CORPORATION. ALL RIGHTS RESERVED.

| LOC | DIST | REVISIONS | | | | | |
|-----|------|-----------|-----|---------------|-----------|-----|------|
| | | P | LTR | DESCRIPTION | DATE | DWN | APVD |
| 1 | - | 0 | | -FIRST ISSUE | 04MAY2006 | UA | GT |
| | | B | | ECR-10-021916 | 25OCT2010 | UA | GT |



- NOTES:
- 1 TE P/N
 - 2 RAW MAT'L CODE
 - 3 DATE CODE
 - 4 MOULD CAVITY IDENTIFICATION
 - 5 TE NECTOR TRADEMARK
 - 6 WIRE SIZE INDICATION
 - MIN.: 1.5 sqmm
 - MAX.: 2.5 sqmm
- 7) CABLES TO BE USED:
 MIN. INSULATION DIA.: 8.3 mm (WIRE SIZE 1.5sqmm)
 MAX. INSULATION DIA.: 10.2 mm (WIRE SIZE 2.5sqmm)
- 8) PACKAGING ACCORDING TO TYCO SPEC 107-20252
- 9) TO BE USED ON FREE-HANGING VERSION
- SPRING CLAMP VERSION (SEE TE C-DWGS 293046, 293045)
 - SCREW VERSION (SEE TE C-DWGS 293049, 293047)
 - CRIMP VERSION (SEE TE C-DWGS 293052, 293051)
- 10) OPTIONAL SCREWS M3x12 (NOT INCLUDED) ACCORDING TO "UNI9709", OR "UNI 9707", OR "UNI10227", OR "UNI10228"

| | | |
|----------|--------|------|
| 293054-2 | WHITE | B |
| 293054-1 | BLACK | B |
| TYCO P/N | COLOUR | REV. |

P/N 293054-1 AS SHOWN

| | | | |
|---|---|---|--|
| <small>THIS DRAWING IS A CONTROLLED DOCUMENT FOR TYCO ELECTRONICS CORPORATION IT IS SUBJECT TO CHANGE AND THE CONTROLLING ENGINEERING ORGANIZATION SHOULD BE CONTACTED FOR THE LATEST REVISION.</small> | | DWN U. AIME 04MAY2006 CHK U. AIME 04MAY2006 APVD G. TURCO 04MAY2006 | AMP Italia S.p.A. C.so F.lli Cervi 15 Collegno (TO) |
| DIMENSIONS: mm | TOLERANCES UNLESS OTHERWISE SPECIFIED: 0 PLC ±0.3 1 PLC ±0.3 2 PLC ±0.3 3 PLC ±0.3 4 PLC ±0.3 ANGLES ±1 FINISH - | NAME TYCO NECTOR* HERMAPHRODITE HALF SHELL FOR 3 POS. CONN.S | PRODUCT SPEC 108-20268 APPLICATION SPEC - WEIGHT - |
| MATERIAL PA66 GF25 UL 94 V0 | SIZE A3 CAGE CODE 00779 DRAWING NO C-293054 | RESTRICTED TO - | CUSTOMER DRAWING SCALE 5:1 SHEET 1 OF 1 REV B |