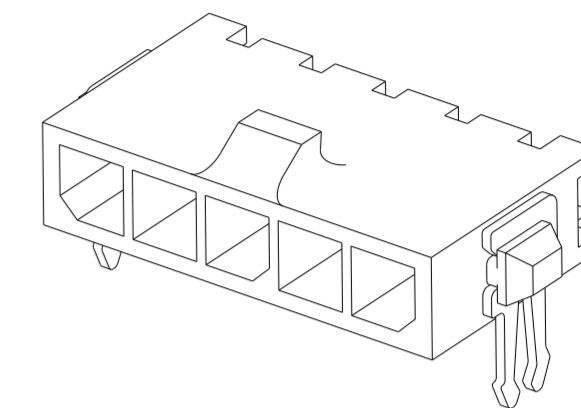
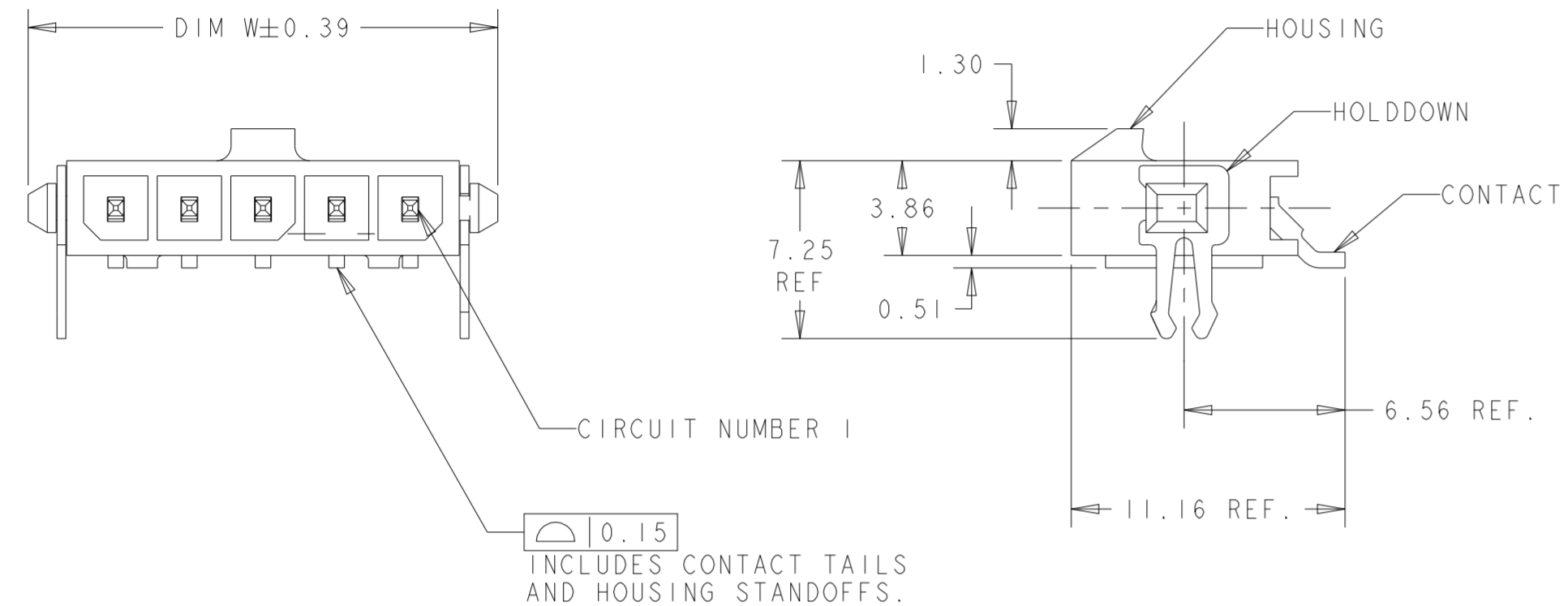
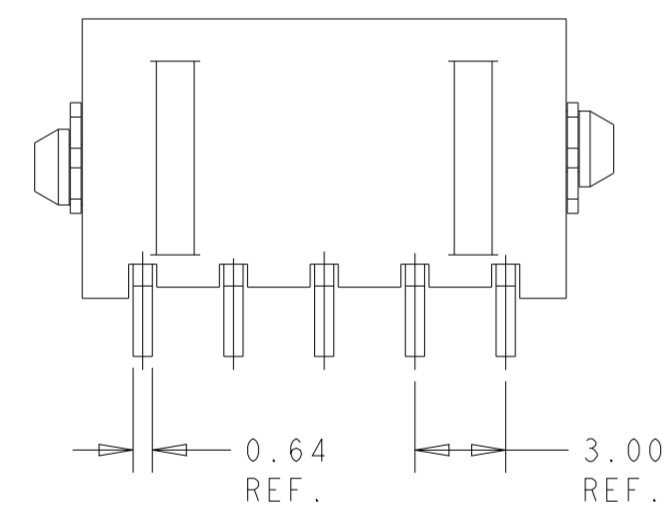


REVISIONS					
P	LTR	DESCRIPTION	DATE	DWN	APVD
B2		REVISED PER ECR-16-011506	23JUN2017	NK	CX
B3		ECO-19-006934	13MAY2019	AP	WLS
B4		REVISED PER ECO-20-010933	05AUG2020	WLS	VS
B5		REVISED PER ECN-23-198901	17FEB2023	WLS	VS



- 1 MATERIAL: HOUSING - UL 94V-0 RATED HIGH TEMP NYLON, COLOR BLACK.
CONTACTS - BRASS.
HOLDDOWNS - PHOSPHOR BRONZE.
- 2 RECOMMENDED PC BOARD THICKNESS OF 1.57.
- 3 PLATING: CONTACTS - 0.76µm MINIMUM GOLD ON MATING END,
2.54µm MINIMUM MATTE TIN ON SOLDER TAILS,
ALL OVER 1.27µm MINIMUM NICKEL.
HOLDDOWNS - 2.54µm MINIMUM MATTE TIN OVER 1.27µm MINIMUM NICKEL.
- 4 COUNTERPART RECOMMENDED IS PN 1445022 OR 2008571 (DASH ACC. TO NUMBER OF POSITION).
- 5 FOR REELING DIRECTION AND PACKAGING TYPE, SEE SPECIFICATION 114-13000.



33.00	37.43	40.00	12	3-1445099-2
30.00	34.43	37.00	11	3-1445099-1
27.00	31.43	34.00	10	3-1445099-0
24.00	28.43	31.00	9	2-1445099-9
21.00	25.43	28.00	8	2-1445099-8
18.00	22.43	25.00	7	2-1445099-7
15.00	19.43	22.00	6	2-1445099-6
12.00	16.43	19.00	5	2-1445099-5
9.00	13.43	16.00	4	2-1445099-4
6.00	10.43	13.00	3	2-1445099-3
3.00	7.43	10.00	2	2-1445099-2
DIM Z	DIM V	DIM W	NO. OF POSN	PART NUMBER

THIS DRAWING IS A CONTROLLED DOCUMENT.

DWN: J. ROOT 09OCT2000
CHK: K. WHITAKER 17-APR-2001
APVD: C. JONES 17-APR-2001

STE TE Connectivity

NAME: RIGHT ANGLE SURFACE MNT HEADER ASSY, 0.76 MIC GOLD CONTACTS, W/THRU HOLE HOLDDOWNS, SGL ROW, MICRO MATE-N-LOK

PRODUCT SPEC: 108-1836
APPLICATION SPEC: 114-13000

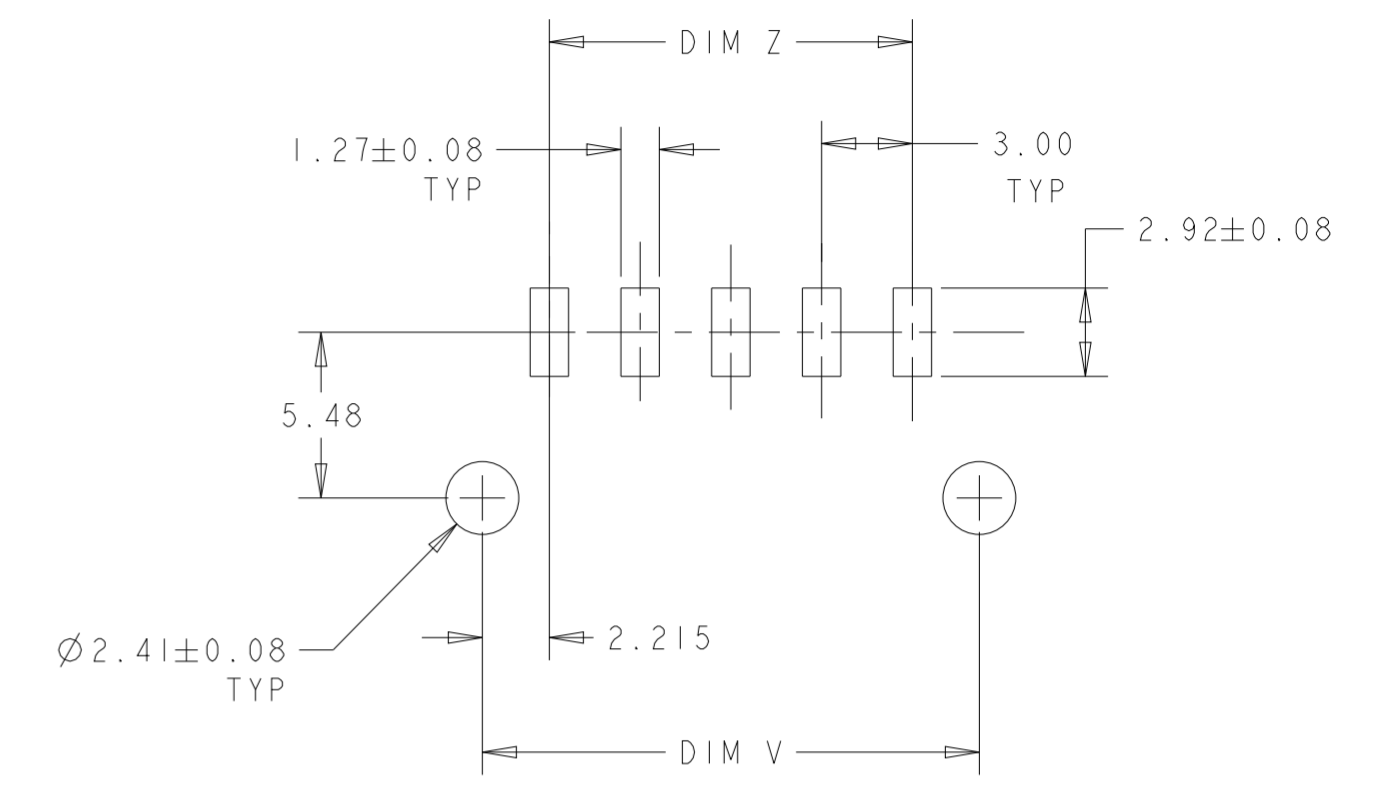
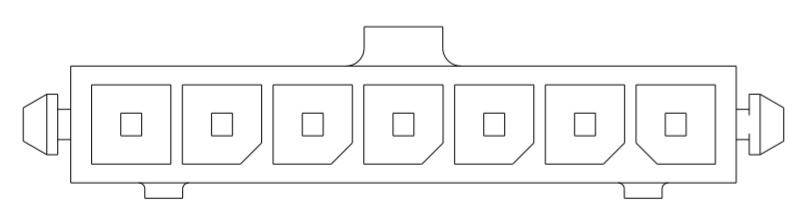
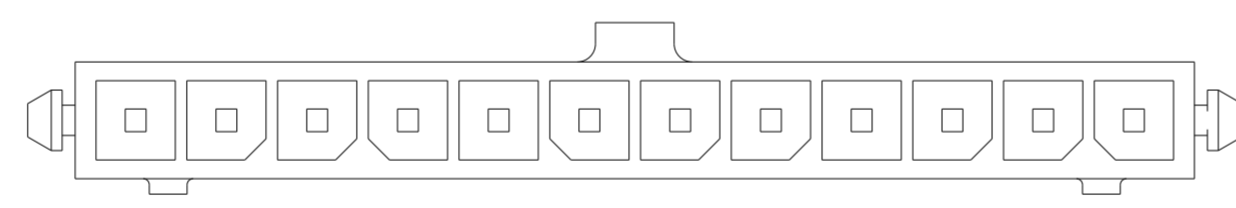
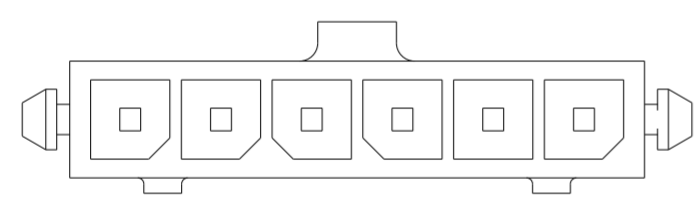
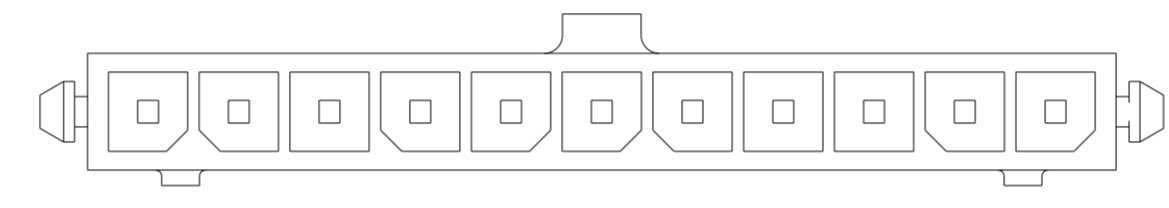
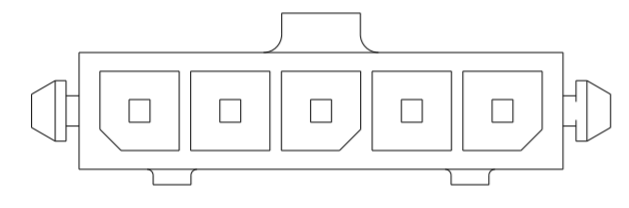
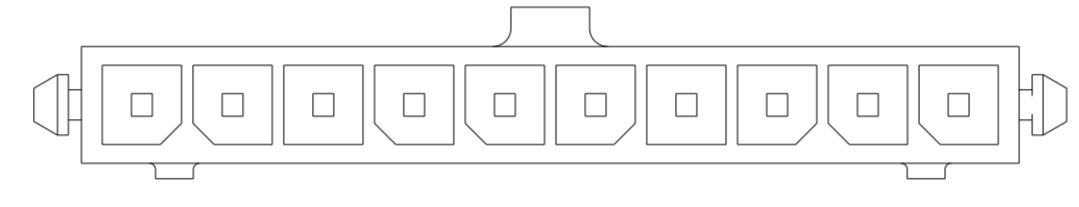
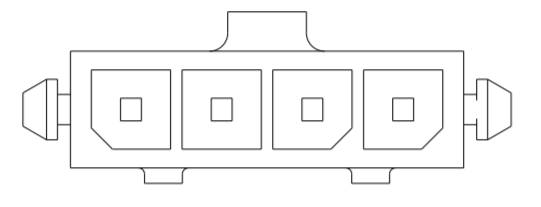
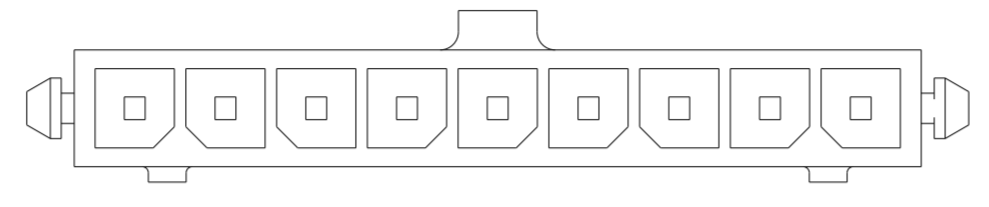
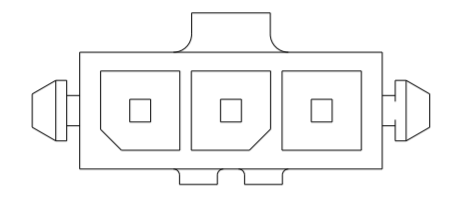
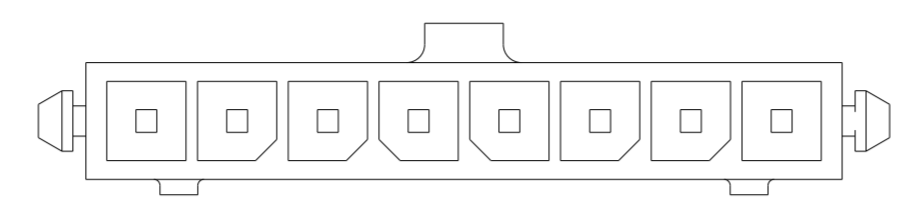
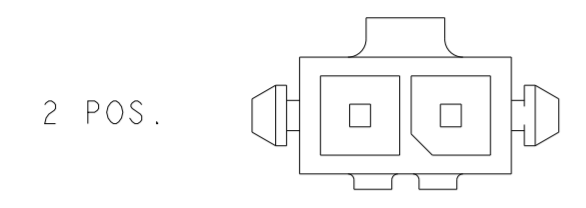
SIZE: A2 CAGE CODE: 00779 DRAWING NO: C-1445099 RESTRICTED TO: -

MATERIAL: 1 FINISH: 3

WEIGHT: -

CUSTOMER DRAWING SCALE: 4:1 SHEET: 1 OF 2 REV: B5

REVISIONS				
P	LTR	DESCRIPTION	DATE	APVD
-		SEE SHEET 1	-	-



PCB LAYOUT COMPONENT SIDE $\triangle 2$

KEYING BY POSITION SIZE

THIS DRAWING IS A CONTROLLED DOCUMENT.		DWN J. ROOT 09OCT2000	TE Connectivity	
DIMENSIONS: mm		CHK K. WHITAKER 17-APR-2001		
TOLERANCES UNLESS OTHERWISE SPECIFIED:		APVD C. JONES 17-APR-2001	NAME RIGHT ANGLE SURFACE MNT HEADER ASSY, 0.76 MIC GOLD CONTACTS, W/THRU HOLE HOLDDOWNS, SGL ROW, MICRO MATE-N-LOK	
		PRODUCT SPEC 108-1836	SIZE A2	CAGE CODE 00779
MATERIAL		APPLICATION SPEC 114-13000	DRAWING NO C-1445099	RESTRICTED TO -
FINISH		WEIGHT -	SCALE 4:1	SHEET 2 OF 2
		CUSTOMER DRAWING	REV B5	