

DATA SHEET

CHIP RESISTORS

Marking



MARKING

RESISTANCE CODE

Wherever it is possible, chip resistors are provided with a resistance code.

The resistance code includes the first two or three significant digits of the resistance value (Ω) followed by the number of zeros; see Table I.

Whether two or three significant values are represented depends on the tolerance:

- $\pm 5\%$ requires two digits (E24 series)
 - For example: 244 = $24 \times 10^4 = 240,000 = 240 \text{ k}\Omega$
- $\pm 1\%$ and lower requires three digits (E24/E96 series)
 - For example: 3160 = $316 \times 10^0 = 316 \Omega$









Table I Resistance value indication























Indicator	Tol. $\geq 5\%$	Tol. $\leq 1\%$
R ⁽¹⁾	0.001 to 9.1 Ω	0.001 to 97.6 Ω
0	10 to 91 Ω	100 to 976 Ω
1	100 to 910 Ω	1 to 9.76 k Ω
2	1 to 9.1 k Ω	10 to 97.6 k Ω
3	10 to 91 k Ω	100 to 976 k Ω
4	100 to 910 k Ω	1 to 9.76 M Ω
5	1 to 9.1 M Ω	10 to 97.6 M Ω
6	10 to 91 M Ω	—











NOTE


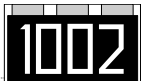










1. R denotes the decimal point.









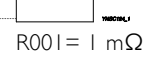

GENERAL PRINCIPLES AND ILLUSTRATORS OF MARKING CODES




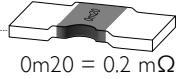
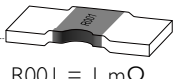
KINDS	FORMS	PRODUCT TYPES	RESISTANCE RANGE	ILLUSTRATORS & EXAMPLES	
No marking	—	Sizes 0100/0201/0402 of all series	All	 Fig. 1 No marking	
		All sizes of TR series	All		
		Size 0603 of RL series	R < 100 m Ω except 10/20/30/40/50/60 m Ω		
		Sizes 0603, 0805 of PA series	All		
		AF122	All		
		2512 of PU series	All		 Fig. 2 No marking
		YC102	All		 Fig. 3 No marking
		YC122	All		 Fig. 4 No marking
		TC122	All		 Fig. 5 No marking
		TC124	All		 Fig. 6 No marking
ATV321	All	All	 Fig. 7 No marking (rectangle for position)		
Speciality		Out of standard resistance value	Based on type		
Bar marking	Bar	Size 0306, 0612 of PS series	All	 Fig. 8 Bar marking	

KINDS	FORMS	PRODUCT TYPES	RESISTANCE RANGE	ILLUSTRATORS & EXAMPLES
1-Digit marking	0	Size 0603 to 2512 of RC/RV/SR/AC/AF/AA/RL/PT series except wide termination	Jumper = 0 Ω	 <p>Fig. 9 Value = 0 Ω</p>
		Size 1218 of RC/AC series	Jumper = 0 Ω	 <p>Fig. 10 Value = 0 Ω</p>
		YCI62 YCI24/I64 YC248 TCI64 AFI62	Jumper = 0 Ω	     <p>Fig. 11 Value = 0 Ω</p>
2-Digit marking	\overline{XX}	Sizes 0603 of PE series	$5m\Omega \leq R \leq 50m\Omega$	 <p>Fig. 12 10 = 10 mΩ</p>
	XX		$51m\Omega \leq R \leq 910m\Omega$	 <p>Fig. 13 51 = 51 mΩ</p>
3-Digit marking		Size 0603 to 2512 of RC/RV/SR/AC/AF/AA series	5% E24: $R \geq 10 \Omega$	 <p>Fig. 14 $240 = 24 \times 10^0 = 24 \Omega$</p>
		Size 0603 to 1206 of AR/RE series except wide termination	5% E24: $R \geq 10 \Omega$	 <p>Fig. 15 $240 = 24 \times 10^0 = 24 \Omega$</p>
	XXX	YCI62 YCI24/I64 YC324 YCI58T YC358T/YC358L YC248 AFI24/AFI62/AFI64	5% E24: $R \geq 10 \Omega$	         <p>Fig. 16 $244 = 24 \times 10^4 = 240 K\Omega$ (dot for position)</p>
		YCI62 YCI24/I64 AFI24/I64	5% E24: $R < 10\Omega$	  <p>Fig. 17 6R8 = 6.8Ω</p>

KINDS	FORMS	PRODUCT TYPES	RESISTANCE RANGE	ILLUSTRATORS & EXAMPLES
3-Digit marking	XXX	TC164	5% E24: $R \geq 10 \Omega$	 Fig. 18 $244 = 24 \times 10^4 = 240 \text{ k}\Omega$
	XXX with short bar below	Size 0603 of RC/RE series	1%, 0.5%, 0.1% E24 exception values 10/11/13/15/20/75 of E24 series	 Fig. 19 $3R3 = 3.3 \Omega$
		Size 0603 of AR/AF/AC/RV/SR/AA series	1%, 0.5% E24 exception values 10/11/13/15/20/75 of E24 series	 Fig. 20 $240 = 24 \times 10^0 = 24 \Omega$
		Size 0603 of RT/AT	1%, 0.5%, 0.25%, 0.1%, 0.05%, 0.01% E24 exception values 10/11/13/15/20/75 of E24 series	
	XXX formed with 2 numerals + 1 letter	Size 0603 of RC/RE series	1%, 0.5%, 0.1% E96 refer to table 2, including values 10/11/13/15/20/75 of E24 series	 Fig. 21 $88A = 806 \times 10^0 = 806 \Omega$
		Size 0603 of AR/AF/AC/RV/SR/AA series	1%, 0.5% E96 refer to table 2, including values 10/11/13/15/20/75 of E24 series	
		Size 0603 of RT/AT	1%, 0.5%, 0.25%, 0.1%, 0.05%, 0.01% E96 refer to table 2, including values 10/11/13/15/20/75 of E24 series	
	XRX	Size 0603 to 2512 of RC/AC/SR/AF/AA series Size 0603 to 1206 of AR series	5% E24: $R < 10 \Omega$	 Fig. 22 $2R2 = 2.2 \Omega$
		Size 0805 to 2512 of SR series except wide termination		
	RXX	Size 1218 of RC/AC/SR/AF/AA series	5% E24: $R < 10 \Omega$	 Fig. 23 $2R2 = 2.2 \Omega$
Size 0603 of RL series Size 0603 of PT series		5%, 1%: $R = 10/20/30/40/50/60 \text{ m}\Omega$ 5%, 1% E24: $R \geq 100 \text{ m}\Omega$, reference to Table 3 5%, 1% E24: $R \geq 100 \text{ m}\Omega$, reference to Table 3	 Fig. 24 $R22 = 220 \text{ m}\Omega$	
XXX	Size 0805 of PE series	$5 \text{ m}\Omega \leq R \leq 50 \text{ m}\Omega$	 Fig. 25 $010 = 10 \text{ m}\Omega$	
XXX		$51 \text{ m}\Omega \leq R \leq 910 \text{ m}\Omega$	 Fig. 26 $51 = 51 \text{ m}\Omega$	
XXX	Size 0508 of PE series	$5 \text{ m}\Omega \leq R \leq 75 \text{ m}\Omega$	 Fig. 27 $10 = 10 \text{ m}\Omega$	

KINDS	FORMS	PRODUCT TYPES	RESISTANCE RANGE	ILLUSTRATORS & EXAMPLES
4-Digit marking	XXXX	Size 0805 to 2512 of RC/RV/AC/SR/AF/AA series	1%, 0.5%, 0.1%	 Fig. 28 $1002 = 100 \times 10^2 = 10 \text{ K}\Omega$
		Size 0805 to 1206 of AR/AF/RE series except wide termination	E24/E96: $R \geq 100 \Omega$	
		Size 0805 to 2512 of RT/AT series	1%, 0.5%, 0.25%, 0.1%, 0.05%, 0.01% E24/E96: $R \geq 100 \Omega$	
		Size 1218 of RC/AC/SR/AF/AA series	1% E24/E96: $R \geq 100 \Omega$	 Fig. 29 $1002 = 100 \times 10^2 = 10 \text{ K}\Omega$
		YC124/164 YC248 YC324 AF124/164	1% E24/E96: $R \geq 100 \Omega$	   Fig. 30 $3160 = 316 \times 10^0 = 316 \Omega$
		TC164	1% E24/E96: $R \geq 100 \Omega$	 Fig. 31 $3160 = 316 \times 10^0 = 316 \Omega$
	XRXX, XXRX	Size 0805 to 2512 of RC/AC/RV/SR/AF/AA series	1%, 0.5%, 0.1%	 Fig. 32 $31R6 = 31.6 \Omega$
		Size 0805 to 1206 of AR/RE series except wide termination	E24/E96: $R < 100 \Omega$	
		Size 0805 to 2512 of RT/AT series	1%, 0.5%, 0.25%, 0.1%, 0.05%, 0.01% E24/E96: $R < 100 \Omega$	
		Size 1218 of RC/AC/SR/AF/AA series	1% E24/E96: $R < 100 \Omega$	 Fig. 33 $31R6 = 31.6 \Omega$
		YC124/164 YC248 YC324	1% E24/E96: $R < 100 \Omega$	   Fig. 34 $31R6 = 31.6 \Omega$
		TC164	1% E24/E96: $R < 100 \Omega$	 Fig. 35 $31R6 = 31.6 \Omega$

KINDS	FORMS	PRODUCT TYPES	RESISTANCE RANGE	ILLUSTRATORS & EXAMPLES
4-Digit marking		Size 0805 to 2512 of RL series except wide termination	5%, 1% E24, reference to Table 4	 <p>Fig. 36 R020 = 0.02 Ω = 20 mΩ</p>
	RXXX	Size 0805 to 2512 of PT series except wide termination	5%, 1% E24: R ≥ 100mΩ, reference to Table 4	 <p>Fig. 37 R220 = 220 mΩ</p>
		Size 1218 of RL series Size 0815 of PT series	5%, 1% E24, reference to Table 4	 <p>Fig. 38 R025 = 25 mΩ</p>
	RXXX	Size 1206 of PE series	5mΩ ≤ R ≤ 50mΩ	 <p>Fig. 39 R010 = 10 mΩ</p>
			51mΩ ≤ R ≤ 910mΩ	 <p>Fig. 40 R051 = 51 mΩ</p>
	RXXX	Sizes 2010, 2512 of PE series	5mΩ ≤ R ≤ 100mΩ	 <p>Fig. 41 R010 = 10 mΩ</p>
	RXXX	Sizes 0612, 0815 of PE series	1mΩ ≤ R ≤ 100mΩ	 <p>Fig. 42 010 = 10 mΩ</p>
	RXXX	Size 1206 of PA series	1mΩ	 <p>Fig. 43 R001 = 1 mΩ</p>
			2mΩ ≤ R ≤ 50mΩ	 <p>Fig. 44 R005 = 5 mΩ</p>
	0mXX	Size 2512 of PA series	0.5mΩ, 0.75mΩ	 <p>Fig. 45 0m50 = 0.5 mΩ</p>

KINDS	FORMS	PRODUCT TYPES	RESISTANCE RANGE	ILLUSTRATORS & EXAMPLES
4-Digit marking	R00X	Size 2512 of PA series	$1\text{m}\Omega \leq R \leq 4\text{m}\Omega$	 Fig. 46 R001 = 1 mΩ
	RXXX		$5\text{m}\Omega \leq R \leq 100\text{m}\Omega$	 Fig. 47 R005 = 5 mΩ
	RXXX	Size 1206 of PS series	$10\text{m}\Omega \leq R \leq 100\text{m}\Omega$	 Fig. 48 R010 = 5 mΩ
	0mXX	Size 3921, 5931 of PU series	$0.2\text{m}\Omega \leq R \leq 0.5\text{m}\Omega$	 Fig. 49 0m20 = 0.2 mΩ
	RXXX		$1\text{m}\Omega \leq R \leq 4\text{m}\Omega$	 Fig. 50 R001 = 1 mΩ

NOTE

I. Please contact with local sales force for unavailable resistance

Table 2 EIA-96 marking rule

CODE	VALUE	CODE	VALUE	CODE	VALUE	CODE	VALUE	CODE	VALUE	CODE	VALUE	CODE	VALUE	CODE	VALUE
01	100	13	133	25	178	37	237	49	316	61	422	73	562	85	750
02	102	14	137	26	182	38	243	50	324	62	432	74	576	86	768
03	105	15	140	27	187	39	249	51	332	63	442	75	590	87	787
04	107	16	143	28	191	40	255	52	340	64	453	76	604	88	806
05	110	17	147	29	196	41	261	53	348	65	464	77	619	89	825
06	113	18	150	30	200	42	267	54	357	66	475	78	634	90	845
07	115	19	154	31	205	43	274	55	365	67	487	79	649	91	866
08	118	20	158	32	210	44	280	56	374	68	499	80	665	92	887
09	121	21	162	33	215	45	287	57	383	69	511	81	681	93	909
10	124	22	165	34	221	46	294	58	392	70	523	82	698	94	931
11	127	23	169	35	226	47	301	59	402	71	536	83	715	95	953
12	130	24	174	36	232	48	309	60	412	72	549	84	732	96	976

Table 2. shows the first two digits of the three-digit EIA-96 part-marking scheme. The third character is a letter multiplier:

$$X = 10^{-1}, Y = 10^{-2}, A = 10^0, B = 10^1, C = 10^2, D = 10^3, E = 10^4, F = 10^5$$

Table 3 EIA-24 marking rule for size 0603 of RL/PT

CODE	VALUE (mΩ)
R01	10
R02	20
No marking	25 ⁽²⁾
R03	30
R04	40 ⁽²⁾
R05	50 ⁽²⁾
R06	60 ⁽²⁾
R10	100
R11	110
R12	120
R13	130
R15	150
R16	160
R18	180
R20	200
R22	220
R24	240
R25	250 ⁽²⁾
R27	270
R30	300
R33	330
R36	360
R39	390
R40	400 ⁽²⁾
R43	430
R47	470
R50	500 ⁽²⁾
R51	510
R56	560
R62	620
R68	680
R75	750
R82	820
R91	910

NOTE

1. All above values for E24 series are marked with a 3-digit code (RXX).
2. The partial values of 25/40/50/60/250/400/500 mΩ are belonged to non-E series.
3. Except customer special requirement, values for E96 series are no marking
4. 5% and 1% follow the same marking rules.

Table 4 EIA-24 marking rule for size 0805 to 2512 of RL/PT

CODE	VALUE (mΩ)	CODE	VALUE (mΩ)
R010	10	R110	110
R011	11	R120	120
R012	12	R125	125 ⁽²⁾
R013	13	R130	130
R015	15	R150	150
R016	16	R160	160
R018	18	R180	180
R020	20	R200	200
R022	22	R220	220
R024	24	R240	240
R025	25 ⁽²⁾	R249	249 ⁽³⁾
R027	27	R250	250 ⁽²⁾
R030	30	R255	255 ⁽³⁾
R033	33	R270	270
R036	36	R300	300
R039	39	R330	330
R040	40 ⁽²⁾	R360	360
R043	43	R390	390
R047	47	R400	400 ⁽²⁾
R050	50 ⁽²⁾	R430	430
R051	51	R470	470
R056	56	R500	500 ⁽²⁾
R060	60 ⁽²⁾	R510	510
R062	62	R560	560
R068	68	R620	620
R075	75	R680	680
R082	82	R750	750
R091	91	R820	820
R100	100	R910	910

NOTE

1. All above values for E24 series are marked with a 4-digit code (RXXX).
2. The partial values of 25/40/50/60/125/250/400/500 mΩ are belonged to non-E series.
3. Except customer special requirement, values for E96 series are no marking.
4. 5% and 1% follow the same marking rules.

REVISION HISTORY

REVISION	DATE	CHANGE NOTIFICATION	DESCRIPTION
Version 3	Sep. 11, 2017	-	- Update marking rules for all product series.
Version 2	Jun 01, 2011	-	- AC/AF/PT/RE series added - Figure for wide termination added - EIA-24 marking rule updated
Version 1	Apr 02, 2008	-	- Marking kinds added according to range extended.
Version 0	Dec 17, 2004	-	- Yageo/Phycomp brand new data sheet of "Marking".