

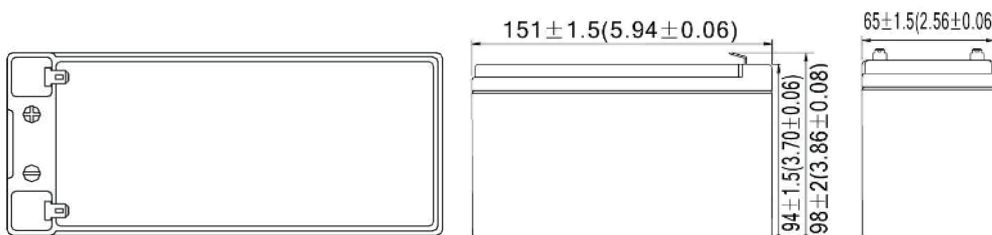
<b>Capacity (25°C)</b>	20HR (0.45A, 10.5V) = 9.00AH 10HR (0.866A, 10.5V) = 8.66AH 5HR (1.62A, 10.5V) = 8.10AH 1HR (5.39A, 10.5V) = 5.39AH
<b>Operating Temperature Range</b>	Charge = -15°C to +50°C Discharge = -20°C to +60°C Storage = -20°C to +60°C
<b>Approx. Weight</b>	2.55kg
<b>Internal Resistance</b>	Fully charged at 25°C : ≤ 25mΩ
<b>Self Discharge</b>	3% per month at (25°C)
<b>Capacity Affected by Temp. (20HR)</b>	40°C = 102% 25°C = 100% 0°C = 85% -15°C = 65%
<b>Charge Voltage (25°C)</b>	Cycle Use = 14.4-14.7V (-30mV/°C) Max Current = 2.70A Float Use = 13.5-13.8V (-20mV/°C)
<b>Dimensions (Nominal)</b>	Length: 151mm (5.94 in.) Width: 65mm (2.56 in.) Height: 94mm (3.70 in.) Total Height: 98mm (3.86 in.)

- Completely sealed, maintenance-free, low self-discharge
- State of the art AGM and grid alloy formula technology
- Non-spillable, stable quality and high reliability with excellent re-charging performance
- Floating and standby use up to: 5 years
- Cycle use: Up to 260 cycles at 100% DoD
- Cycle use: Up to 500 Cycles at 50% DoD
- Container and Cover Material – ABS UL94-HB (optional UL94-V0)
- Transportation - D.O.T., I.A.T.A. & F.A.A.





## ■ APPLICATIONS

Multipurpose	Alarm & Security System	DC Power Supply
Telecommunications	Comm. Power Supply	Auto Control System
UPS	Elec. Power System (EPS)	Traffic Control Signaling
Medical Equipment	Emergency Backup Power	Emergency Lighting

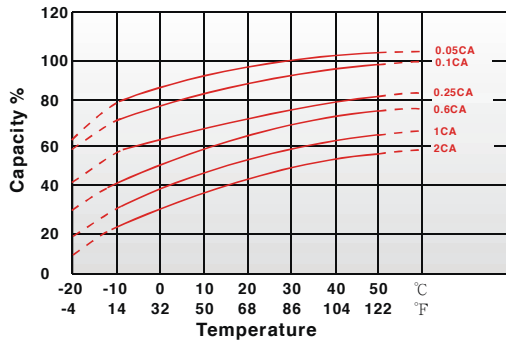


### Terminal Type

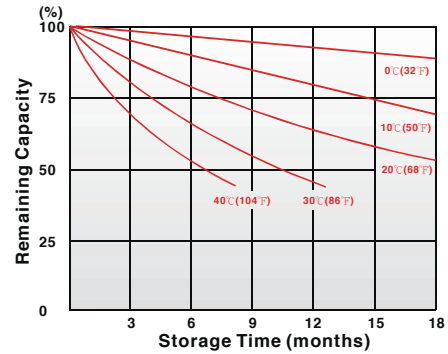
**F1**  0.187" x 0.032" quick disconnect tabs

**F2**  0.250" x 0.032" quick disconnect tabs

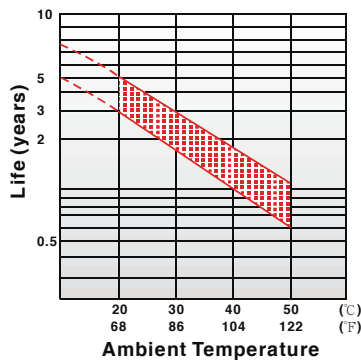
**Effect of Temperature on Capacity 25°C (77°F)**



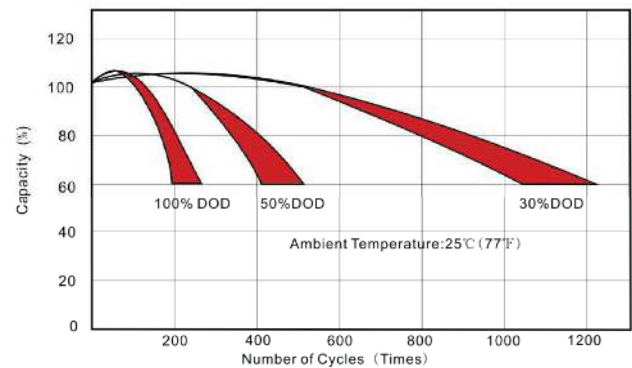
**Capacity Retention Characteristic**



**Trickle (or Float) Service Life**



**Cycle Service Life**



**Regular Charge / Float Charge / Storage**

- Charging voltage temperature compensation needs to be applied when temperature is below 0°C and above +45°C.
- Charging in temperatures below 0°C, the charge current should not exceed 0.1C as the core battery temperature can increase rapidly and damage the battery.
- During floating charge or when in storage, the life of the battery is cut in half for every 8°C temperature rise over 25°C.

**Discharge**

- Discharging at elevated temperatures improves performance of the battery yet shortens its life due to accelerated aging.
- Low temperature affects the battery internal resistance and lowers its capacity. The battery provides 100% specified capacity at 25°C. It will deliver 50% of its stated capacity at -20°C with 0.1C discharge current and 20% with 2C discharge current.

**Constant Current Discharge (A) at 25°C (77°F)**

F.V/Time	5min	10min	15min	30min	1h	2h	3h	4h	5h	8h	10h	20h
1.85V/Cell	25.69	18.51	14.16	8.95	5.19	2.98	2.28	1.817	1.560	1.272	0.834	0.433
1.80V/Cell	26.18	18.86	14.43	9.12	5.29	3.03	2.32	1.852	1.590	1.296	0.850	0.442
1.75V/Cell	26.67	19.22	14.70	9.29	5.39	3.09	2.36	1.887	1.620	1.320	0.866	0.450
1.70V/Cell	29.07	20.37	15.59	9.66	5.49	3.14	2.40	1.920	1.648	1.344	0.881	0.458
1.67V/Cell	32.01	22.10	16.91	10.20	5.54	3.18	2.43	1.940	1.666	1.358	0.891	0.463
1.60V/Cell	34.67	23.25	17.79	10.64	5.60	3.21	2.46	1.961	1.684	1.373	0.900	0.468

**Constant Power Discharge (W) at 25°C (77°F)**

F.V/Time	5min	10min	15min	30min	1h	2h	3h	4h	5h	8h	10h	20h
1.85V/Cell	50.09	36.09	27.62	17.45	10.13	5.80	4.44	3.54	3.04	2.48	1.63	0.85
1.80V/Cell	51.05	36.78	28.14	17.78	10.32	5.91	4.52	3.61	3.10	2.53	1.66	0.86
1.75V/Cell	52.01	37.47	28.67	18.12	10.51	6.02	4.61	3.68	3.16	2.57	1.69	0.88
1.70V/Cell	56.69	39.72	30.39	18.84	10.70	6.13	4.69	3.74	3.21	2.62	1.72	0.89
1.67V/Cell	62.41	43.09	32.97	19.89	10.81	6.20	4.74	3.78	3.25	2.65	1.74	0.90
1.60V/Cell	67.61	45.34	34.00	20.74	10.93	6.26	4.79	3.82	3.28	2.68	1.76	0.91