


## BF1 FUSE RATED 32V















### Description

This BF1 fuse is rated at 32V and offers a bolt-on fuse for high current wiring protection. Current rating 23A - 200A; with transparent housing for easy detection of blown fuses.

### Ordering Information

Mounting Torque	Part Number	Package Size
M5	153.5631.xxx2	1000
M5	153.5631.xxx1	10
M6	153.7010.xxx2	1000
M6	153.7000.xxx2	500

### Ratings

Part Number		Current Rating	Housing Color	Typ. Voltage Drop	Cold Resistance	I <sup>2</sup> t
M5	M6					
153.5631.523_1,2	-	23 A		105 mV	3.50 mΩ	1,400 A <sup>2</sup> s
153.5631.530_	153.5631.530_2	30 A		105 mV	2.70 mΩ	5,100 A <sup>2</sup> s
153.5631.540_	153.7010.540_	40 A		90 mV	1.56 mΩ	6,800 A <sup>2</sup> s
153.5631.550_	153.7010.550_	50 A		80 mV	1.03 mΩ	6,900 A <sup>2</sup> s
153.5631.560_	153.7010.560_	60 A		75 mV	0.75 mΩ	16,200 A <sup>2</sup> s
153.5631.570_	153.7010.570_	70 A		70 mV	0.64 mΩ	22,000 A <sup>2</sup> s
153.5631.580_	153.7010.580_	80 A		70 mV	0.55 mΩ	25,600 A <sup>2</sup> s
153.5631.610_	153.7010.610_	100 A		70 mV	0.44 mΩ	42,500 A <sup>2</sup> s
153.5631.612_	153.7010.612_	125 A		70 mV	0.34 mΩ	62,500 A <sup>2</sup> s
153.5631.615_1	153.7010.615_1	150 A		70 mV	0.29 mΩ	83,400 A <sup>2</sup> s
-	153.7000.615_3	150 A		70 mV	0.33 mΩ	98,000 A <sup>2</sup> s
153.5631.620_3	153.7000.620_3	200 A		70 mV	0.24 mΩ	126,000 A <sup>2</sup> s

Corresponding holder see Section "Fuse Holders."

Note 1: not mentioned in ISO standard Note 2: Not UL rated Note 3: Short Circuit Protector only

### Specifications

Housing:	Out of thermoplastic (UL 94-V0, heat-resistant)
Terminals:	Visible melting element Copper alloy, gal. Sn 2 x M5 or M6 bolts, distance 30 mm
Mounting Torque M5:	4.5 Nm +/- 1Nm
Mounting Torque M6:	6.0 Nm +/- 1Nm
Interrupting Rating:	23A & 30A: 1000A @32 VDC 40A - 150A: 2000A @32 VDC 200A: 1500A @32 VDC
Complies with:	ISO 8820-5 UL 248 Special Purpose Fuses
Operating Temperature:	-40 to 125 degrees C

### Time-Current Characteristics

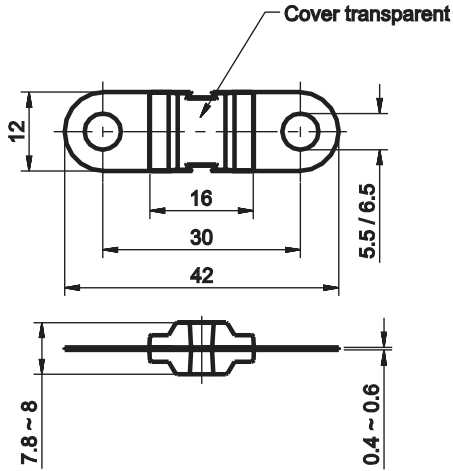
% of Rating	Opening Time Min / Max (s)	
	23-150A Fuses	150-200A Short Circuit Protectors
75	- / -	360,000 s / -
100	360,000 s / -	- / -
110	14,400 s / -	- / -
150	90 s / 3,600 s	- / -
200	3 s / 100 s	1 s / 15 s
300	0.300 s / 3 s	- / -
350	- / -	0.300 s / 5 s
500	0.100 s / 1 s	- / -
600	- / -	0.100 s / 1 s

**BF1 FUSE RATED 32V**




**Dimensions**

Dimensions in mm



**Pre-Arcing Time-Limits**



23 A - 150 A: FI = 1.25 (max. operating current:  $0.8 \times I_{rat}$  at 23°C)

200 A: FI = 2.00 (max. operating current:  $0.5 \times I_{rat}$  at 23°C)

**Derating**

Individual derating curves by rating can be ordered through your Littelfuse contact person.