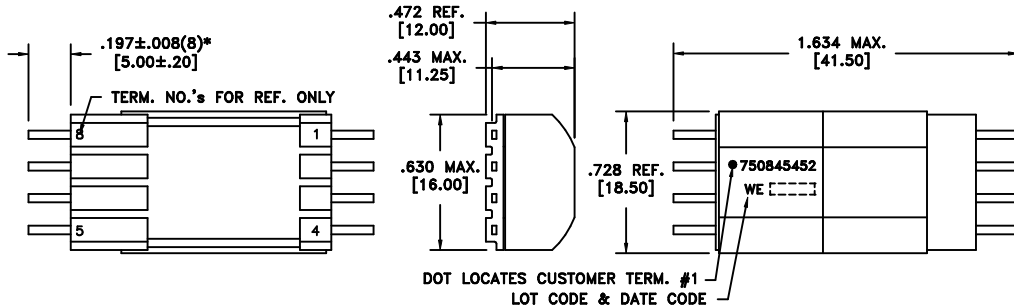


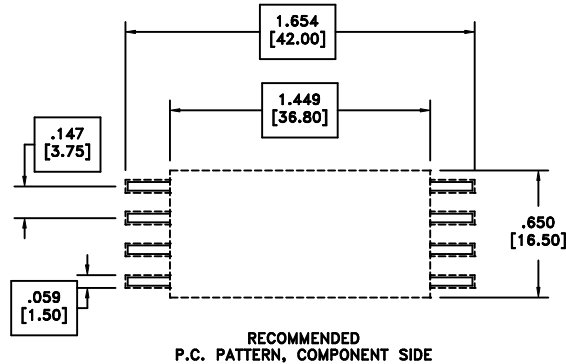
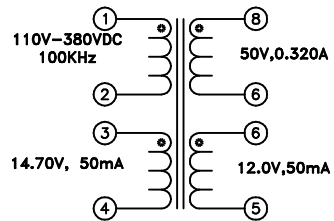
CUSTOMER TERMINAL	RoHS	LEAD(Pb)-FREE
Sn96%, Ag4%	Yes	Yes

* DIMENSION MAY BE EXCEEDED WITH SOLDER ONLY



ELECTRICAL SPECIFICATIONS @ 25°C unless otherwise noted:

PARAMETER	TEST CONDITIONS	VALUE
D.C. RESISTANCE	1-2 @20°C	0.340 ohms max.
D.C. RESISTANCE	3-4 @20°C	0.250 ohms max.
D.C. RESISTANCE	8-6 @20°C	0.140 ohms max.
D.C. RESISTANCE	6-5 @20°C	0.300 ohms max.
INDUCTANCE	1-2 10kHz, 0.1VAC, Ls	470.0 uH±10%
SATURATION INDUCTANCE	1-2 10kHz, 0.1VAC, 0.400A, Ls	376.0 uH min.
LEAKAGE INDUCTANCE	1-2 tie(3+4+5+6+8), 10kHz, 0.1VAC, Ls	5.00 uH max.
DIELECTRIC	1-8 tie (2+3), 3600VAC, 1 second	3000VAC, 1 minute
TURNS RATIO	(1-2):(3-4)	6.800:1, ±2%
TURNS RATIO	(1-2):(8-6)	2.000:1, ±2%
TURNS RATIO	(1-2):(6-5)	6.800:1, ±2%



GENERAL SPECIFICATIONS:

OPERATING TEMPERATURE RANGE: -40°C to +125°C including temp rise.

Preliminary

REV.	DATE	Packaging Specifications Method: Tray PKG- www.midcom-inc.com		Tolerances unless otherwise specified: Angles: ±1° Fractions: ±1/64 Decimals: ±.005 [.13] Footprint: ±.001 [.03]	DRAWING TITLE TRANSFORMER	PART NO. 750845452
00	04/11	SEE REVISION SHEET FOR REVISION LEVEL		This drawing is dual dimensioned. Dimensions in brackets are in millimeters.	eiSos p/n: 750845452	SPECIFICATION SHEET 1 OF 1