

93405 - ** **

CIRCUIT SIZE

	PCB PEGS	TUBE PACKED	TAPE & REEL PACKED	POLARIZING PEG HEIGHT DIMN. E	
0	YES	YES	NO	6.40	STANDARD PROFILE REFLOW NOTE9
2	YES	NO	YES	6.40	
3	NO	YES	NO	6.40	
5	NO	NO	YES	6.40	LOW PROFILE REFLOW NOTE9
6	NO	YES	NO	4.10	
7	NO	NO	YES	4.10	
8	YES	YES	NO	4.10	REFLOW NOTE9
9	YES	NO	YES	4.10	

0= 3-5 MICROMETRE TIN VERSION
3= 0.6 MICROMETRE PALLADIUM NICKEL VERSION

93405-**26	26	36.80	31.75	35.60	14	YES
93405-**24	24	34.26	29.21	33.06	15	YES
93405-**22	22	31.72	26.67	30.52	16	YES
93405-**20	20	29.18	24.13	27.98	18	YES
93405-**18	18	26.64	21.59	25.44	20	YES
93405-**16	16	24.10	19.05	22.90	22	YES
93405-**14	14	21.56	16.51	20.36	25	YES
93405-**12	12	19.02	13.97	17.82	28	YES
93405-**10	10	16.48	11.43	15.28	32	YES
93405-**08	8	13.94	8.89	12.74	38	YES
93405-**06	6	11.40	6.35	10.20	46	YES
93405-**04	4	8.86	3.81	7.66	60	YES
PART NO.	NUMBER OF CKTS	DIMN. A	DIMN. B	DIMN. C	QUANTITY OF PARTS PER TUBE (-*0**/*-3**/*-6** & *-8** VERSIONS)	TOOLED

- NOTES:
- 1- MATERIAL: HOUSING: NYLON (PA) GLASS FILLED. UL94 V-0, NATURAL (BEIGE)
TERMINAL: CARTRIDGE BRASS 0.28 REF THICK
 - 2- PLATING: TIN (Sn) 3-5 MICROMETRE MIN OVER 1.27 MICROMETRE MIN NICKEL (Ni).
PALLADIUM NICKEL (PdNi): 0.6 MICROMETRE SELECTIVE PdNi WITH
0.05 MICROMETRE GOLD FLASH IN CONTACT AREA AND 3-5 MICROMETRE
SELECTIVE TIN IN SOLDER AREA ALL OVER 1.27 MICROMETRE NICKEL (Ni) UNDERCOAT.
 - 3- MATES WITH MOLEX 90327 SERIES.
 - 4- ALL SMT TAILS TO LIE WITHIN A COPLANARITY BAND OF 0.0 - 0.10 REF. FROM EACH OTHER.
 - 5- FOR TAPE AND REEL PACKAGING SEE SDA-90814-9001.
FOR TUBE PACKAGING SEE PK-90814-001.
 - 6- PCB PEGS ARE OPTIONAL.
 - 7- PCB LAYOUT SHOWN ON SHEET 2
 - 8- PRODUCT SPECIFICATION: PS-99020-0011.
 - 9- FOR RECOMMENDED REFLOW PROFILES, REFER TO PS-99020-0011 APPENDIX B

ADDED SOLDER NOTE
EC NO: IPG2015-1233
DRWN:DBYRNES 2015/01/08
CHKD:
APPR:STGRIFFIN 2015/01/14

QUALITY SYMBOLS
▽=0
◻=0

GENERAL TOLERANCES (UNLESS SPECIFIED)

	mm	INCH
4 PLACES	± ---	± ---
3 PLACES	± ---	± ---
2 PLACES	± 0.10	± ---
1 PLACE	± 0.2	± ---
0 PLACE	± ---	± ---

ANGULAR ± 2 °

DRAFT WHERE APPLICABLE MUST REMAIN WITHIN DIMENSIONS

DIMENSION STYLE
MM ONLY

DRAWN BY: DBYRNES
DATE: 2012/05/28

CHECKED BY: DSHEA
DATE: 2012/06/22

APPROVED BY: EFOLAN
DATE: 2012/06/27

MATERIAL NO.
SEE CHART

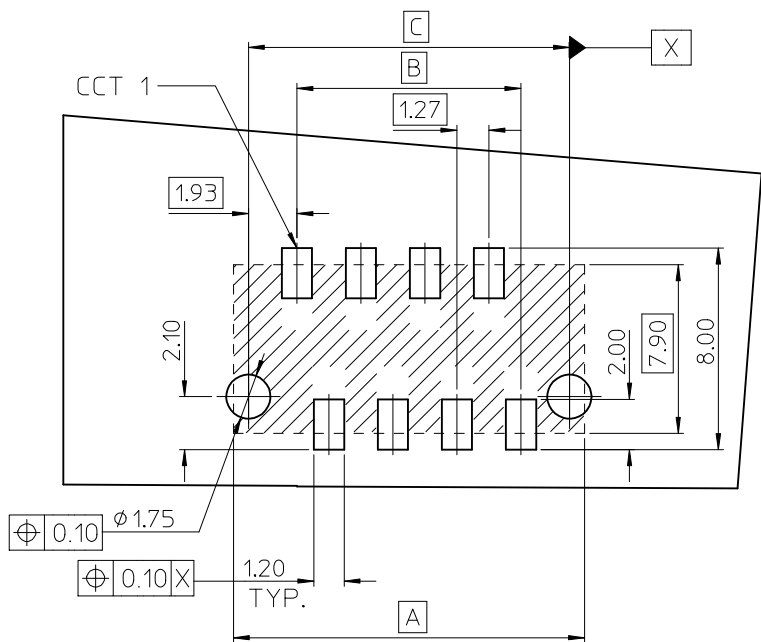
SCALE 5:1
DESIGN UNITS METRIC
THIRD ANGLE PROJECTION

TITLE
REVERSE FOOTPRINT
PICOFLEX SMT HEADER

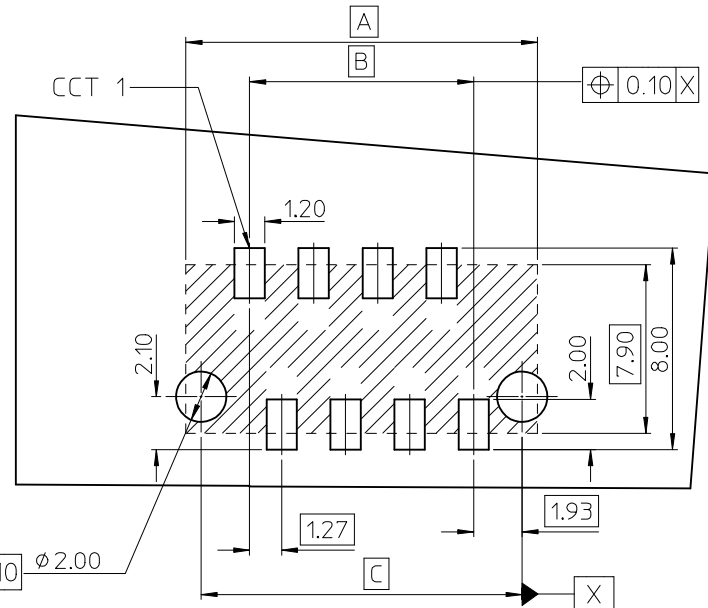
molex

DOCUMENT NO. SD-93405-001
SHEET NO. 1 OF 2

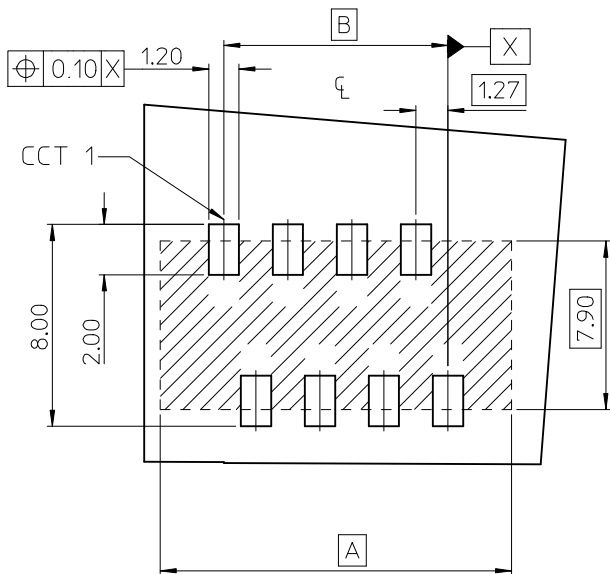
THIS DRAWING CONTAINS INFORMATION THAT IS PROPRIETARY TO MOLEX INCORPORATED AND SHOULD NOT BE USED WITHOUT WRITTEN PERMISSION



PCB LAYOUT FOR HEADERS WITH TRANSITION FIT PCB PEGS
HEADER VERSIONS 93405-*0**/*2**/*8**/*9**.



PCB LAYOUT FOR HEADERS WITH CLEARANCE FIT PCB PEGS
HEADER VERSIONS 93405-*0**/*2**/*8**/*9**.



PCB LAYOUT FOR HEADERS WITHOUT PCB PEGS
HEADER VERSIONS 93405-*3**/*5**/*6**/*7**.

RECOMMENDED
REFERENCE DIMENSIONS ONLY
VIEWED FROM COMPONENT SIDE
PCB THICKNESS 1.60±0.14

93405-*26	26	36.80	31.75	35.60
93405-*24	24	34.26	29.21	33.06
93405-*22	22	31.72	26.67	30.52
93405-*20	20	29.18	24.13	27.98
93405-*18	18	26.64	21.59	25.44
93405-*16	16	24.10	19.05	22.90
93405-*14	14	21.56	16.51	20.36
93405-*12	12	19.02	13.97	17.82
93405-*10	10	16.48	11.43	15.28
93405-*08	8	13.94	8.89	12.74
93405-*06	6	11.40	6.35	10.20
93405-*04	4	8.86	3.81	7.66
PART NO.	NUMBER OF CKTS	DIMN. A	DIMN. B	DIMN. C

MODIFIED PCB DIMS EC NO: IPG2015-1233 DRWN:DBYRNES 2015/01/08 CHKD: APPR:STGRIFFIN 2015/01/14	QUALITY SYMBOLS ▽=0 ◻=0	GENERAL TOLERANCES (UNLESS SPECIFIED) mm INCH 4 PLACES ± --- ± --- 3 PLACES ± --- ± --- 2 PLACES ± 0.10 ± --- 1 PLACE ± 0.2 ± --- 0 PLACE ± --- ± ---	DIMENSION STYLE MM ONLY DRAWN BY: DBYRNES CHECKED BY: DSHEA APPROVED BY: EFOLAN DATE: 2012/05/28 DATE: 2012/06/22 DATE: 2012/06/27	SCALE 5:1	DESIGN UNITS METRIC	THIRD ANGLE PROJECTION	
	TITLE REVERSE FOOTPRINT PICO FLEX SMT HEADER						
	DRAFT WHERE APPLICABLE MUST REMAIN WITHIN DIMENSIONS			MATERIAL NO. SEE CHART	DOCUMENT NO. SD-93405-001		SHEET NO. 2 OF 2
	THIS DRAWING CONTAINS INFORMATION THAT IS PROPRIETARY TO MOLEX INCORPORATED AND SHOULD NOT BE USED WITHOUT WRITTEN PERMISSION						