

104652-8 ✓ ACTIVE

AMPMODU | AMPMODU 50/50 Grid


TE Internal #: 104652-8

PCB Mount Receptacle, Vertical, Board-to-Board, 80 Position, 1.27 mm [.05 in] Centerline, Gold, Surface Mount, Signal, Black, AMPMODU 50/50 Grid

[View on TE.com >](#)



Connectors > PCB Connectors > PCB Headers & Receptacles



PCB Connector Assembly Type: **PCB Mount Receptacle**

PCB Mount Orientation: **Vertical**

Connector System: **Board-to-Board**

Number of Positions: **80**

Number of Rows: **2**

Features

Product Type Features

PCB Connector Assembly Type	PCB Mount Receptacle
Connector System	Board-to-Board
Connector & Contact Terminates To	Printed Circuit Board

Configuration Features

PCB Mount Orientation	Vertical
Number of Positions	80
Number of Rows	2
Board-to-Board Configuration	Parallel

Electrical Characteristics

Insulation Resistance	5000 MΩ
Operating Voltage	30 VAC

Body Features

PCB Retention Feature Material	Copper Alloy
PCB Retention Feature Plating Material	Tin-Lead over Nickel
Primary Product Color	Black

Contact Features

	150 μin
Mating Pin Diameter	.46 mm[.018 in]



PCB Contact Termination Area Plating Material	Tin-Lead
Contact Base Material	Copper Alloy
Contact Mating Area Plating Material	Gold
Contact Mating Area Plating Material Thickness	.762 μ m[30 μ in]
Contact Type	Socket
Contact Current Rating (Max)	.5 A

Termination Features

Rectangular Termination Post & Tail Thickness	.08 mm[.003 in]
Rectangular Termination Post & Tail Width	.36 mm[.014 in]
Termination Method to Printed Circuit Board	Surface Mount

Mechanical Attachment

PCB Mount Retention Type	Hold-Down Post
Mating Alignment	With
Mating Alignment Type	Polarizing Tab
PCB Mount Retention	With
PCB Mount Alignment	Without
Connector Mounting Type	Board Mount

Housing Features

Centerline (Pitch)	1.27 mm[.05 in]
Housing Material	LCP - GF (Liquid Crystal Polymer)

Dimensions

Connector Height	4.75 mm[.187 in]
Row-to-Row Spacing	1.27 mm[.05 in]
PCB Thickness (Recommended)	1.57 mm[.062 in]

Usage Conditions

Operating Temperature Range	-65 – 105 °C[-85 – 221 °F]
-----------------------------	----------------------------

Operation/Application

Solder Process Feature	Board Standoff
Circuit Application	Signal

Industry Standards

Approved Standards	CSA LR7189, UL E28476
UL Flammability Rating	UL 94V-0



Packaging Features

Packaging Quantity	9
Packaging Type	Box, Tube

Product Compliance

[For compliance documentation, visit the product page on TE.com>](#)

EU RoHS Directive 2011/65/EU	Not Compliant
EU ELV Directive 2000/53/EC	Compliant with Exemptions
China RoHS 2 Directive MIIT Order No 32, 2016	Restricted Materials Above Threshold
EU REACH Regulation (EC) No. 1907/2006	Current ECHA Candidate List: JUNE 2023 (235) Candidate List Declared Against: JUNE 2023 (235) SVHC > Threshold: Pb (13% in Component Part) Article Safe Usage Statements: Do not eat, drink or smoke when using this product. Wash thoroughly after handling. Recycle if possible and dispose of the article by following all applicable governmental regulations relevant to your geographic location.
Halogen Content	Low Halogen - Br, Cl, F, I < 900 ppm per homogenous material. Also BFR/CFR/PVC Free
Solder Process Capability	Reflow solder capable to 260°C

Product Compliance Disclaimer

This information is provided based on reasonable inquiry of our suppliers and represents our current actual knowledge based on the information they provided. This information is subject to change. The part numbers that TE has identified as EU RoHS compliant have a maximum concentration of 0.1% by weight in homogenous materials for lead, hexavalent chromium, mercury, PBB, PBDE, DBP, BBP, DEHP, DIBP, and 0.01% for cadmium, or qualify for an exemption to these limits as defined in the Annexes of Directive 2011/65/EU (RoHS2). Finished electrical and electronic equipment products will be CE marked as required by Directive 2011/65/EU. Components may not be CE marked. Additionally, the part numbers that TE has identified as EU ELV compliant have a maximum concentration of 0.1% by weight in homogenous materials for lead, hexavalent chromium, and mercury, and 0.01% for cadmium, or qualify for an exemption to these limits as defined in the Annexes of Directive 2000/53/EC (ELV). Regarding the REACH Regulation, the information TE provides on SVHC in articles for this part number is based on the latest European Chemicals Agency (ECHA) 'Guidance on requirements for substances in articles' posted at this URL: <https://echa.europa.eu/guidance-documents/guidance-on-reach>

Compatible Parts



TE Part # 104891-8
80 50/50 GRID CABLE RCPT COVER



TE Part # 104693-8
80 50/50 HDR DRST SFMNT .390



TE Part # 104656-8
80 50/50 HDR DRST SFMNT .320




TE Part # 104892-8
80 50/50 GRID CBLE RECP W/LTCH



TE Part # 104894-8
80 50/50 GRID RA HDR



TE Part # 104895-8
80 50/50 GRID RA HDR W/LTCH



TE Part # 104655-9
80 50/50 HDR DRST SFMNT .250



TE Part # 1571424-9
80 50/50 HDR DRST TH .250



TE Part # 2267255-8
80 50/50 HDR DRST TH .320



TE Part # 2267256-8
80 50/50 HDR DRST TH .390




TE Part # 2267258-8
80 50/50 HDR TH/PIP.250 W/HD VC



TE Part # 2267259-8
80 50/50 HDR TH/PIP.320 W/HD VC

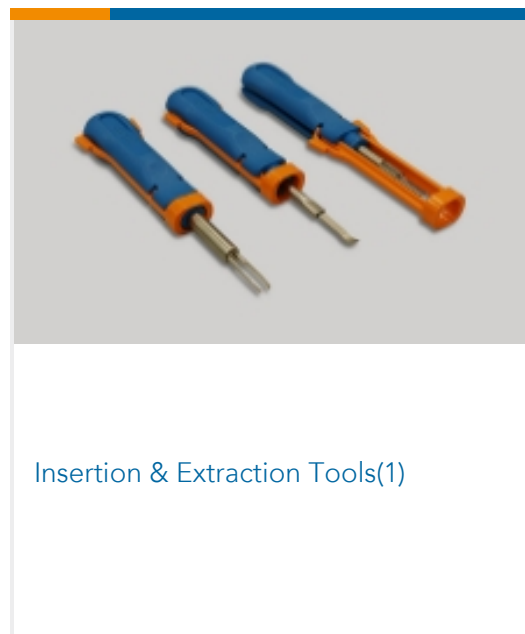


TE Part # 2267260-8
80 50/50 HDR TH/PIP.390 W/HD VC




TE Part # 5-147383-8
80 50/50 HDR SMT.390 W/HD VC

Also in the Series | **AMPMODU 50/50 Grid**




Insertion & Extraction Tools(1)



PCB Connector Covers(9)



PCB Headers & Receptacles(302)



Ribbon Cable Connectors(34)

Customers Also Bought



TE Part #MS580314BA01-00
MS5803-14BA01 DIGIT PRESSURE
SENSOR TUBE



TE Part #640250-6
Receptacle Housing: Wire-to-Board,
with Mating Alignment, SL156



TE Part #770476-1
SL156 RECPT, SNNI/PHBZ



TE Part #1-2176231-8
3522 51R 1% 3W



TE Part #1744416-6
6 POS EP II HSG, GLOW WIRE



TE Part #1744201-1
EP-II CONTACT LANCELESS, 20-16



TE Part #7-1614884-4
CPF 0805 3K9 0.1% 25PPM 1K RL



TE Part #100616-2
8/8 MOD.JACK ASSY TE SHIELDED

Documents

Product Drawings

80 50/50 GRID DRST SFMNT RCPT

English

CAD Files

3D PDF

3D

Customer View Model

[ENG_CVM_CVM_104652-8_L.2d_dxf.zip](#)

English

Customer View Model

[ENG_CVM_CVM_104652-8_L.3d_igs.zip](#)

English

Customer View Model

[ENG_CVM_CVM_104652-8_L.3d_stp.zip](#)

English

By downloading the CAD file I accept and agree to the [Terms and Conditions](#) of use.

Product Specifications

Application Specification

English

Product Environmental Compliance

Product Compliance

English

Product Compliance

English

104652-8

PCB Mount Receptacle, Vertical, Board-to-Board, 80 Position, 1.27 mm [.05 in]
Centerline, Gold, Surface Mount, Signal, Black, AMPMODU 50/50 Grid



[Agency Approvals](#)

[UL Report](#)

English