

D-SERIES DRI DRIKITP 230VAC 1CO LD

Weidmüller Interface GmbH & Co. KG
 Klingenbergstraße 16
 D-32758 Detmold
 Germany
 Fon: +49 5231 14-0
 Fax: +49 5231 14-292083
 www.weidmueller.com

Product image



Similar to illustration

Our relay kits are particularly convenient to use. The kits are delivered fully assembled and 100 % function-tested. This saves assembly time and reduces the number of parts required.

- Assembled kit consisting of relay, base and retaining clip, incl. label
- 100% function-tested
- 100% control of the dielectric strength input - output
- Optional: test button with coloured control voltage marking (AC coil: red / DC coil: blue) and mechanical switch position indicator
- Bright status LED (AC coil: red / DC coil: green)

General ordering data

Type	DRIKITP 230VAC 1CO LD
Order No.	2576280000
Version	D-SERIES DRI, Relay module, No. of contacts: 1 CO contact AgNi, Rated control voltage: 230 V AC, Continuous current: 10 A, PUSH IN with actuator
GTIN (EAN)	4050118586046
Qty.	10 pc(s).

**D-SERIES DRI
DRIKITP 230VAC 1CO LD**

Weidmüller Interface GmbH & Co. KG
 Klingenbergstraße 16
 D-32758 Detmold
 Germany
 Fon: +49 5231 14-0
 Fax: +49 5231 14-292083
 www.weidmueller.com

Technical data**Dimensions and weights**

Width	15.9 mm	Width (inches)	0.626 inch
Height	102.1 mm	Height (inches)	4.02 inch
Depth	63 mm	Depth (inches)	2.48 inch
Net weight	55.041 g		

Temperatures

Humidity	35...85 % rel. humidity, no condensation	Operating temperature, max.	55 °C
Operating temperature, min.	-40 °C	Storage temperature, max.	85 °C
Storage temperature, min.	-40 °C	Operating temperature	-40 °C...85 °C
Storage temperature	-40 °C...85 °C		

Environmental Product Compliance

REACH SVHC Lead 7439-92-1

Input

Rated control voltage	230 V AC	Rated current AC	4,9 mA
Power rating	1.1 VA	Pull-in/drop-out voltage, typ.	184 V / 69 V AC
Coil resistance	23500 Ω ± 10 %	Status indicator	Red LED

Output

Rated switching voltage	250 V AC	Max. switching voltage, AC	250 V
Max. switching voltage, DC	250 V	Continuous current	10 A
AC switching capacity (resistive), max.	2500 VA	DC switching capacity (resistive), max.	240 W @ 24 V
Switch-on delay	≤ 15 ms	Switch-off delay	≤ 10 ms
Min. switching power	10 mA @ 12 V, 100 mA @ 5 V	Max. switching frequency at rated load	0.1 Hz

Contact data

Contact type	1 CO contact (AgNi)	Mechanical service life	10 x 10 ⁶ switching cycles
--------------	---------------------	-------------------------	---------------------------------------

General data

Mounting rail	TS 35	Test button	No
Mechanical switch position indicator	No	Colour	Black

Insulation coordination

Rated voltage	300 V	Surge voltage category	III
Pollution severity	2	Insulating material group	IIIb
Protection degree	IP20	Dielectric strength input - output	5 kV _{eff} / 1 min
Creepage and clearance distance input - output	≥ 3 mm	Impulse withstand voltage at neighbouring contacts	4.8 kV (1.2/50 μs)
Dielectric strength of open contact	1 kV _{eff} / 1 min	Impulse withstand voltage	5 kV (1.2/50 μs)

**D-SERIES DRI
DRIKITP 230VAC 1CO LD**

Weidmüller Interface GmbH & Co. KG
Klingenbergstraße 16
D-32758 Detmold
Germany
Fon: +49 5231 14-0
Fax: +49 5231 14-292083
www.weidmueller.com

Technical data
Further details of approvals / standards

Standards	IEC 61810-1, EN 60664-1:2007, EN 61000-6-2:2005, EN 61000-6-4:2007 + A1:2011	Certificate no. (cURus) relay	E312083
Certificate no. (cURus) base	E312083		

Connection data

Wire connection method	PUSH IN with actuator	Stripping length, rated connection	10 mm
Clamping range, rated connection	1.5 mm ²	Clamping range, min.	0.14 mm ²
Clamping range, max.	1.5 mm ²	Wire connection cross section AWG, min.	AWG 26
Wire connection cross section AWG, max.	AWG 16	Wire cross-section, solid, min.	0.14 mm ²
Wire cross-section, solid, max.	1.5 mm ²	Wire connection cross-section, finely stranded, min.	0.14 mm ²
Wire connection cross section, finely stranded, max.	1.5 mm ²	Wire connection cross-section, finely stranded with wire-end ferrules DIN 46228/4, min.	0.14 mm ²
Wire connection cross-section, finely stranded with wire-end ferrules DIN 46228/4, max.	1 mm ²	Conductor cross-section, flexible, AEH (DIN 46228-1), min.	0.14 mm ²
Conductor cross-section, flexible, AEH (DIN 46228-1), max.	1.5 mm ²	Blade size	0.4 x 2.5 mm

Classifications

ETIM 6.0	EC001437	eClass 6.2	27-37-16-01
eClass 9.1	27-37-16-01		

Downloads

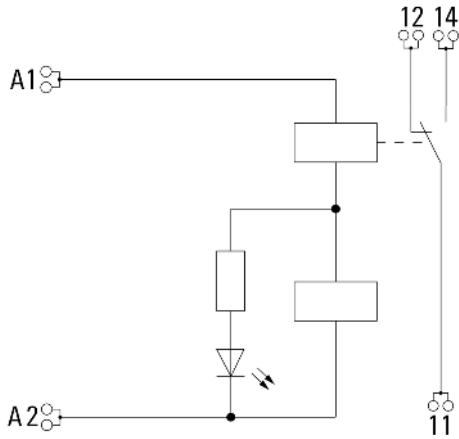
Approval/Certificate/Document of Conformity	EU Konformitätserklärung / EU Declaration of Conformity
Engineering Data	EPLAN

**D-SERIES DRI
DRIKITP 230VAC 1CO LD**

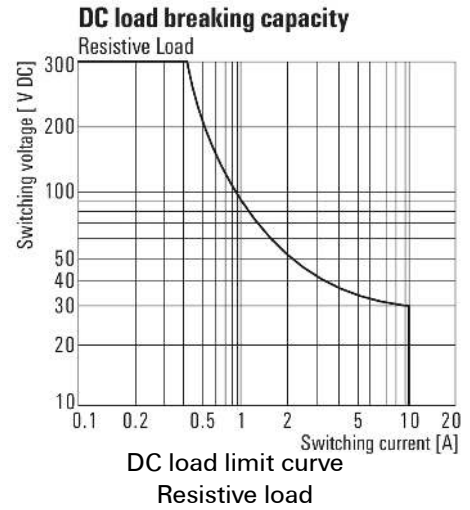
Weidmüller Interface GmbH & Co. KG
 Klingenbergstraße 16
 D-32758 Detmold
 Germany
 Fon: +49 5231 14-0
 Fax: +49 5231 14-292083
 www.weidmueller.com

Drawings

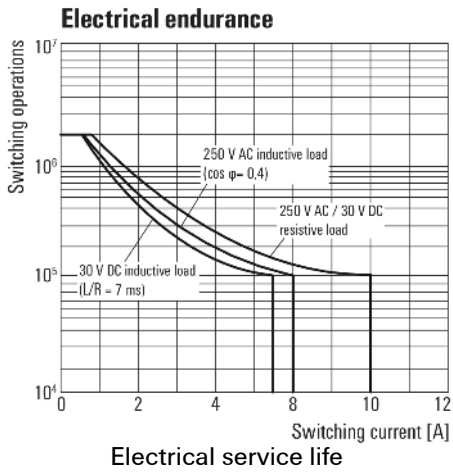
Wiring diagram



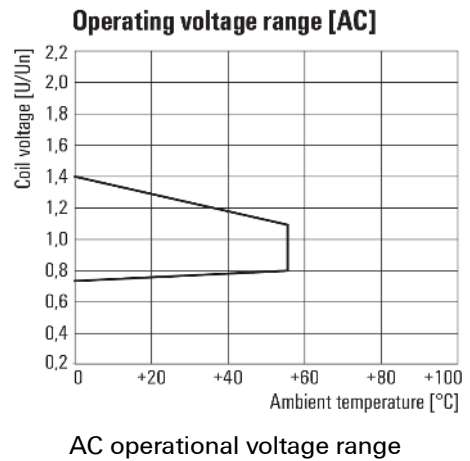
Graph



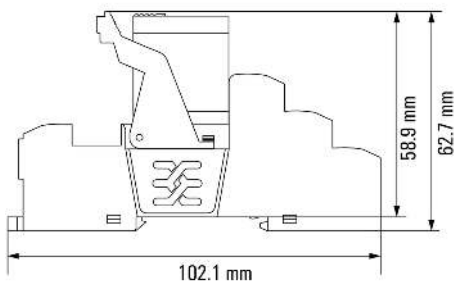
Graph



Graph



Dimensional drawing



Relay in combination with base

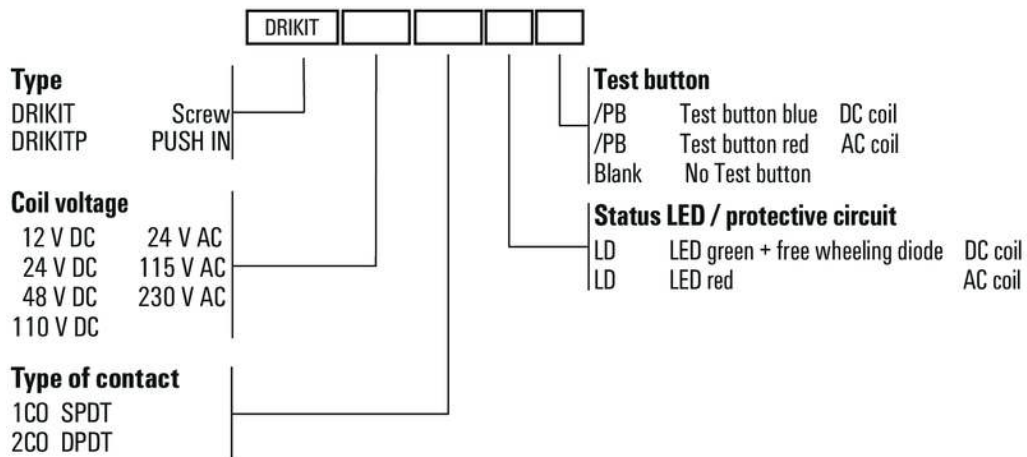
Data sheet

**D-SERIES DRI
DRIKITP 230VAC 1CO LD**

Weidmüller Interface GmbH & Co. KG
 Klingenbergstraße 16
 D-32758 Detmold
 Germany
 Fon: +49 5231 14-0
 Fax: +49 5231 14-292083
 www.weidmueller.com

Drawings

Miscellaneous



Type codes