

LUXEON IR Domed for Automotive

High power infrared emitters with engineered primary optics for high efficiency and beam control

LUXEON IR Domed for Automotive Line are high power infrared emitters tailored to application needs by offering a variety of products at multiple infrared wavelengths and optical radiation patterns. Through best-in-class thermal conductivity, LUXEON IR Domed for Automotive Line has excellent performance at actual operating conditions. Its industry standard footprint allows ease of integration and upgrading existing system designs. All LUXEON IR Domed for Automotive Line emitters are AEC-Q102 qualified and are designed with innovative LUXEON technology to provide industry leading performance.



FEATURES AND BENEFITS

Available in 850nm and 940nm wavelengths to provide optimized performance for each type of application

Radiant Power of 1350mW (850nm) and 1450mW (940nm) for a greater system performance

Four emission patterns of 50°, 60°, 90°, 145° and 150° to address diverse application needs, high punch, long range, and high uniformity

3.7mm x 3.7mm package with 3 pad configuration is compatible with the industry standard footprint, enabling a direct upgrade in existing designs

Ultra-low R_{th} of 1.9-2.1°C/W, the industry's best thermal conductivity, solves thermal challenges and supports space saving designs

PRIMARY APPLICATIONS

Driver Monitoring Systems

Biometric Identification

Exterior Sensing Applications

Interior Presence Detection

Gesture Control

Table of Contents

General Product Information	2
Product Test Conditions	2
Part Number Nomenclature	2
Environmental Compliance	2
Performance Characteristics	3
Product Selection Guide	3
Optical Characteristics	3
Electrical and Thermal Characteristics	4
Absolute Ratings	4
JEDEC Moisture Sensitivity	4
Characteristic Curves	5
Spectral Power Distribution Characteristics	5
Light Output Characteristics	5
Forward Current Characteristics	6
Wavelength Shift Characteristics	7
Radiation Pattern Characteristics	8
Permissible Pulse Handling Characteristics	9
Product Bin and Labeling Definitions	10
Decoding Product Bin Labeling	10
Luminous Flux Bins	10
Peak Wavelength Bins	11
Forward Voltage Bins	11
Mechanical Dimensions	12
Packaging Information	13
Pocket Tape Dimensions	13
Reel Dimensions	15

General Product Information

Product Test Conditions

LUXEON IR Domed for Automotive Line emitters are tested and binned with a 20ms monopulse of 1000mA at a junction temperature, T_j , of 25°C.

Part Number Nomenclature

Part numbers for LUXEON IR Domed for Automotive Line follow the convention below:

L 1 1 0 - **A B B B C C C** 0 0 0 0 0 0

Where:

- A** – designates automotive
- B B B** – designates nominal peak wavelength
- C C C** – designates full width half maximum of the emitter's radiation pattern
- 0 0 0 0 0 0 – reserved for further customization

Therefore, the following part number is used for a LUXEON IR Domed for Automotive emitter with a peak wavelength of 850nm and a FWHM beam angle of 60°:

L 1 1 0 - **A 8 5 0 0 6 0** 0 0 0 0 0 0

Environmental Compliance

Lumileds LLC is committed to providing environmentally friendly products to the solid-state lighting market. LUXEON IR Domed for Automotive Line is compliant to the European Union directives on the restriction of hazardous substances in electronic equipment, namely the RoHS Directive 2011/65/EU and REACH Regulation (EC) 1907/2006. Lumileds LLC will not intentionally add the following restricted materials to its products: lead, mercury, cadmium, hexavalent chromium, polybrominated biphenyls (PBB) or polybrominated diphenyl ethers (PBDE).

Performance Characteristics

Product Selection Guide

Table 1. Product performance and optical characteristics of LUXEON IR Domed for Automotive Line at 1000mA, T_j=25°C.

PEAK WAVELENGTH ^[1] (nm)	TYPICAL FWHM BEAM ANGLE ^[3] (°)	RADIOMETRIC POWER ^[2] (mW)		TYPICAL RADIANT INTENSITY (mW/sr)	PART NUMBER
		MINIMUM	TYPICAL		
850	135	1050	1350	335	L110-A850150000000
850	145	1050	1350	300	L110-A850145000000
850	85	1050	1350	750	L110-A850090000000
850	60	1050	1350	1150	L110-A850060000000
850	48	1050	1350	1255	L110-A850050000000
930	135	1125	1450	350	L110-A930150000000
930	145	1125	1450	320	L110-A930145000000
940	135	1125	1450	350	L110-A940150000000
940	145	1125	1450	320	L110-A940145000000
940	85	1125	1450	780	L110-A940090000000
940	60	1125	1450	1190	L110-A940060000000
940	48	1125	1450	1335	L110-A940050000000

Notes for Table 1:

- Lumileds maintains a tolerance of ±2nm on peak wavelength measurements.
- Lumileds maintains a tolerance of ±7% on radiometric power measurements.
- FWHM denotes the viewing angle off-axis angle from the LED centerline where the luminous intensity is ½ of the peak value.

Optical Characteristics

Table 2. Product performance and optical characteristics of LUXEON IR Domed for Automotive Line at 1000mA, T_j=25°C.

PART NUMBER	PEAK WAVELENGTH ^[1] (nm)			TYPICAL SPECTRUM FWHM (nm)
	MINIMUM	TYPICAL	MAXIMUM	
L110-A850xxx000000	835	850	870	35
L110-A930xxx000000	915	930	945	45
L110-A940xxx000000	925	940	955	50

Notes for Table 2:

- Lumileds maintains a tolerance of ±2nm on peak wavelength measurements.

Electrical and Thermal Characteristics

Table 3. Thermal Characteristics for LUXEON IR Domed for Automotive derived from thermal transient measurements at 1000 mA (DC) and 25 °C stage temperature.

PART NUMBER	THERMAL RESISTANCE JUNCTION-TO-CASE (K/W)				TYPICAL TEMPERATURE COEFFICIENT OF PEAK WAVELENGTH ^[3] (nm/°C)
	$R\Theta_{j-c} \text{ el}^{[1]}$		$R\Theta_{j-c} \text{ real}^{[2]}$		
	TYPICAL	MAXIMUM	TYPICAL	MAXIMUM	
L110-A8xxxxx000000	2.1	2.8	3.8	4.9	0.26
L110-A9xxxxx000000	1.9	2.6	3.8	4.9	0.29

Notes for Table 3:

- Ratio between temperature difference (junction ↔ case) and electrical input power (references JESD51-51, JESD51-14).
- Ratio between temperature difference (junction ↔ case) and dissipated heat, i.e. emitted light taken into account (references JESD51-51, JESD51-14).
- Measured between 25°C and 85°C.

Table 4. Electrical characteristics for LUXEON IR Domed for Automotive Line at 1000mA, T_j=25°C.

PART NUMBER	FORWARD VOLTAGE ^[1] (V _f)			TYPICAL TEMPERATURE COEFFICIENT OF FORWARD VOLTAGE ^[2] (mV/°C)	RISE TIME (ns)	FALL TIME (ns)
	MINIMUM	TYPICAL	MAXIMUM			
L110-A8xxxxx000000	2.7	3.1	3.7	-4.6	12	16
L110-A9xxxxx000000	2.3	2.9	3.4	-2.6	12	16

Notes for Table 4:

- Lumileds maintains a tolerance of ±1% on forward voltage measurements.
- Measured between 25°C and 85°C.

Absolute Ratings

Table 5. Absolute ratings for LUXEON IR Domed for Automotive Line.

PARAMETER	MAXIMUM PERFORMANCE
Minimum DC Forward Current ^[1, 2]	500mA
Maximum DC Forward Current ^[1, 2]	1500mA
Maximum Peak Pulsed Forward Current ^[1, 3]	5000mA
Maximum Emitter Junction Temperature ^[1] (DC & Pulse)	145°C
ESD Sensitivity (ANSI/ESDA/JEDEC JS-001-2012)	Class 3B
Operating Case Temperature ^[1]	-40°C to 125°C
Emitter Storage Temperature	-40°C to 125°C
SMD Process Classification Temperature	260°C per JEDEC J-STD-020E
Allowable Reflow Cycles	3
Reverse Voltage (V _{reverse})	LUXEON IR LEDs are not designed to be driven in reverse bias

Notes for Table 5:

- Proper current derating must be observed to maintain junction temperature below the maximum allowable temperature. LUXEON IR Domed for Automotive LEDs driven above maximum LED case temperature may have shorter lifetime.
- Please consult with Lumileds for more information on maximum time durations and forward currents for these temperatures.
- For pulse handling capability details see Figure 6.

JEDEC Moisture Sensitivity

Table 6. Moisture sensitivity levels for LUXEON IR Domed for Automotive Line.

LEVEL	FLOOR LIFE		SOAK REQUIREMENTS STANDARD	
	TIME	CONDITIONS	TIME	CONDITIONS
1	Unlimited	≤30°C / 85% RH	168 Hours +5 / -0	85°C / 85% RH

Characteristic Curves

Spectral Power Distribution Characteristics

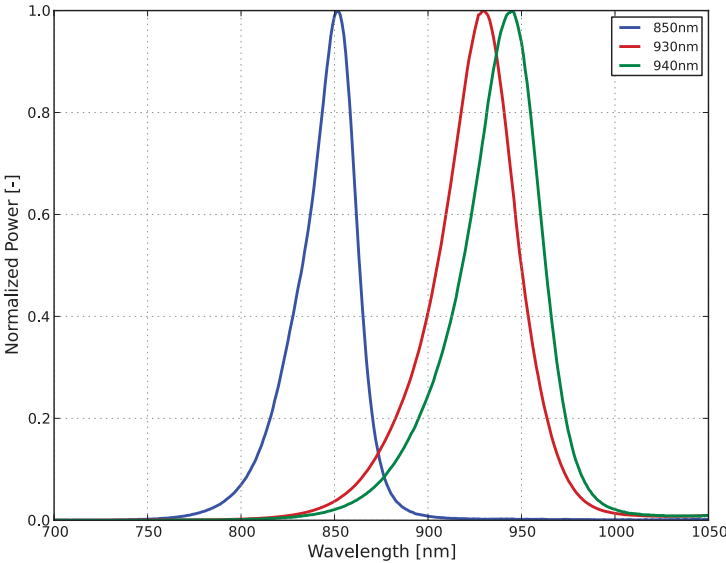


Figure 1. Typical normalized power vs. wavelength for LUXEON IR Domed for Automotive Line at 1000mA, T_j=25°C.

Light Output Characteristics

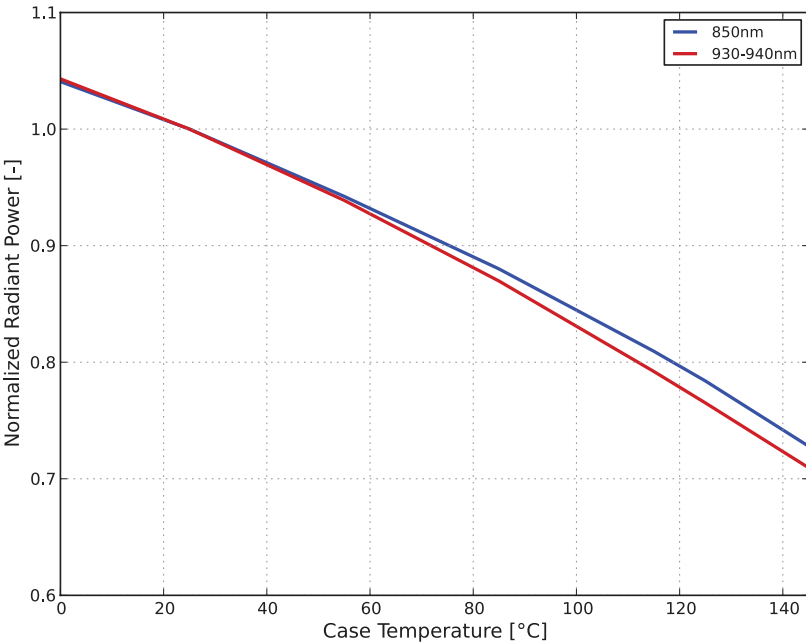


Figure 2a. Typical normalized light output vs. case temperature for LUXEON IR Domed for Automotive at 1000 mA.

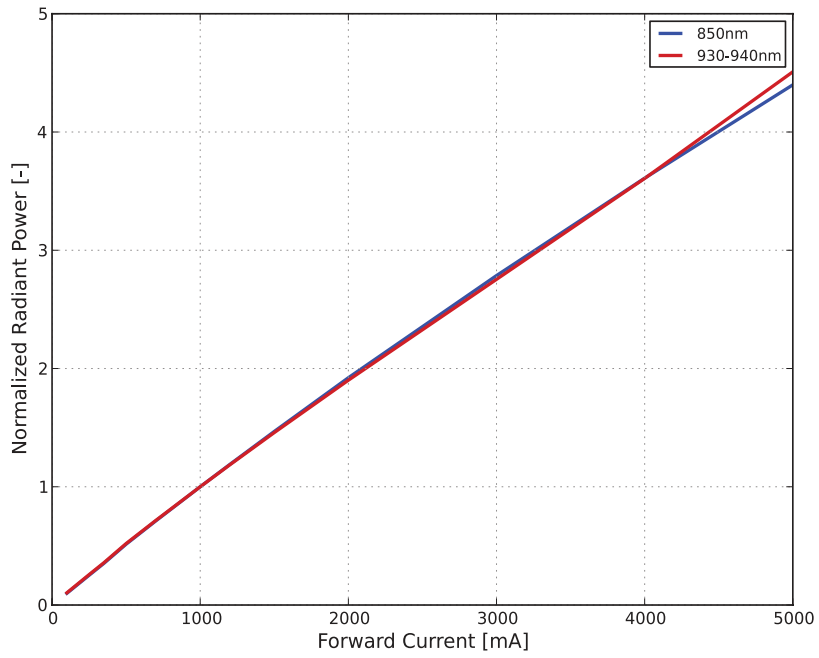


Figure 2b. Typical normalized light output vs. forward current for LUXEON IR Domed for Automotive at $T_j = 25\text{ }^\circ\text{C}$.

Forward Current Characteristics

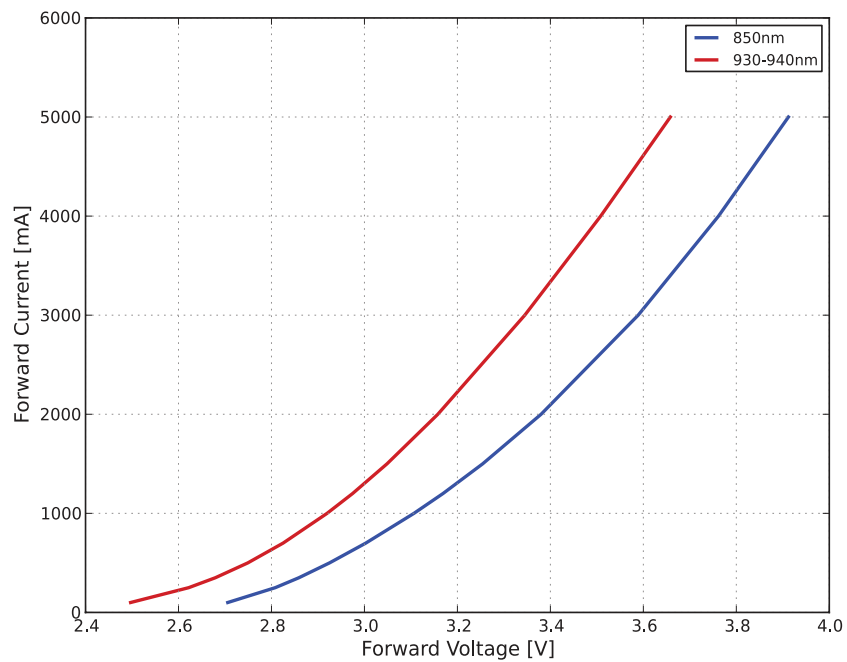


Figure 3a. Typical forward current vs. forward voltage for LUXEON IR Domed for Automotive at $T_j = 25\text{ }^\circ\text{C}$.

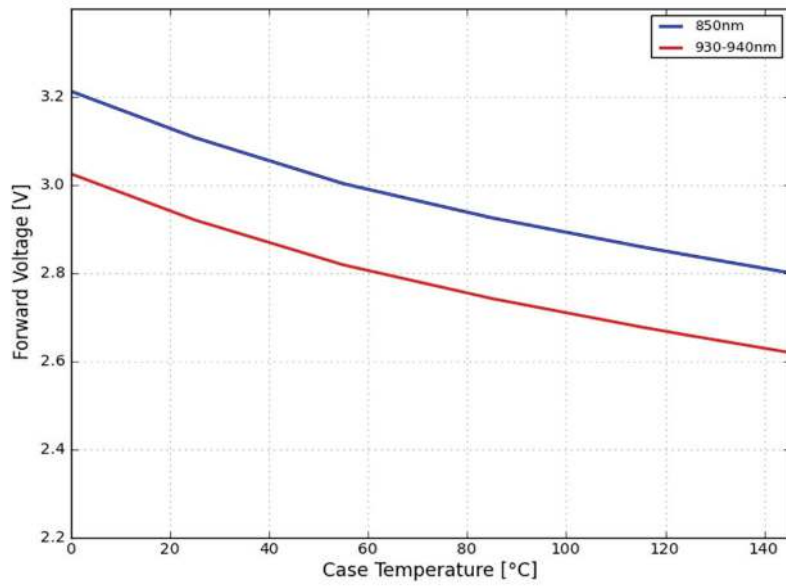


Figure 3b. Typical forward voltage shift vs. case temperature for LUXEON IR Domed for Automotive at 1000 mA.

Wavelength Shift Characteristics

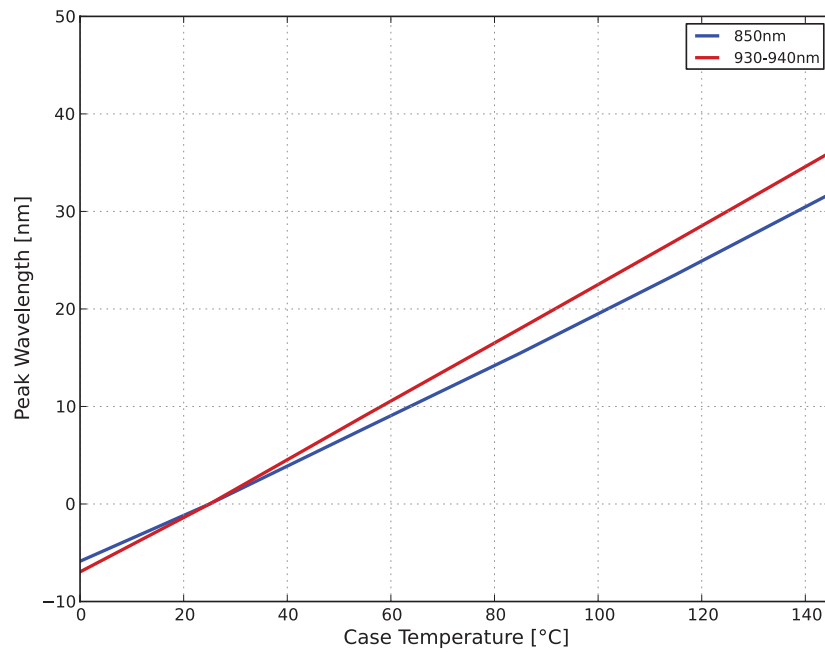


Figure 4. Typical peak wavelength shift vs. case temperature for LUXEON IR Domed for Automotive Line at 1000mA.

Radiation Pattern Characteristics

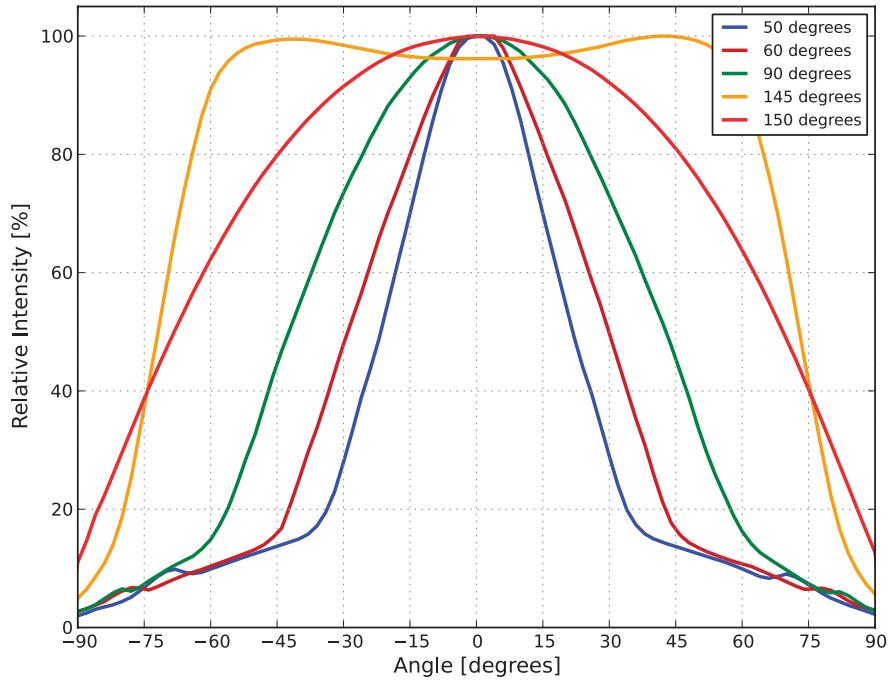


Figure 5a. Typical radiation pattern for LUXEON IR Domed for Automotive at 1000 mA.

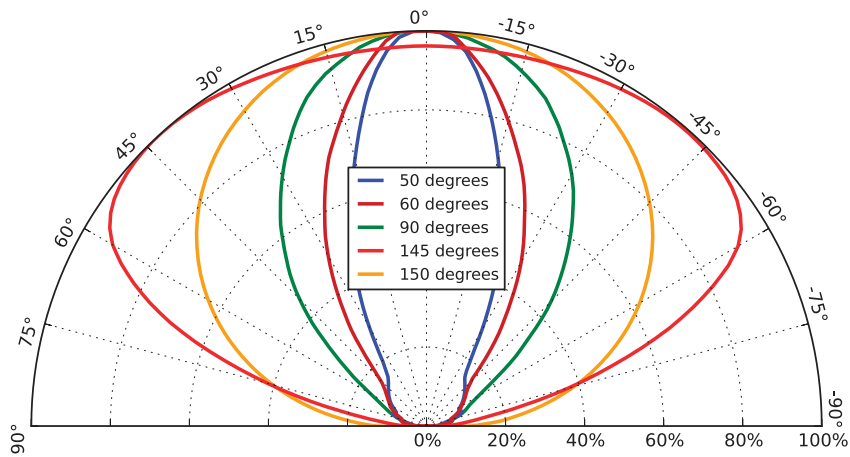


Figure 5b. Typical polar radiation pattern for LUXEON IR Domed for Automotive at 1000 mA..

Permissible Pulse Handling Characteristics

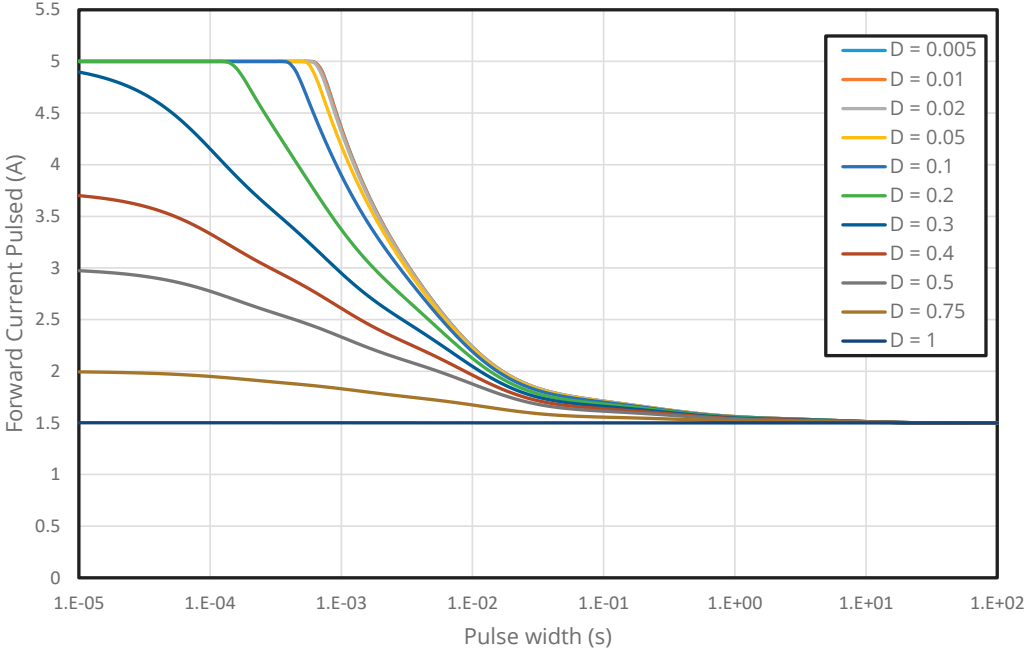


Figure 6. Permissible pulse handling capability for LUXEON IR Domed for Automotive up to 125°C.

Product Bin and Labeling Definitions

Decoding Product Bin Labeling

In the manufacturing of semiconductor products, there are variations in performance around the average values given in the technical datasheet. For this reason, Lumileds bins LED components for luminous flux, wavelength and forward voltage. Not all bins may be available in mass production.

LUXEON IR Domed for Automotive Line emitters are labeled using a 4-digit alphanumeric CAT code following the format below:

A B C D

Where:

- A** – designates radiometric power bin (example: L=1000 to 1100mW, N=1200 to 1300mW)
- B C** – designates peak wavelength bin (example: 8K=845nm to 850nm, 9H=935nm to 940nm)
- D** – designates forward voltage bin (example: D=2.5 to 3.0V, F=3.5 to 4.0V)

Therefore, a LUXEON IR Domed for Automotive emitter with a radiometric power range of 1200 to 1300mW, peak wavelength range of 845 to 850nm and a forward voltage range of 2.5 to 3.0V has the following CAT code:

N 8 K D

Luminous Flux Bins

Table 5 lists the standard radiometric power bins for LUXEON IR Domed for Automotive Line emitters. Although several bins are outlined, product availability in a particular bin varies by production run and by product performance. Not all bins are available in all peak wavelengths.

Table 7. Luminous flux bins for LUXEON IR Domed for Automotive (20 ms MP, 1000 mA, T_j = 25°C).

BIN	RADIOMETRIC POWER ⁽¹⁾ (mW)	
	MINIMUM	MAXIMUM
L	1000	1100
M	1100	1200
N	1200	1300
P	1300	1400
Q	1400	1500
R	1500	1600

Notes for Table 7:

1. Lumileds maintains a tolerance of ±7% on radiometric power measurements.

Peak Wavelength Bins

Table 8. Peak wavelength bins for LUXEON IR Domed for Automotive Line at 1000mA, T_j=25°C.

BIN	PEAK WAVELENGTH ⁽¹⁾ (nm)	
	MINIMUM	MAXIMUM
8H	835	840
8J	840	845
8K	845	850
8L	850	855
8M	855	860
8N	860	865
8P	865	870
8Q	870	875
9D	915	920
9E	920	925
9F	925	930
9G	930	935
9H	935	940
9J	940	945
9K	945	950
9L	950	955
9M	955	960

Notes for Table 8:

1. Lumileds maintains a tolerance of ±2nm on peak wavelength measurements.

Forward Voltage Bins

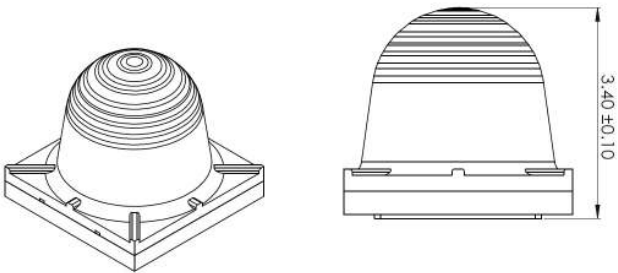
Table 9. Forward voltage bin definitions for LUXEON IR Domed for Automotive Line at 1000mA, T_j=25°C.

BIN	FORWARD VOLTAGE ⁽¹⁾ (V _f)	
	MINIMUM	MAXIMUM
C	2.0	2.5
D	2.5	3.0
E	3.0	3.5
F	3.5	4.0

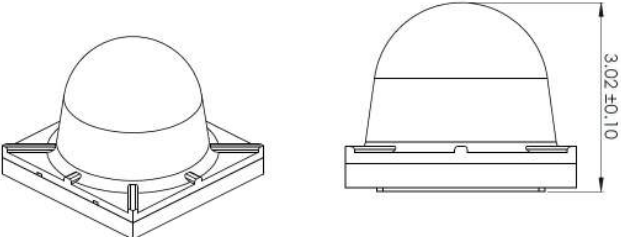
Notes for Table 9:

1. Lumileds maintains a tolerance of ±1% on forward voltage measurements.

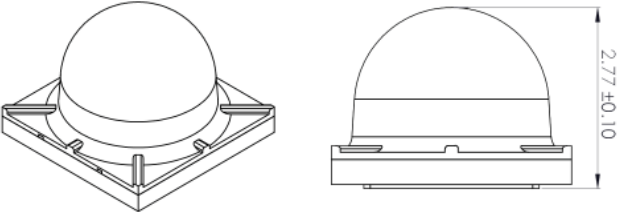
Mechanical Dimensions



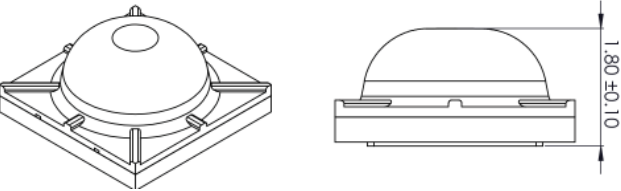
L110-Axxx05000000



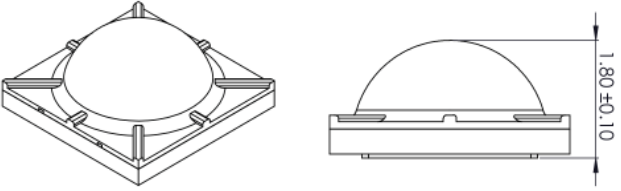
L110-Axxx06000000



L110-Axxx09000000



L110-Axxx14500000



L110-Axxx15000000

Figure 7. Mechanical dimensions for LUXEON IR Domed for Automotive.

- Notes for Figure 7:
1. Drawings are not to scale.
 2. All dimensions are in millimeters.

Packaging Information

Pocket Tape Dimensions

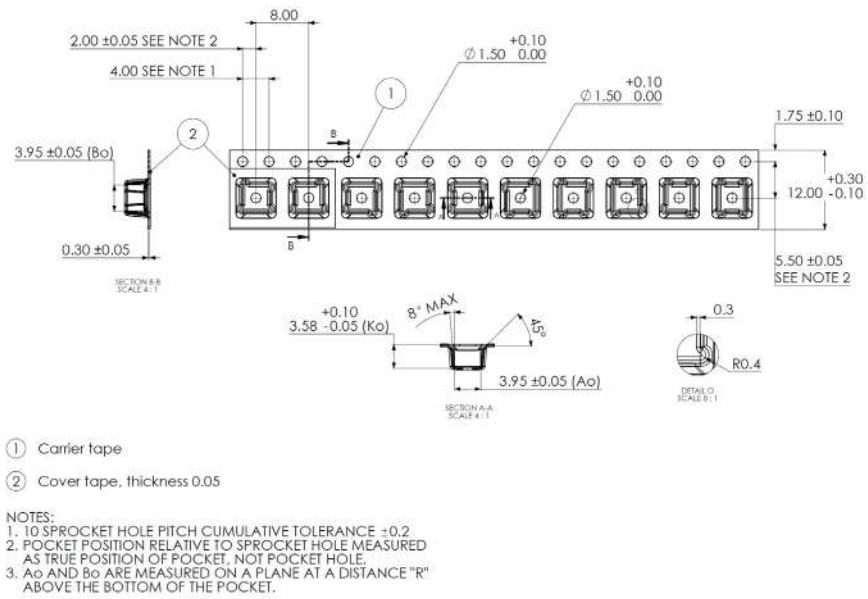


Figure 8a. Pocket tape dimensions for L110-Axxx05000000.

Notes for Figure 8a:

1. Drawings are not to scale.
2. All dimensions are in millimeters.

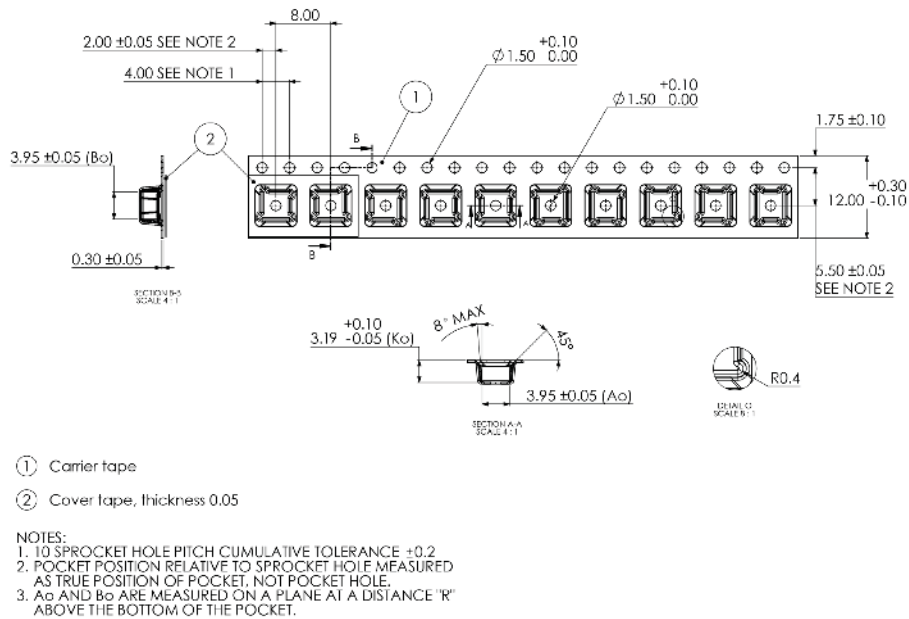


Figure 8b. Pocket tape dimensions for L110-Axxx06000000.

Notes for Figure 8b:

1. Drawings are not to scale.
2. All dimensions are in millimeters.

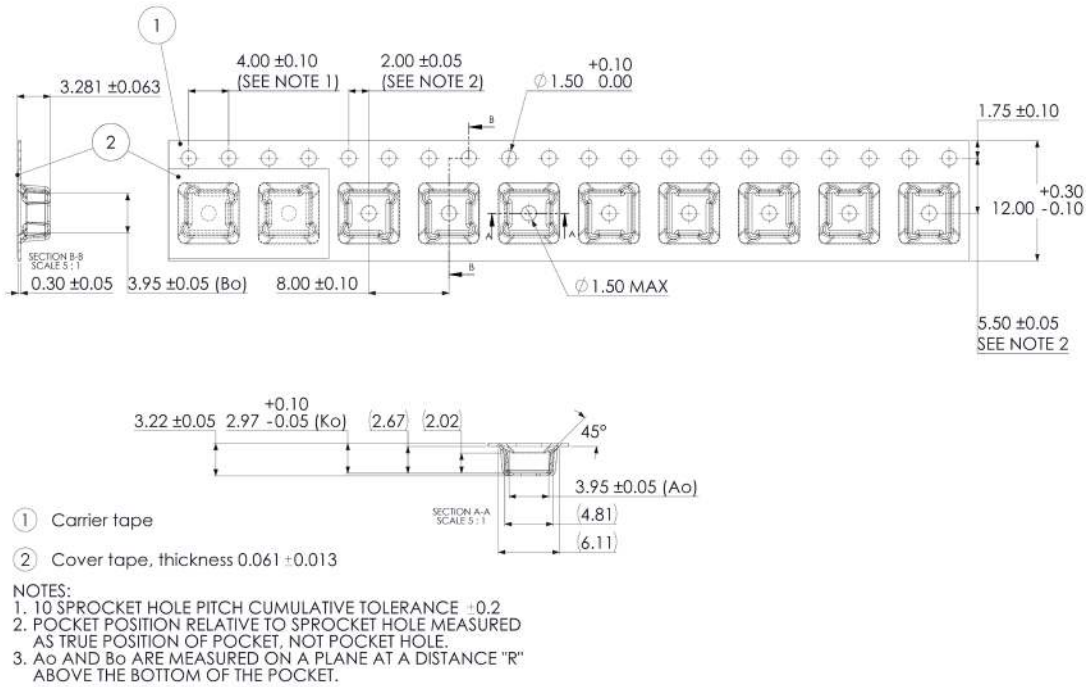


Figure 8c. Pocket tape dimensions for L110-Axxx09000000.

Notes for Figure 8c:

1. Drawings are not to scale.
2. All dimensions are in millimeters.

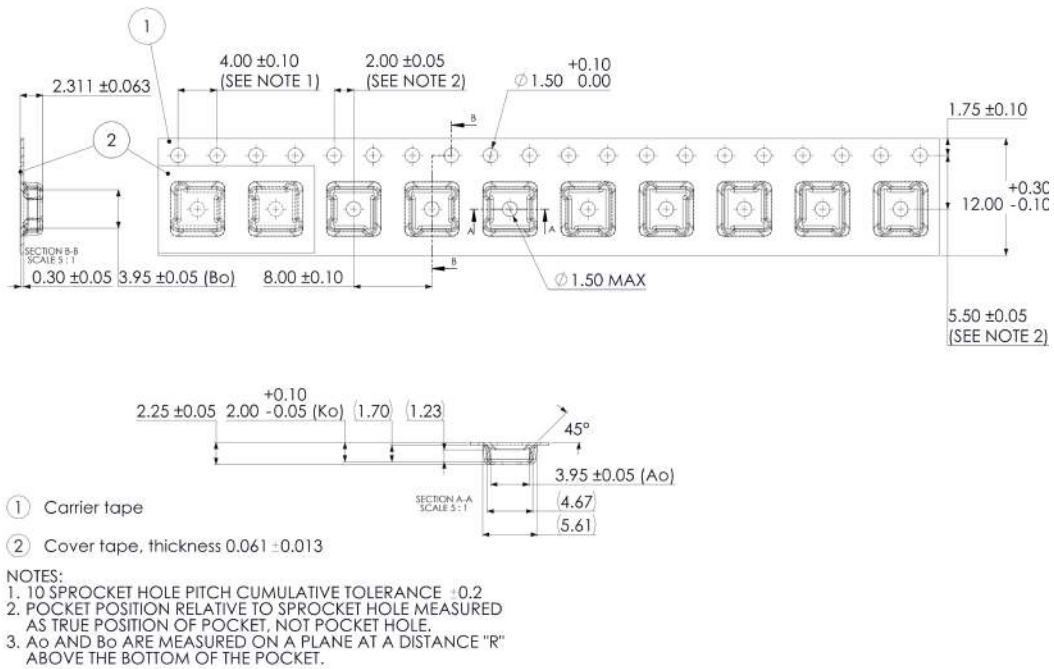


Figure 8d. Pocket tape dimensions for L110-Axxx145000000 and L110-Axxx150000000.

Notes for Figure 8d:

1. Drawings are not to scale.
2. All dimensions are in millimeters.

Reel Dimensions

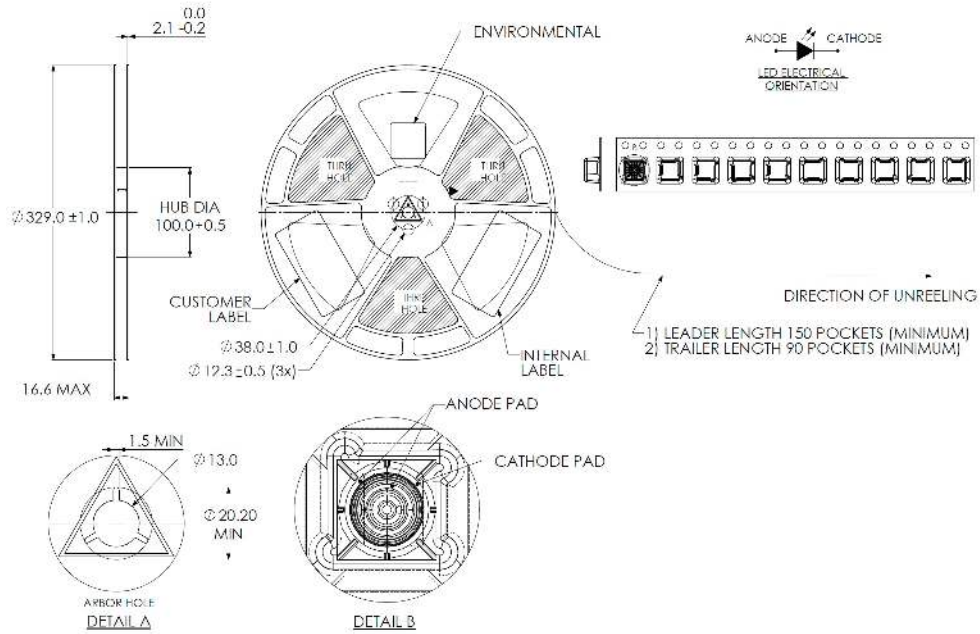


Figure 9. Reel dimensions for L110-Axxxxxy000000.

Notes for Figure 9:

1. Drawings are not to scale.
2. All dimensions are in millimeters.

About Lumileds

Companies developing automotive, mobile, IoT and illumination lighting applications need a partner who can collaborate with them to push the boundaries of light. With over 100 years of inventions and industry firsts, Lumileds is a global lighting solutions company that helps customers around the world deliver differentiated solutions to gain and maintain a competitive edge. As the inventor of Xenon technology, a pioneer in halogen lighting and the leader in high performance LEDs, Lumileds builds innovation, quality and reliability into its technology, products and every customer engagement. Together with its customers, Lumileds is making the world better, safer, more beautiful—with light.

To learn more about our lighting solutions, visit lumileds.com.



©2020 Lumileds Holding B.V. All rights reserved.
LUXEON is a registered trademark of the Lumileds Holding B.V. in the United States and other countries.
lumileds.com

Neither Lumileds Holding B.V. nor its affiliates shall be liable for any kind of loss of data or any other damages, direct, indirect or consequential, resulting from the use of the provided information and data. Although Lumileds Holding B.V. and/or its affiliates have attempted to provide the most accurate information and data, the materials and services information and data are provided "as is," and neither Lumileds Holding B.V. nor its affiliates warrants or guarantees the contents and correctness of the provided information and data. Lumileds Holding B.V. and its affiliates reserve the right to make changes without notice. You as user agree to this disclaimer and user agreement with the download or use of the provided materials, information and data. A listing of Lumileds product/patent coverage may be accessed at lumileds.com/patents.