

REV. Status

REVISION -
01/10/02 MP

ADSL transformer for use with Globespan IC chipset GS7070

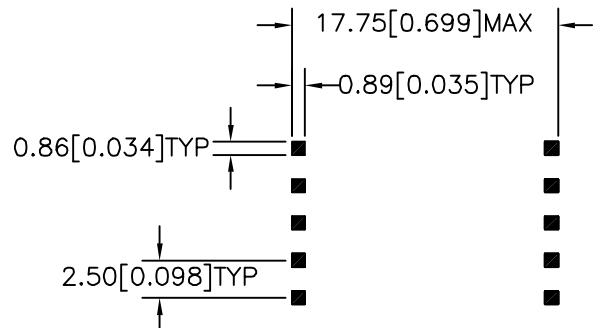
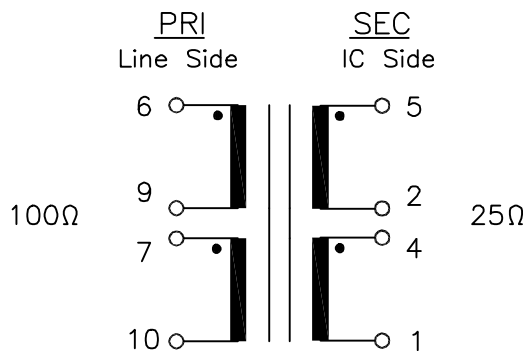
A. Electrical Specifications (@ 25°C)

1. Primary (Line side) Impedance; 100Ω
2. Secondary (IC side) Impedance; 25Ω
3. Insertion Loss; 1.0dB MAX @ 772KHz, 0dBm
4. Frequency Response; ±0.5dB @ 100KHz to 1.1MHz, 0dBm (772KHz reference)
5. Longitudinal Balance; 50dB MIN @ 30KHz to 1.1MHz, 0dBm
6. Primary Open Circuit Inductance; 440μH ±5% @ 10KHz, 0.1Vrms Measured (10-6) with 7 and 9 shorted
7. Leakage Inductance; 10μH MAX @ 100KHz, 0.1Vrms Measured (10-6) with 2 & 4, 7 & 9 and 1 & 5 shorted
8. Total Harmonic Distortion; -90dB MAX @ 100KHz, 4.3Vrms
9. DC Resistance; (1-4)=0.40Ω MAX
(2-5)=0.40Ω MAX
(9-6)=0.90Ω MAX
(10-7)=0.67Ω MAX
10. Turns Ratio; (10-6):(1-5)=2:1.00±2%
2 & 4, and 7 & 9 shorted
11. Dielectric Strength; 1875Vrms 1 second @ Pri to Sec

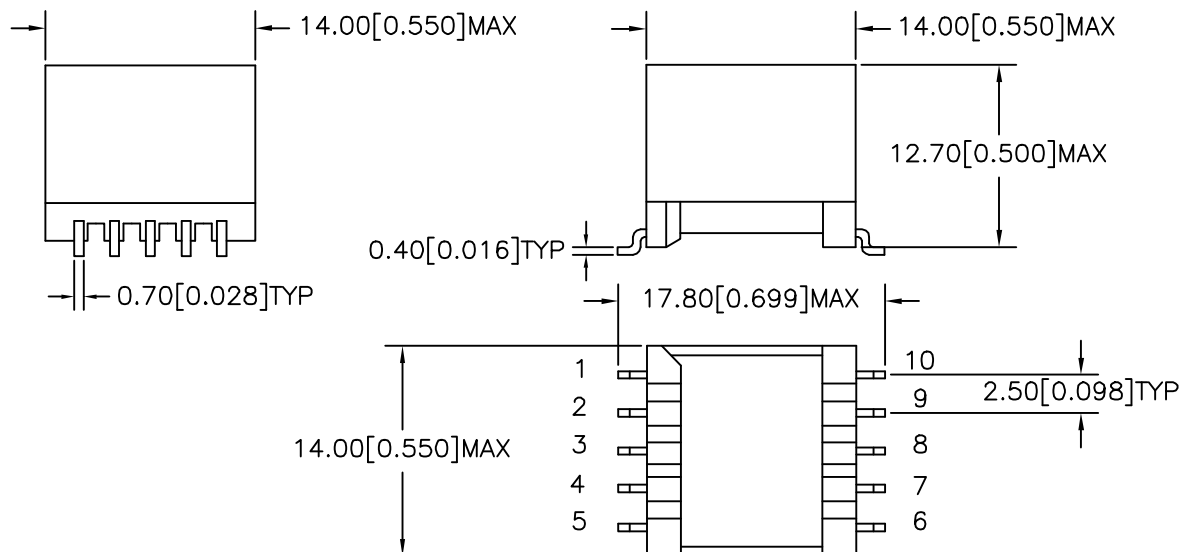
B. Marking; TTC-4105B, TAMURA, date code and country of origin
"B" designates UL approved family classification.

C. Safety; UL1950 3rd Edition, UL60950, EN60950

D. Schematic and Mounting Footprint;



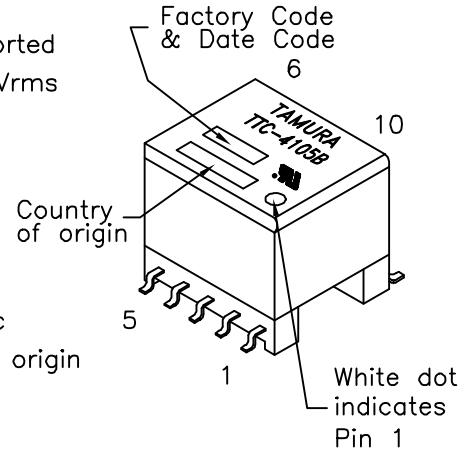
E. Mechanical Specifications;




UL# E208555

MODEL NUMBER

TTC-4105



PREPARED BY:

D. Rund

ENGINEER:

M. Pitchai

QUALITY CONTROL:

D. Kelley

APPROVED:

J. Coleman

DWG CONTROL NO.
P-A1-12890
ACAD\TTC\A1129011.DWG

REV
-

ADSL
TRANSFORMER

TAMURA CORPORATION OF AMERICA
43352 BUSINESS PARK DRIVE, TEMECULA, CA. 92590-6624
(909) 699-1270 FAX 9096769482

TTC-4105

MODEL SPECIFICATION

DIM: mm(in) SCL: 2/1 SH: 1 OF 1

PROPRIETARY NOTICE: THIS DRAWING PRINT OR DOCUMENT AND SUBJECT MATTER DISCLOSED HEREIN ARE PROPRIETARY ITEMS TO WHICH TAMURA RETAINS THE EXCLUSIVE RIGHT OF DISSEMINATION, REPRODUCTION, MANUFACTURE AND SALE. THIS DRAWING, PRINT OR DOCUMENT IS SUBMITTED IN CONFIDENCE FOR CONSIDERATION BY THE RECIPIENT ALONE UNLESS PERMISSION FOR FURTHER DISCLOSURE IS EXPRESSLY GRANTED IN WRITING.