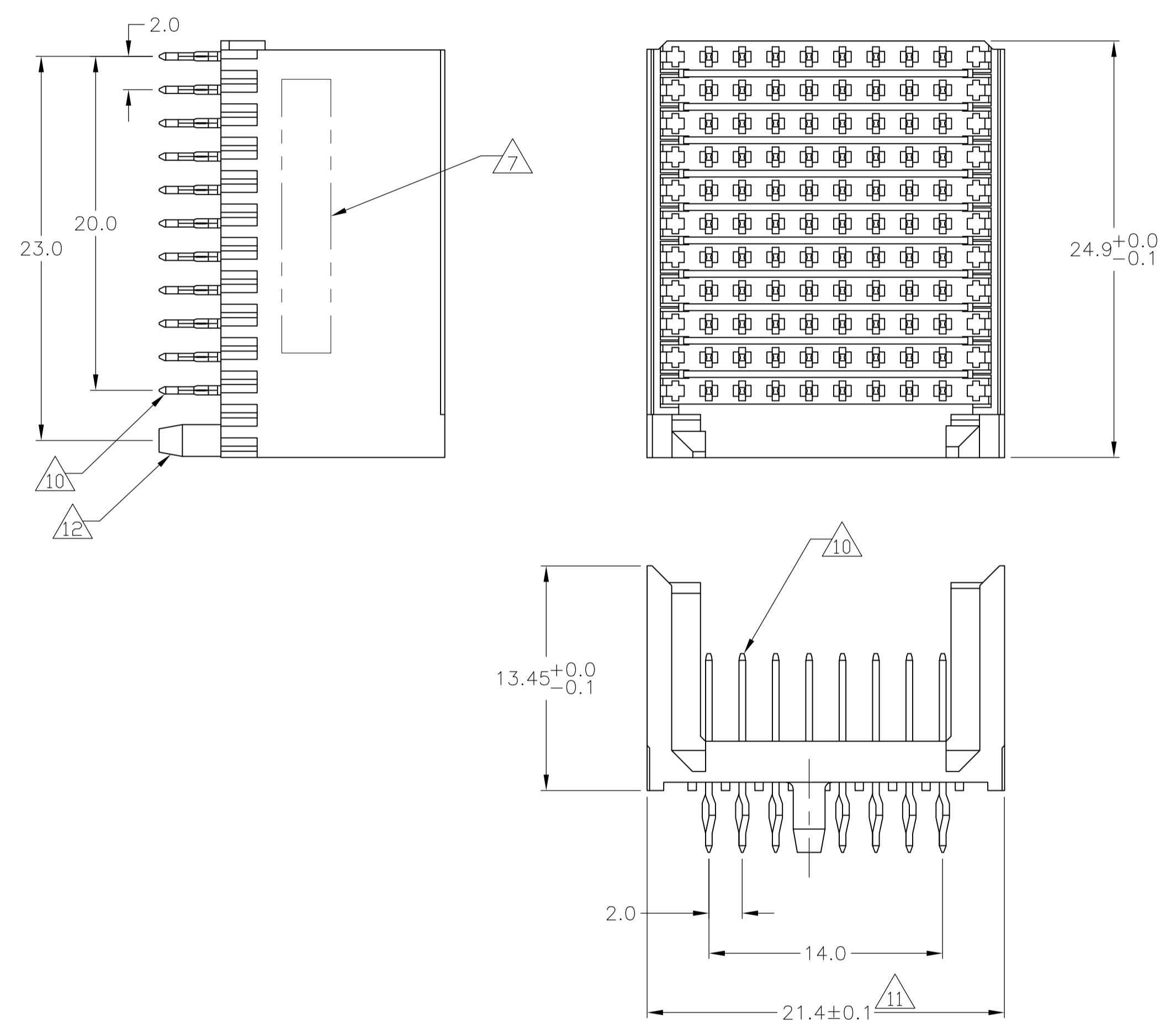
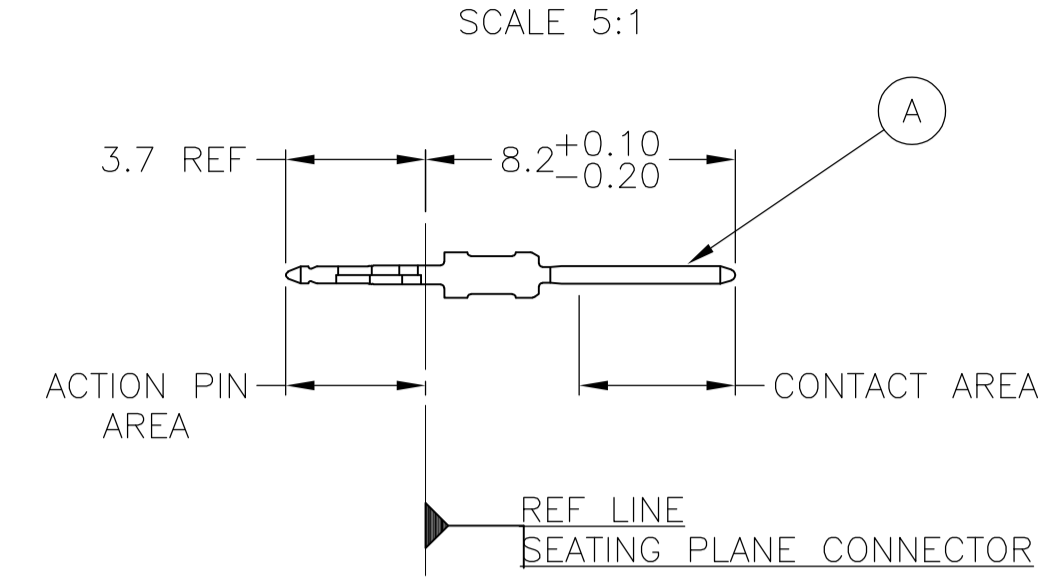


LOC	DIST	REVISIONS				
AD	00	REV	DESCRIPTION	DATE	BY	APPV
E	1	REV PER	ECR-10-000662	18JAN2010	JY	SY
F		ECR-10-018652		10SEP10	JS	MQW
G		ECR-12-009864		05DEC12	SY	AC

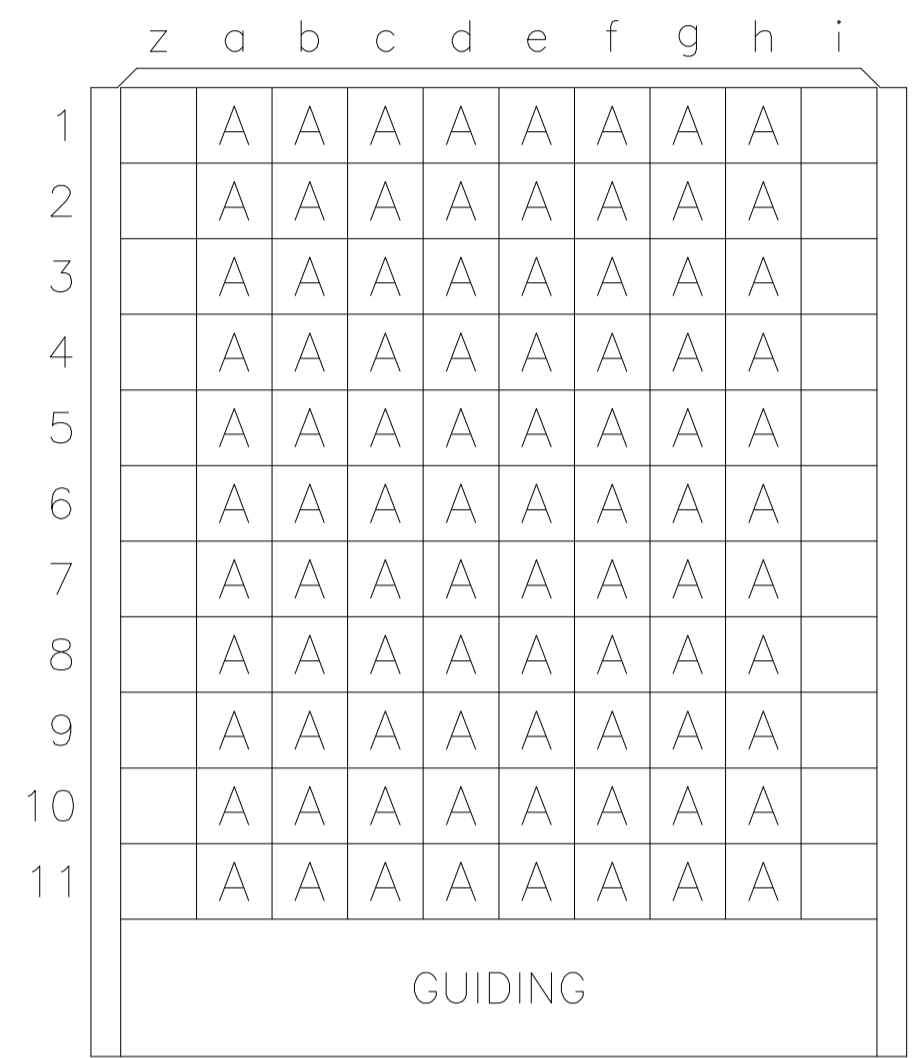
CONNECTOR ASSEMBLY EXAMPLARY LOADED



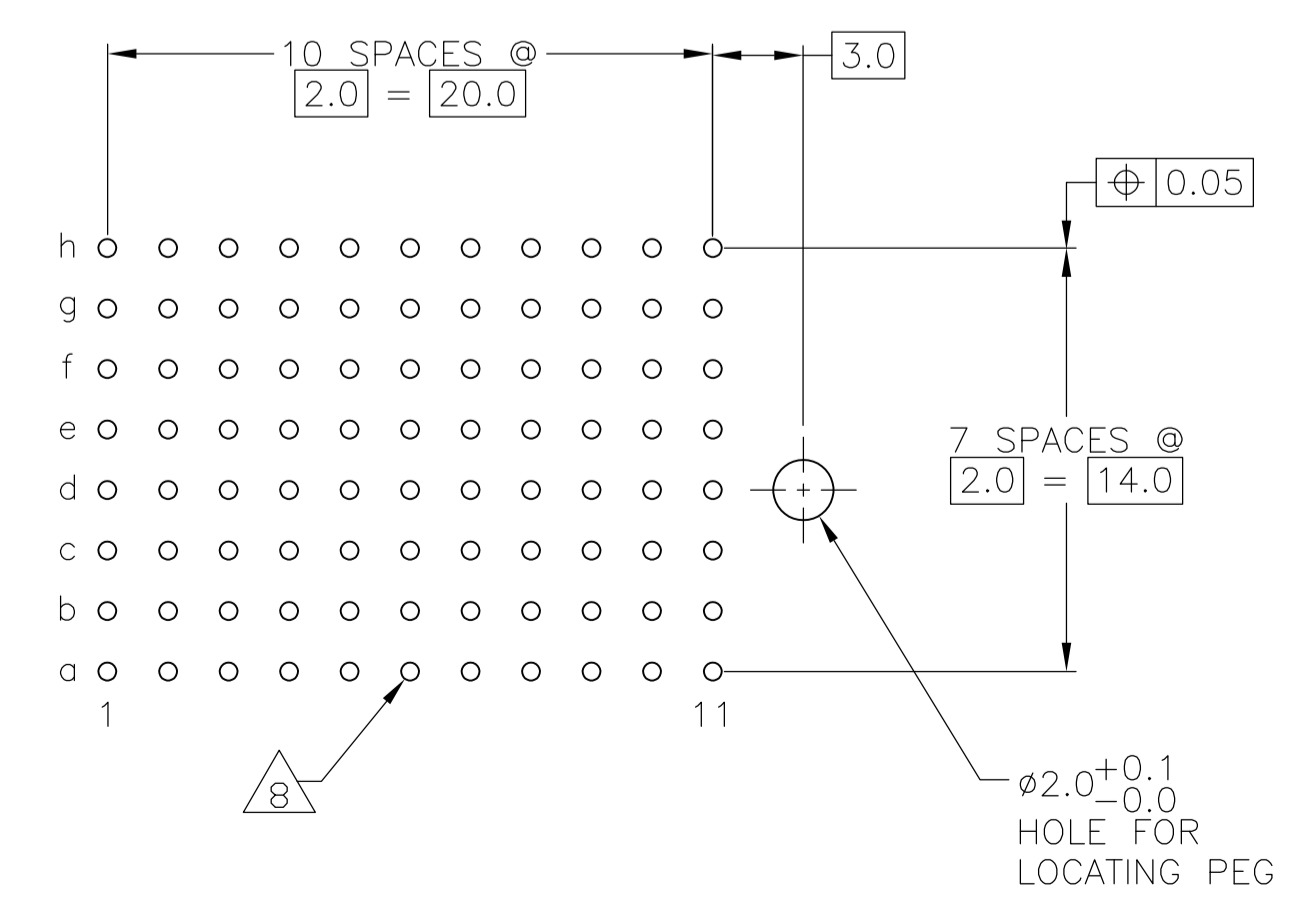
CONTACT DIMENSIONS



CONTACT LAYOUT



RECOMMENDED PCB-HOLE LAYOUT COMPONENT SIDE SHOWN



PLATED THRU HOLES PARAMETERS

REFERENCE APPLICATION SPECIFICATION

OBSOLETE	2 3 14	3-646457-0
OBSOLETE	2 6 13	1-646457-9
OBSOLETE	2 5 13	646457-9
	2 4	646457-4
	2 3	646457-1
FINISH		PART NUMBER

THIS DRAWING IS A CONTROLLED DOCUMENT.

DIMENSIONS: mm	TOLERANCES UNLESS OTHERWISE SPECIFIED:	DIN S. WAITMAN 13JUL05	Tyco Electronics Corporation Harrisburg, Pa 17105-3608
0-PLC ±	1-PLC ±0.2	CHK G. SKIPPER 13JUL05	MALE ASSEMBLY, Z-PACK 2mm HM, TYPE F
2-PLC ±0.02	3-PLC ±0.005	APPV G. SKIPPER 13JUL05	108-19082
4-PLC ±0.30°			114-19029
MATERIAL	FINISH SEE TABLE	WEIGHT	SIZE CAGE CODE DRAWING NO. RESTRICTED TO
			A1 00779 C=646457
			CUSTOMER DRAWING SCALE 4:1 SHEET 1 OF 2 REV G

LOC		DIST		REVISIONS				
P	LTR	DESCRIPTION	DATE	DN	APVD			
AD	00	SEE SHEET 1						

- 1 MATERIAL:
CONTACT: PHOSPHOR BRONZE.
HOUSING: GLASS-FILLED POLYESTER.
- 2 GENERAL PLATING SPECIFICATION: UNDERPLATING
(ENTIRE CONTACT): 1.27µm MIN NICKEL AND ACTION
PIN: 0.5µm MIN TIN\LEAD.
FOR PLATING OF MATING SURFACES SEE APPLICABLE
SPECIFICATION REFERENCE FOR EACH DASH NUMBER.
- 3 CONFORMS TO ALL TESTING ACCORDING TO IEC 61076-4-101
PERFORMANCE LEVEL 2.
- 4 CONFORMS TO ALL TESTING ACCORDING TO IEC 61076-4-101
PERFORMANCE LEVEL 1.
- 5 CONNECTOR TESTED AND QUALIFIED AGAINST TELCORDIA GR-1217-CORE QUALITY LEVEL 3,
CENTRAL OFFICE APPLICATIONS.
- 6 CONNECTOR TESTED AND QUALIFIED AGAINST TELCORDIA GR-1217-CORE QUALITY LEVEL 3,
UNCONTROLLED ENVIROMENT APPLICATIONS.
- 7 CONNECTOR MARKED WITH PART NUMBER AND DATE CODE.
ADDITIONAL CHARACTERS OR MARKINGS, AS WELL AS THE LOCATION OF THE MARKINGS,
MAY BE ADDED FOR TRACEABILITY BASED UPON MANUFACTURERS DISCRETION.
- 8 PLATED-THROUGH HOLES AT 2x2mm SQUARE GRID
PATTERN DEFINED BY CONTACT LAYOUT.
- 9 FOR ACTUAL PIN LOADING SEE "CONTACT LAYOUT".
- 10 FOR ACTUAL PIN DIMENSIONS SEE "CONTACT DIMENSIONS".
- 11 TO BE MEASURED AT BOTTOM OF SHROUD.
- 12 LOCATION PEG.
- 13 CONNECTOR LUBRICATED WITH BELCORE APPROVED LUBRICANT,
TECHNICAL REFERENCE: TR-NWT-001217 ISSUE 1, SEP 1992.
- 14 0.76µm MIN GOLD PLATING AT MATING SURFACES.

THIS DRAWING IS A CONTROLLED DOCUMENT.		DN S. WAITMAN 13JUL05	Tyco Electronics Corporation Harrisburg, Pa 17105-3608	
DIMENSIONS: mm		CHK G. SKIPPER 13JUL05	NAME MALE ASSEMBLY, Z-PACK 2mm HM, TYPE F	
TOLERANCES UNLESS OTHERWISE SPECIFIED: 0-PLC ± .01 1-PLC ± .02 ±0.2 2-PLC ± .002 3-PLC ± .0005 4-PLC ± .0001 ANGLES ± .030°		APVD G. SKIPPER 13JUL05	PRODUCT SPEC 108-19082	
MATERIAL SEE SHEET 1		FINISH SEE SHEET 1	APPLICATION SPEC 114-19029	RESTRICTED TO —
WEIGHT —		SIZE A1	CAGE CODE 00779	DRAWING NO 646457
CUSTOMER DRAWING		SCALE 4:1	SHEET 2	OF 2