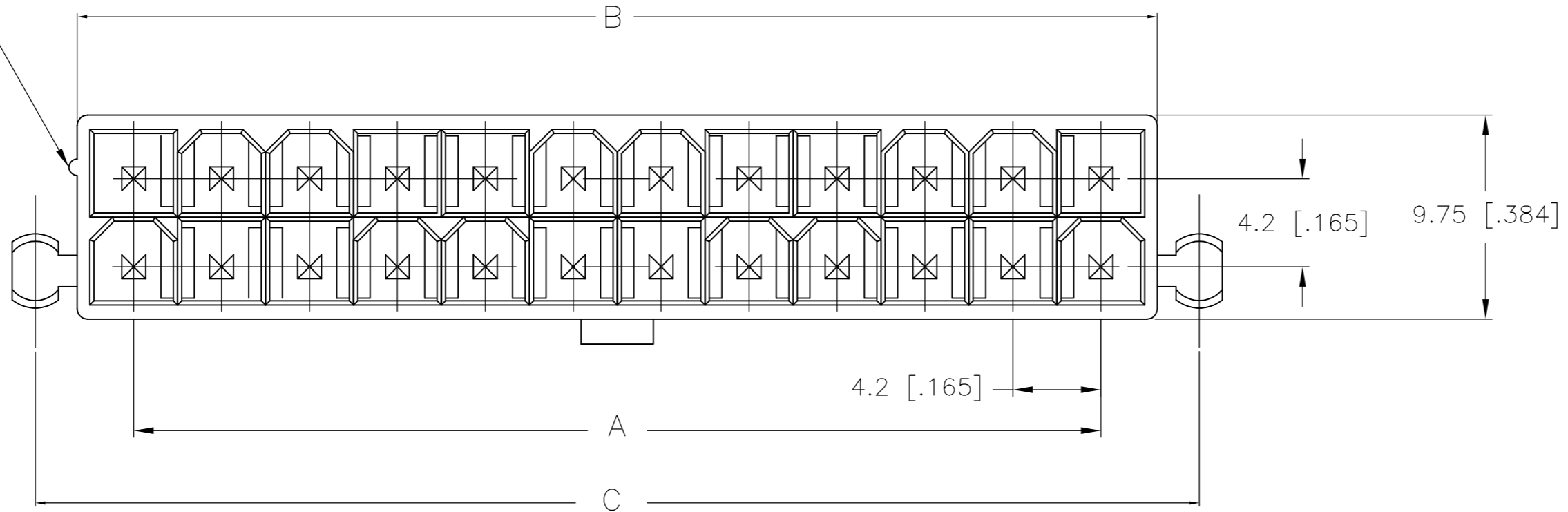


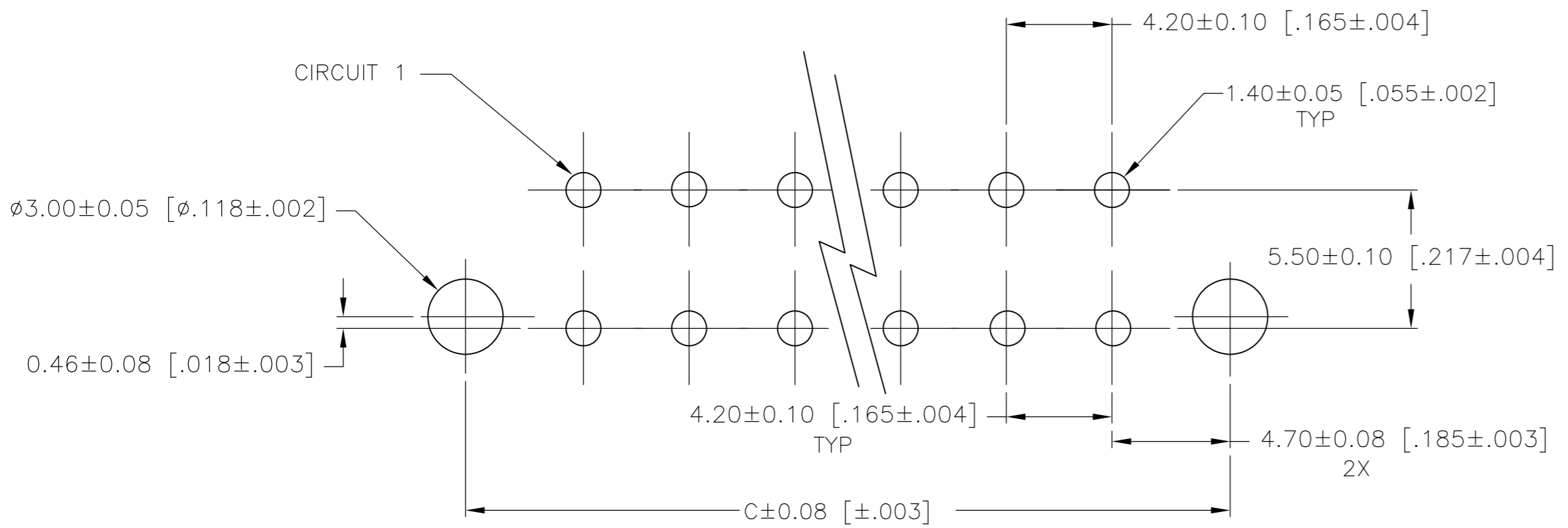
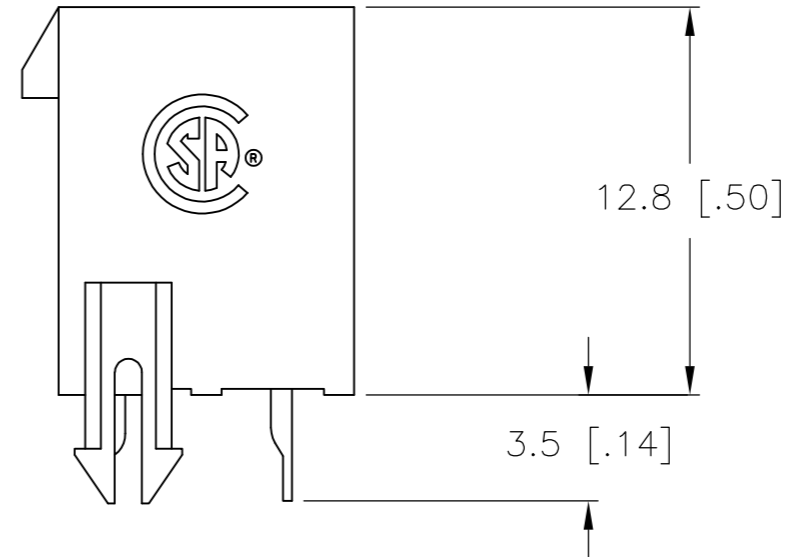
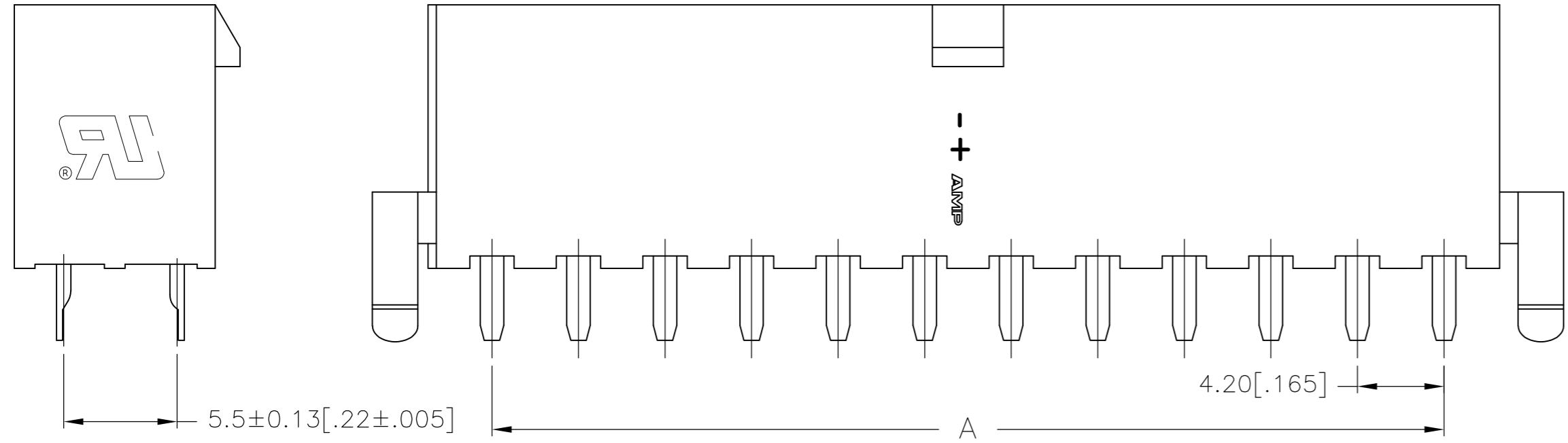
THIS DRAWING IS UNPUBLISHED. RELEASED FOR PUBLICATION
 © COPYRIGHT - By - ALL RIGHTS RESERVED.

| LOC | | DIST | | REVISIONS | | | |
|-----|-----|---------------------------|--|-----------|-----|------|--|
| P | LTR | DESCRIPTION | | DATE | DWN | APVD | |
| | B4 | REVISED PER ECR-12-020549 | | 30NOV2012 | KH | TM | |
| | B5 | REVISED PER ECR-14-012040 | | 11AUG2014 | AZ | DZ | |

POSITION 1 IDENTIFICATION FEATURE



- 1 MATERIAL: HOUSING-NYLON, UL94V-0 (COLOR-NATURAL, COLOR OF PARTS MAY VARY) CONTACTS-0.25 [.010] THICK BRASS ALLOY.
- 2 CONTACT FINISH: 0.002032 [.000080] MIN MATTE TIN OVER 0.000381 [.000015] MIN NICKEL OVER ENTIRE CONTACT.
- 3 MATES WITH VAL-U-LOK(TM) RECEPTACLE HOUSINGS.
- 4 CONTACT FINISH: 0.00076 [.000030] MIN GOLD PLATE ON PIN MATING SURFACE, 0.003 [.00012] MIN TIN PLATE ON OTHER SURFACE, ALL OVER 0.00127 [.00005] MIN NICKEL BASE PLATE.
- 5 PRELIMINARY-NOT FOR PRODUCTION.



PCB LAYOUT: COMPONENT SIDE
 RECOMMENDED BOARD THICKNESS 1.78 [.070] 2-1586040-4 SHOWN

| FINISH | POS | A | B±0.25[.01] | C±0.38[.015] | PART NUMBER |
|--------|-----|----------------------|-------------|--------------|-------------|
| 4 | 4 | 4.2±0.13 [.17±.005] | 9.6 [.38] | 13.6 [.54] | 3-1586040-4 |
| 24 | 24 | 46.2±0.25 [1.82±.01] | 51.6 [2.03] | 55.6 [2.19] | 2-1586040-4 |
| 22 | 22 | 42.0±0.25 [1.65±.01] | 47.4 [1.87] | 51.4 [2.02] | 2-1586040-2 |
| 20 | 20 | 37.8±0.25 [1.49±.01] | 43.2 [1.70] | 47.2 [1.86] | 2-1586040-0 |
| 18 | 18 | 33.6±0.25 [1.32±.01] | 39.0 [1.54] | 43.0 [1.69] | 1-1586040-8 |
| 16 | 16 | 29.4±0.25 [1.16±.01] | 34.8 [1.37] | 38.8 [1.53] | 1-1586040-6 |
| 14 | 14 | 25.2±0.25 [.99±.01] | 30.6 [1.21] | 34.6 [1.36] | 1-1586040-4 |
| 12 | 12 | 21.0±0.25 [.83±.01] | 26.4 [1.04] | 30.4 [1.20] | 1-1586040-2 |
| 10 | 10 | 16.8±0.13 [.66±.005] | 22.2 [.87] | 26.2 [1.03] | 1-1586040-0 |
| 8 | 8 | 12.6±0.13 [.50±.005] | 18.0 [.71] | 22.0 [.87] | 1586040-8 |
| 6 | 6 | 8.4±0.13 [.33±.005] | 13.8 [.54] | 17.8 [.70] | 1586040-6 |
| 4 | 4 | 4.2±0.13 [.17±.005] | 9.6 [.38] | 13.6 [.54] | 1586040-4 |
| 2 | 2 | | 5.4 [.21] | 9.4 [.37] | 1586040-2 |

THIS DRAWING IS A CONTROLLED DOCUMENT.

DIMENSIONS: mm [INCHES] TOLERANCES UNLESS OTHERWISE SPECIFIED:

| | |
|--------|---------------|
| 0 PLC | ± |
| 1 PLC | ± 0.5 [.02] |
| 2 PLC | ± 0.25 [.010] |
| 3 PLC | ± - |
| 4 PLC | ± - |
| ANGLES | ± |

MATERIAL: 1 SEE TABLE

FINISH: SEE TABLE

APPROVALS: DWN S. HOOVER 25-SEP-2002, CHK D. COLEY 25-SEP-2002, APVD D. COLEY 25-SEP-2002

TE Connectivity

VERTICAL HEADER WITH PEGS, WITH DRAIN HOLES VAL-U-LOK(TM)

SIZE: A2 CAGE CODE: 00779 DRAWING NO: 1586040 RESTRICTED TO: -

SCALE: N/A SHEET: 1 OF 1 REV: B5