



FHSBATCC3-3



FHS2 Cold Rated Battery Pack

- Internal battery heater for use in cold temperatures
- Input Voltage: 100-277VAC
- Input Current: 244mA Max.
- Input Power: 25W Max.(2W Heater Off)
- CE, RoHs Compliant
- Dry and Damp Locations

This Battery Will Operate The Following Fulham LED Driver: FHS2-UNV-36L, FHS2-UNV-56S

General Specifications

Input Voltage	100-277VAC±10%, 50/60Hz
Input Current	244mA Max.
Input Power	25W Max 2W Max. (Heater Off)
Recharge Time Required	24 Hours
Battery Type	LiFePO4 9.6VDC
Battery Count	3 Cells
Battery Capacity Available	3Ah
Input Protection	Fuse
Input Surge Protection	Line-Neutral 1kV, Line & Neutral-Ground 2kV
Ambient Temperature	-20°C to 50°C
Approvals/Class	Dry and Damp Locations, CE, RoHS
Warranty	5 years from the date of manufacture when properly installed.



GENERAL INSTALLATION GUIDELINES FOR LED EMERGENCY DRIVER COLD PACK

MODEL : FHSBATCC3-3

IMPORTANT SAFE PRACTICES

When using electrical equipment and this lighting device basic safety precaution should be followed at all times including but not limited to the following:

PLEASE READ CAREFULLY AND FOLLOW ALL INSTRUCTIONS FOR YOUR OWN SAFETY

- **IMPORTANT:** An un-switched AC power source of 100VAC to 277VAC is required.
- This device is designed for use in fixtures listed for **dry and damp locations**.
- **CAUTION:** Make sure all electrical connections conform to the National Electrical Code and all applicable local regulations.
- **CAUTION:** Do not let power supply cords touch hot surfaces.
- **CAUTION:** Do not mount near gas or electric heaters.
- **CAUTION:** Cold pack contains a rechargeable LiFePO4 Battery and must be recycled or disposed of properly
- Do not use this cold pack with accessory equipment other than recommended by manufacturer; failure to follow this may cause an unsafe condition. Servicing should only be performed by qualified service personnel.
- Do not use this cold pack for other than intended use.

Equipment should be mounted in locations and at heights where it will not readily be subjected to tampering by unauthorized personnel.

IMPORTANT: Indicator (LED light) illuminated indicates AC power is applied.

IMPORTANT: A drill bit size of 13/32 (.406) is recommended for the mounting hole needed for installation of the indicator light. Max material should be no more than .1875 (3/16) (4.8mm) thickness.

ASSEMBLY and FIELD INSTALLATION WIRING: WARNING: AC power must be off before proceeding with assembly or installation of LED Emergency Driver Cold Pack.

SAVE THESE INSTRUCTION S

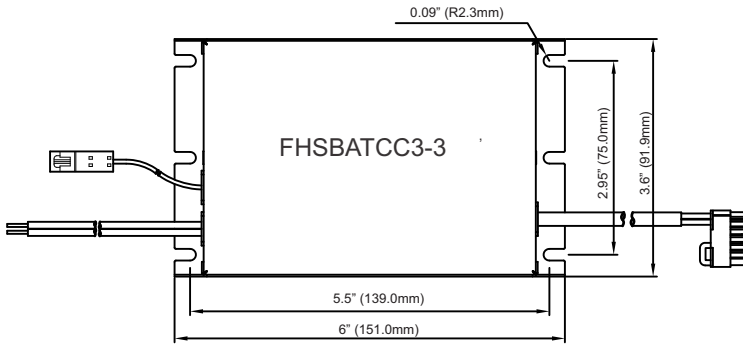


FHSBATCC3-3




MECHANICAL DATA

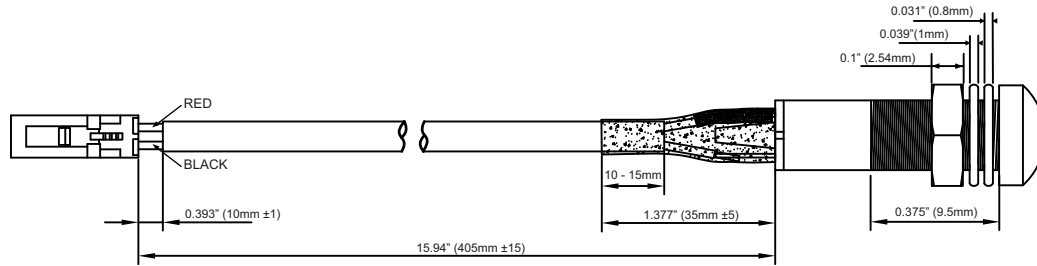
TOP VIEW



SIDE VIEW

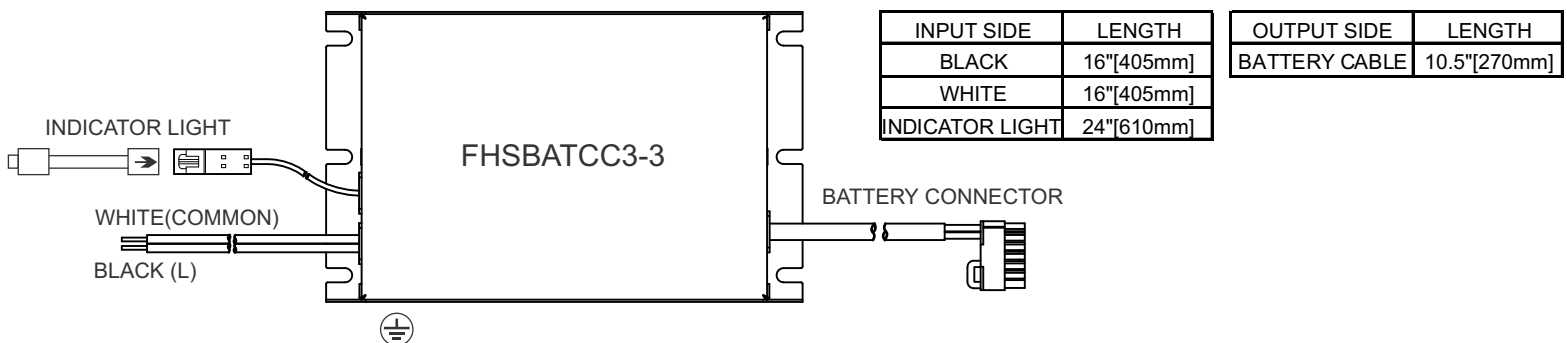


INDICATOR LIGHT



- A drill bit size of 13/32 (.406) is recommended for the mounting hole needed for installation of the indicator light.
- Max material should be no more than .1875 (3/16) (4.8mm) thickness.

WIRING DIAGRAMS



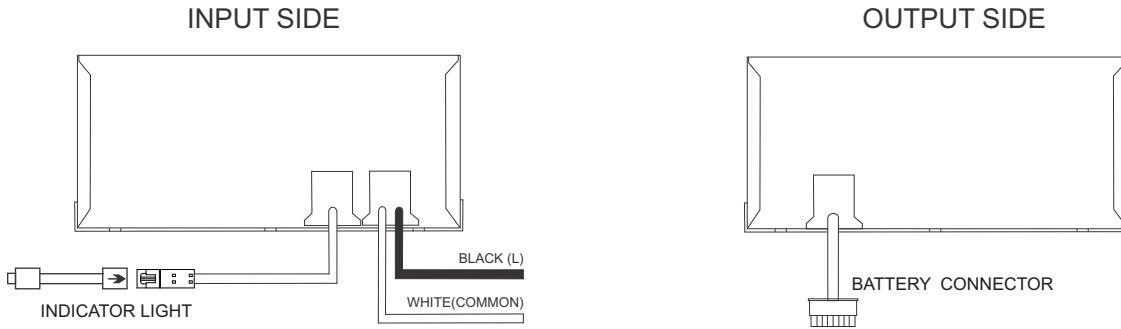
NOTE : This Unit Must Be Grounded



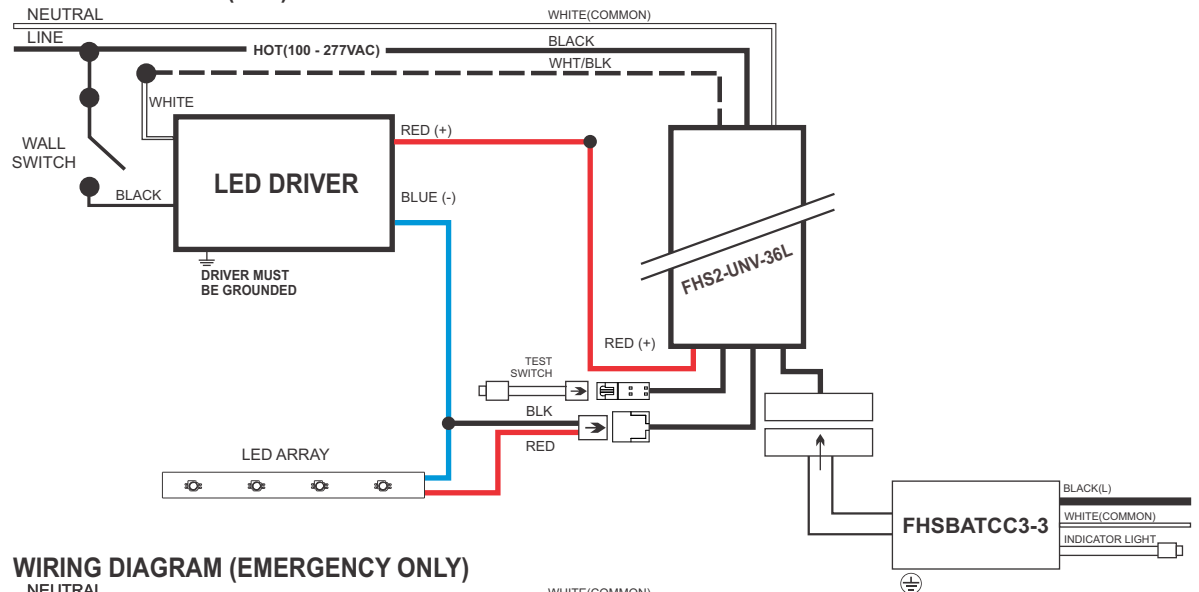
FHSBATCC3-3



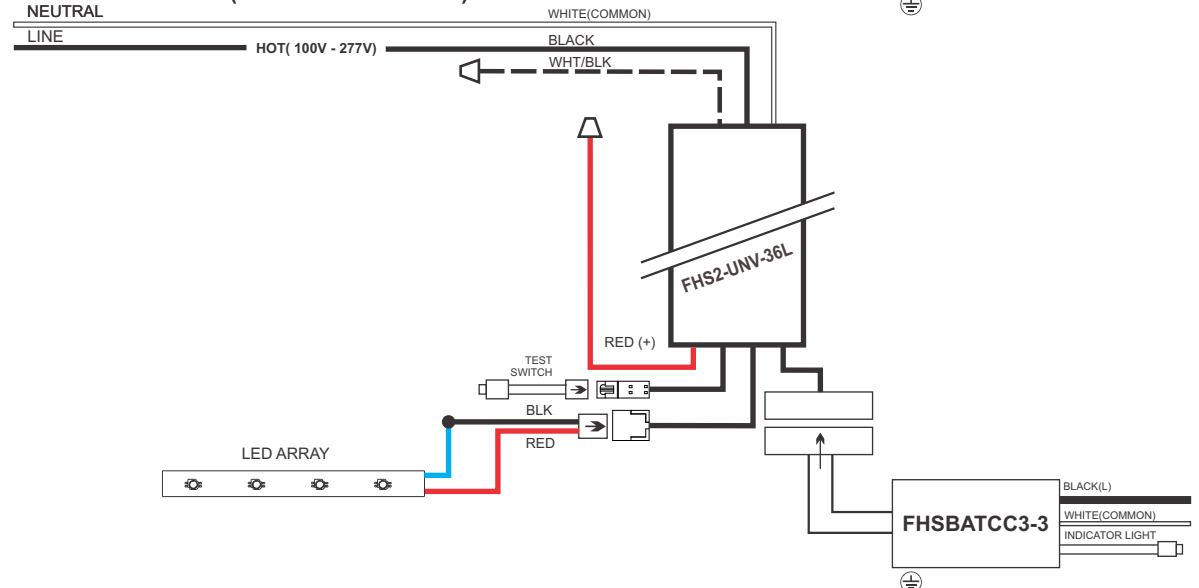
WIRING DIAGRAMS: FHS2-UNV-36L



WIRING DIAGRAM (TYP)



WIRING DIAGRAM (EMERGENCY ONLY)



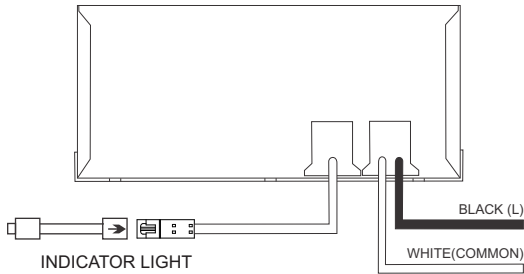


FHSBATCC3-3

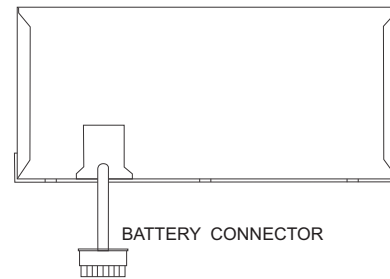


WIRING DIAGRAMS: FHS2-UNV-56S

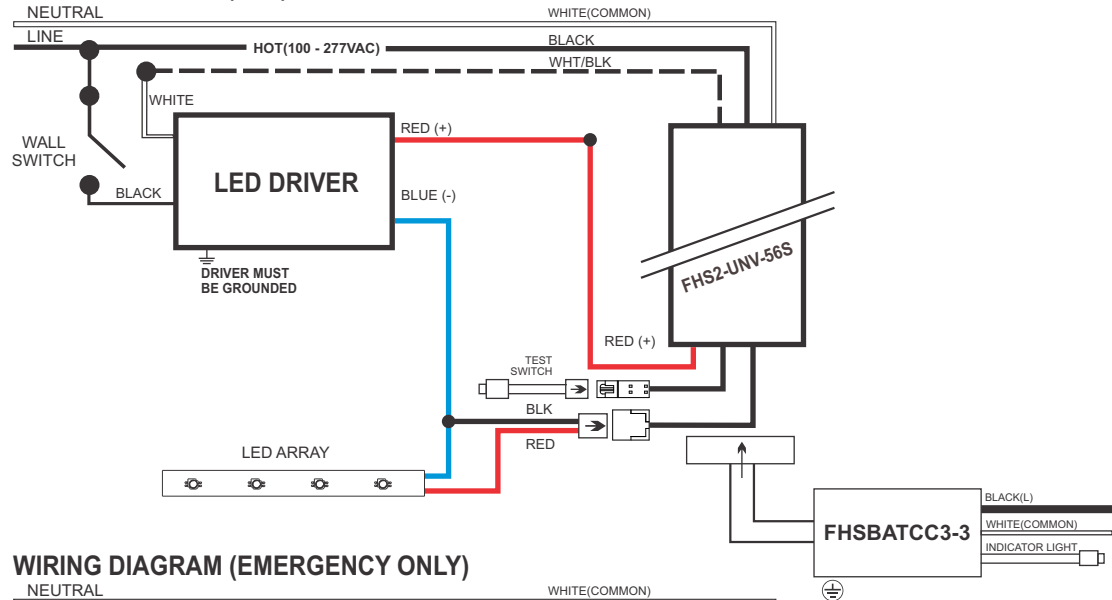
INPUT SIDE



OUTPUT SIDE



WIRING DIAGRAM (TYP)



WIRING DIAGRAM (EMERGENCY ONLY)

