

- Compact metal case with screw terminal block
- Universal input 85 - 264 Vac
- EMI/EMC compliance with EN 61000-6-3 and EN 61000-6-1
- Compliance to EN 61000-3-2
- Active power factor correction
- Short circuit and overvoltage protection
- International safety approvals
- 3 year product warranty



The TRACOPOWER TXL series is a family of encased power supplies designed for a wide range of cost critical applications. With a low profile metal case and screw terminal block connection, they are easy to install in any equipment. These power supplies have universal input and comply with European EMC standards and the Low Voltage Directive (LVD).

Models				
Order Code	Power max.	Output voltage nom.	Output current max.	Efficiency typ.
TXL 150-05S	150 W	5 VDC	30.0 A	77 %
TXL 150-12S	150 W	12 VDC	12.5 A	84 %
TXL 150-24S	151 W	24 VDC	6.3 A	85 %
TXL 150-48S	154 W	48 VDC	3.2 A	86 %

Input Specifications

Input voltage range	<ul style="list-style-type: none"> – nominal – AC range (universal input) – DC range 	100 – 240 VAC 85 – 264 VAC 120 – 375 VDC
Input frequency		47 – 63 Hz
Input current at full load	– at 100 VAC	2.2 A max.
Input inrush current	– at 115 VAC / 230 VAC	35 A max. / 70 A max.
Power Factor Correction (PFC)		PF > 0.95
Recommended circuit breaker (characteristic C or slow bow fuse)		10 A

Output Specifications

Output voltage adjustment range		±10 %
Regulation	<ul style="list-style-type: none"> – Input variation – Load variation (20 - 100%) 	1.0 % max. 1.0 % max.
Minimum load		not required
Temperature coefficient		0.02 %/K
Start-up time		3 s max.
Rise time		20 ms max.
Hold-up time	– at 230 VAC	20 ms min.
Ripple and noise (20Mhz Bandwidth)	5 Vout model: 12 Vout model: 24 & 48 Vout models: – measured with external capacitors:	70 mVp-p typ. 120 mVp-p typ. 200 mVp-p typ. 0.1 µF and 47 µF parallel capacitor
Overload protection by current limitation		105 – 150 % of Iout max.
Short circuit protection		hiccup mode (automatic recovery)
Overvoltage protection (Latch off, recovery after restart)		115 – 140 % of nominal Vout
Capacitive load		www.tracopower.com/products/txl-capload.pdf

General Specifications

Temperature ranges	<ul style="list-style-type: none"> – Operating – Storage 	–20°C to +70°C (with derating) –40°C to +85°C
Output power derating	<ul style="list-style-type: none"> – Temperature – Low input voltage 	2.5 %/K above +50°C 0.7 %/V below 100 VAC
Cooling		natural convection (20 lfm), no internal fan
Over Temperature Protection		over 90°C thermal shutdown, auto. recovery
Humidity (non condensing)		20 – 90 % rel. H max.
Altitude during operation		2000 m
Isolation voltage (60 sec.)	<ul style="list-style-type: none"> – Input / Output – Input / PE – Output / PE 	3000 VAC 1500 VAC 500 VAC
Isolation resistance (at 500 VDC)		100 MOhm min.
Leakage current (at 264 VAC/60Hz)		1.5 mA max.
Remote Sense		open or connected to the load (RS+, RS–)
Remote on/off	<ul style="list-style-type: none"> – Power On: – Power Off: – Off idle current 	0 – 0.7 VDC 3 – 10 VDC 3 – 10 mA

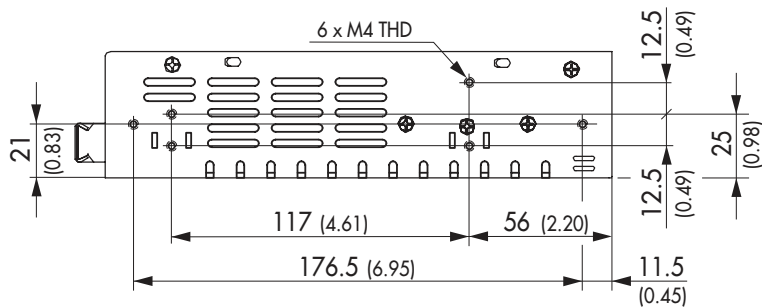
All specifications valid at nominal input voltage, full load and +25°C after warm-up time unless otherwise stated.

General Specifications (continued)

Switching frequency	65 kHz typ. (pulse width modulation)
Reliability (calculated MTBF)	> 230'000 h
Electromagnetic compatibility (EMC), emissions <ul style="list-style-type: none"> - Conducted input RI suppression - Harmonic current emissions - Voltage flicker 	EN 55022 class B, FCC Part 15 level B IEC/EN 61000-3-2, class D IEC/EN 61000-3-3
Electromagnets compatibility (EMC), immunity <ul style="list-style-type: none"> - Electrostatic discharge ESD - RF field immunity - Electrical fast transients/burst immunity - Surge - Conducted RF - Magnetic field - Voltage dip 	according EN 55024 IEC/EN 61000-4-2, 4 kV / 8 kV, perf. criteria A IEC/EN 61000-4-3, 3 V/m, perf. criteria A IEC/EN 61000-4-4, ± 2 kV, perf. criteria A IEC/EN 61000-4-5, 1 kV / 2 kV, perf. criteria A IEC/EN 61000-4-6, 3 Vrms perf. criteria A IEC/EN 61000-4-8, 3 A/m perf. criteria A IEC/EN 61000-4-11 >95 %, perf. criteria A, 0.5 periods 30 %, perf. criteria A, 25 periods >95 % perf. criteria B, 250 periods
Safety standards	UL 60950-1, IEC/EN 60950-1
Safety approvals <ul style="list-style-type: none"> - UL/cUL - CB report 	www.ul.com → certifications → File: e188913 www.tracopower.com/overview/txl
Environmental compliance <ul style="list-style-type: none"> - Reach - RoHS 	www.tracopower.com/products/reach-declaration.pdf RoHS directive 2011/65/EU
Casing material	aluminium (chassis and cover)
Weight	0.84 kg

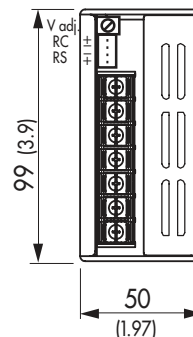
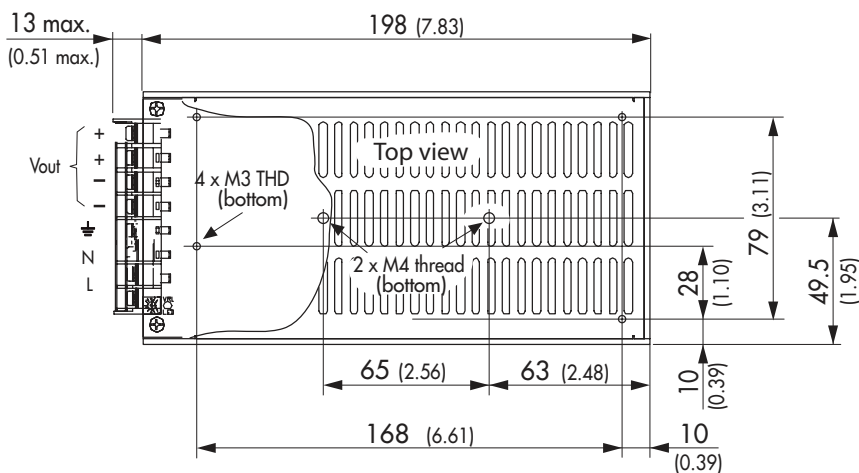
All specifications valid at nominal input voltage, full load and +25°C after warm-up time unless otherwise stated.

Outline Dimensions



4x TXL-CMB chassis mount brackets included in shipment

Dimensions in [mm], () = Inch
Tolerances ± 0.5 (± 0.02)



Chassis Mount Brackets	
Order Code	TXL-CMB
Package	contains 4 pcs brackets and screws

Remote Connector	
RC	Remote Control On/Off: RC+/RC- On = 0 – 0.7 VDC, Off = 3 – 10 VDC
RS	Remote Sense: RS+/RS- Can be open or connected to the load under regard of polarity.
Connector type: JS-1001R-XX	

