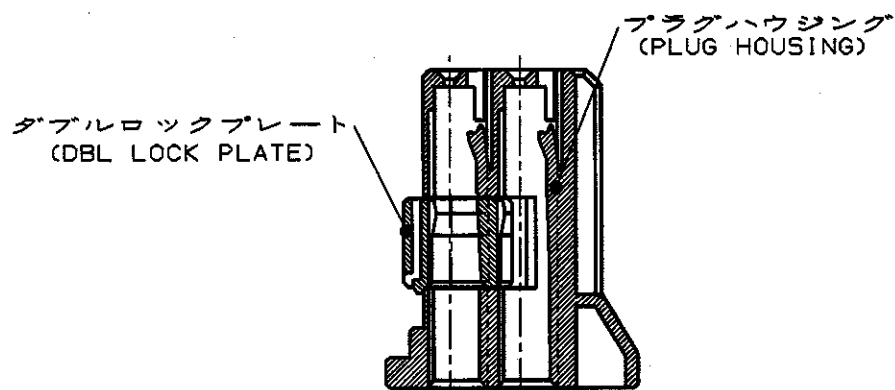
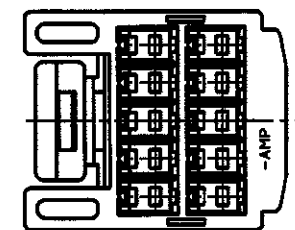
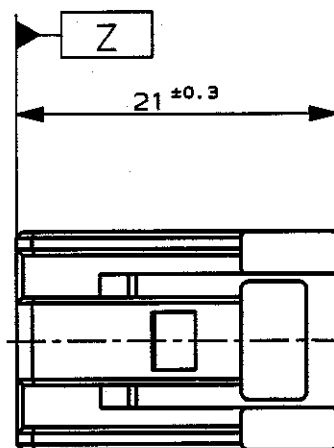
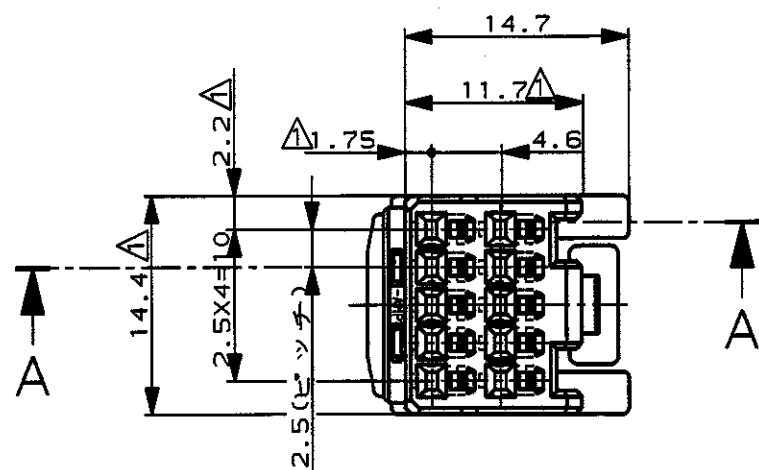
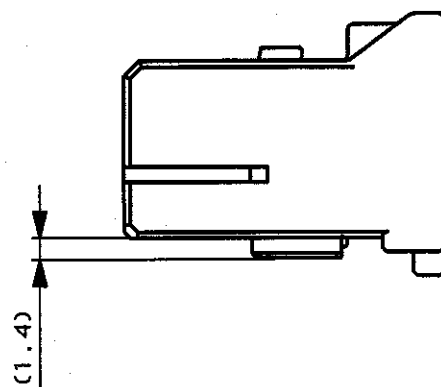


LOC	DIST	REVISIONS						
		P	LTR	DESCRIPTION	ECN	DATE	DWN	APVD
J	ZDI	0		作成	FJ00-4929-96	18OCT96	SA	KO
		A		壁高さ変更	FJ00-0933-99	7JUN99	ES	MT



断面 A-A
(SECT. A-A)



△. TO BE MEASURED WITHIN 2mm FROM [Z]

△. [Z] 面より 2mm の範囲で測定

175265 175266 (AU)	316991	灰 GRAY	316988-6
適用端子型番 APPLICABLE CONTACT PART NUMBER	嵌合相手型番 MATING HOUSING PART NUMBER	色 COLOR	型番 PART NUMBER

THIS DRAWING IS A CONTROLLED DOCUMENT FOR AMP INCORPORATED. IT IS SUBJECT TO CHANGE AND THE CONTROLLING ENGINEERING ORGANIZATION SHOULD BE CONTACTED FOR THE LATEST REVISION.		DWN S. AMEMIYA 15OCT96	AMP 日本エー・エム・ピー株式会社 Kawasaki, Japan	
DIMENSIONS 単位: 毫 mm		CHK K. AOYAMA 18OCT96	NAME 10極 プラグハウジング アッセンブリ	
TOLERANCES UNLESS OTHERWISE SPECIFIED 一般公差 10% : ±0.2 30% : ±0.25 100% : ±0.3 ANGLE : ±3°		APVD K. ODA 18OCT96	PRODUCT SPEC 製品規格 108-5452	
MATERIAL 材料 PBT		INSPECTION SHEET 取扱説明書 411-5761	.04011 シリーズ マルチロック I/O コネクタ	
(COLOR) 色 表参照 (SEE TABLE)		CUSTOMER DRAWING	SIZE A3	CAGE CODE 00779
			DRAWING NO 番号 C= 316988	
			SCALE 尺度 2-1	SHEET 1 OF 1 REV A