


## specifications

The film shall protect duct covers from damage during the installation process. A grid shall provide a visual aid that assists the installer to make cuts quickly and easily in the field and shall provide space for writing notes. The film shall be see-through, clear and peel away easily from the cover without leaving a sticky residue.



## technical information

### Product

<b>Characteristics:</b>	<b>Backing</b>	Clear ASTM D-1003 haze low density polyethylene
	<b>Adhesive</b>	Water-based acrylic
	<b>Total thickness</b>	2.0 mil
	<b>Melting point</b>	>180°F

<b>Performance:</b>	<b>Tensile strength (psi)</b>		<b>Test Method</b>
	Machine Direction	3100	ASTMD882
	Transverse Direction	2700	ASTMD882
	<b>Elongation (%)</b>		
	Machine Direction	400	ASTMD882
	Transverse Direction	570	ASTMD882

Handling and storage: Dry room temperature; 5 years shelf life for best performance. Remove protective film prior to placing equipment into service.

## key features and benefits

<b>Low density polyethylene film</b>	Protects cover surface from scratches and grime during storage, handling, and installation; reduces scrap and labor costs
<b>Light tack water based acrylic adhesive</b>	Ensures film will remain adhered during cutting and is easily removed without leaving a sticky residue; achieve faster installations for a clean finished appearance
<b>Writing surface</b>	Provides an area for notes from installer to field electricians; improves productivity and reduces installation time
<b>Printed vertical lines on film</b>	Provides a visual aid for measuring and making straight cuts; delivers labor savings and improved aesthetics
<b>Clear material</b>	Easy identification of product color when film attached; ideal for quick and accurate product selection

## applications

PANDUCT® Type C Wiring Duct Cover with protective film reduces scrap and labor costs by protecting the surface during storage, handling, and installation. Film remains adhered during cutting and is

easily removed without leaving a sticky residue for faster and cleaner installations. Features a convenient writing surface for improved productivity.

### PANDUCT® Type C Wiring Duct Cover with Protective Film

<b>0.50" cover:</b>	C.5**6-F
<b>0.75" cover:</b>	C.75**6-F
<b>1" cover:</b>	C1**6-F
<b>1.5" cover:</b>	C1.5**6-F
<b>2" cover:</b>	C2**6-F
<b>3" cover:</b>	C3**6-F
<b>4" cover:</b>	C4**6-F

Complete cover part listing by color on back page.

### Wiring Duct Compatible with Type C Cover

**Type G wide finger/slot wiring duct:** G.5X.5\*\*6 to G4X5\*\*6

**Type F narrow finger/slot wiring duct:** F.5x.5\*\*6 to F4x5\*\*6

**Type D round hole wiring duct:** D1x2\*\*6 to D4x4\*\*6


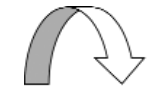
**Type FS solid wall raceway:** FS.5x.5\*\*6NM to FS4x5\*\*6NM

### Permanent Marking Pens:

<b>Black</b>	PFX-0
<b>Red</b>	PFX-2
<b>White</b>	PX-10

\*\* = Color code of LG (Light Gray), WH (White), BL (Black), IB (Intrinsic Blue).

## Protective Film Visual Aid for Quick Cuts and Notes



Duct Cover with Film Part Number	Compatible Duct Base Part Number			
	Type G	Type F	Type D	Type FS
<b>C.5LG6-F</b>	G.5X.5LG6 G.5X1LG6 G.5X2LG6 G.5X4LG6	F.5X.5LG6 F.5X1LG6		FS.5X.5LG6NM FS.5X1LG6NM
<b>C.75LG6-F</b>	G.75X.75LG6 G.75X1LG6 G.75X1.5LG6 G.75X2LG6	F.75X.75LG6 F.75X1.5LG6		FS.75X.75LG6NM
<b>C1LG6-F</b>	G1X1LG6 G1X1.5LG6 G1X2LG6 G1X3LG6 G1X4LG6	F1X1LG6 F1X1.5LG6 F1X2LG6 F1X3LG6 F1X4LG6	D1X1LG6  D1X2LG6 D1X3LG6 D1X4LG6	FS1X1LG6NM FS1X1.5LG6NM FS1X2LG6NM FS1X3LG6NM FS1X4LG6NM
<b>C1.5LG6-F</b>	G1.5X1LG6 G1.5X1.5LG6 G1.5X2LG6 G1.5X3LG6 G1.5X4LG6	F1.5X1LG6 F1.5X1.5LG6 F1.5X2LG6 F1.5X3LG6 F1.5X4LG6	  D1.5X2LG6 D1.5X3LG6 D1.5X4LG6	FS1.5X1LG6NM FS1.5X1.5LG6NM FS1.5X2LG6NM FS1.5X3LG6NM
<b>C2LG6-F</b>	G2X1LG6 G2X1.5LG6 G2X2LG6 G2X3LG6 G2X4LG6 G2X5LG6	F2X1LG6 F2X1.5LG6 F2X2LG6 F2X3LG6 F2X4LG6 F2X5LG6	  D2X2LG6 D2X3LG6 D2X4LG6	FS2X1LG6NM FS2X1.5LG6NM FS2X2LG6NM FS2X3LG6NM FS2X4LG6NM
<b>C2.5LG6-F</b>	G2.5X3LG6	F2.5X3LG6	D2.5X3LG6	
<b>C3LG6-F</b>	G3X1LG6 G3X2LG6 G3X3LG6 G3X4LG6 G3X5LG6	F3X1LG6 F3X2LG6 F3X3LG6 F3X4LG6 F3X5LG6	  D3X2LG6 D3X3LG6 D3X4LG6	FS3X1LG6NM FS3X2LG6NM FS3X3LG6NM FS3X4LG6NM FS3X5LG6NM
<b>C4LG6-F</b>	G4X1.5LG6 G4X2LG6 G4X3LG6 G4X4LG6 G4X5LG6	F4X2LG6 F4X3LG6 F4X4LG6 F4X5LG6	  D4X2LG6 D4X3LG6 D4X4LG6	FS4X2LG6NM FS4X3LG6NM FS4X4LG6NM FS4X5LG6NM

Note: Part Number shown for LG (Light Gray). Cover and base available in BL (Black), WH (White) and IB (Intrinsic Blue) colors.

All sizes are not available in all colors.

Ctn. Qty.: 120'

Ctn. UOM: Feet

Pkg. Qty.: 6'

### WORLDWIDE SUBSIDIARIES AND SALES OFFICES

**PANDUIT CANADA**  
Markham, Ontario  
cs-cdn@panduit.com  
Phone: 800.777.3300

**PANDUIT EUROPE LTD.**  
London, UK  
cs-emea@panduit.com  
Phone: 44.20.8601.7200

**PANDUIT SINGAPORE PTE. LTD.**  
Republic of Singapore  
cs-ap@panduit.com  
Phone: 65.6305.7575

**PANDUIT JAPAN**  
Tokyo, Japan  
cs-japan@panduit.com  
Phone: 81.3.3767.7011

**PANDUIT LATIN AMERICA**  
Jalisco, Mexico  
cs-la@panduit.com  
Phone: 52.333.777.6000

**PANDUIT AUSTRALIA PTY. LTD.**  
Victoria, Australia  
cs-aus@panduit.com  
Phone: 61.3.9794.9020

For a copy of PANDUIT product warranties, log on to [www.panduit.com/warranty](http://www.panduit.com/warranty)



**For more information**  
**Visit us at [www.panduit.com](http://www.panduit.com)**  
Contact Customer Service by email: [cs@panduit.com](mailto:cs@panduit.com)  
or by phone: 800-777-3300 and reference SA-WDSP02

©2007 PANDUIT Corp.  
ALL RIGHTS RESERVED.  
Printed in the U.S.A.

**SA-WDSP02**  
8/2007