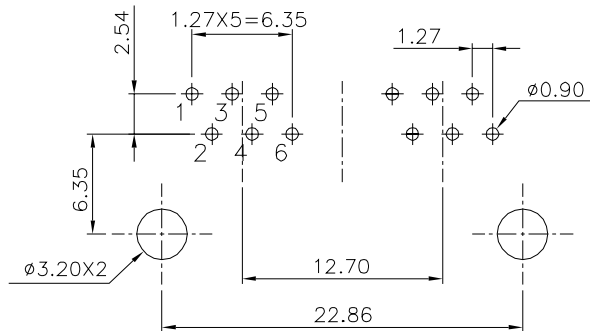
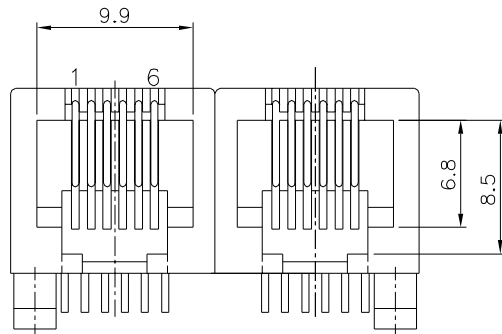
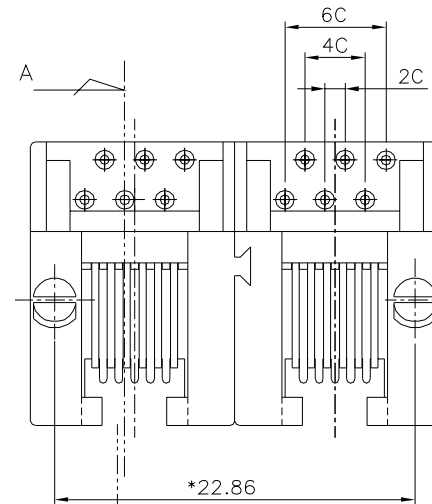


SECTION A-A



PC Board Layout T=1.6mm
Component Side Shown Tolerance±0.05mm

NOTES:

ELECTRICAL:

1. VOLTAGE RATING : 125 VAC RMS.
2. CURRENT RATING : 1.5 AMP.
3. CONTACT RESISTANCE : 30 MILLIOHMS MAX.
4. INSULATION RESISTANCE: 1000 MEGOHMS MIN @ 500 VDC.
5. DIELECTRIC STRENGTH : 1000 VAC RMS 60Hz, 1MIN.

MECHANICAL:

1. HOUSING MATERIAL : NYLON UL94V-0.COLOR:BLACK
2. CONTACT MATERIAL : PHOSPHOR BRONZE ø0.46mm.
3. PLATING : GOLD PLATING OVER NICKEL.
4. OPERATING LIFE : 750 CYCLES MIN.
5. PCB RETENTION PRE-SOLDER : 1 LB MIN.
6. PCB RETENTION POST-SOLDER: 10 LBS MIN.

ENVIRONMENTAL:

1. STORAGE TEMPERATURE : -40°C TO +85°C.
2. OPERATION TEMPERATURE: -40°C TO +85°C.
3. WAVE SOLDERING TEMPERATURE: 255~265°C (5~10 SECONDS)
4. RoHS COMPLIANT.

MATES WITH MODULAR PLUG CONFORMING TO
FCC PART 68, SUBPART F.

PART NUMBER	CONTACTS	GOLD PLATING
E5362-00A512-L	2	6u"
E5364-00A512-L	4	6u"
E5366-00A512-L	6	6u"

DETACHED LISTS	MM (INCH)	RoHS Compliant	
	TOLERANCES EXCEPT AS NOTED		
	MM		
	.0 ± 0.2	±	
	.00 ± 0.15	±	
	.000 ± 0.075	±	
	ANGLES ± 0.5		
	THIRD ANGLE PROJECTION	TITLE 90° VERY L/P (ROHS) PCB GANG JACK 6P	
	DFTO Cathy	DRAWING NO. CE533085-LA	SIZE A3
	DATE 08/22/2006	/PART NO. SEE TABLE	REV 0
	SCALE : 3:1	DO NOT SCALE DRAWING	SHEET 1 OF 1