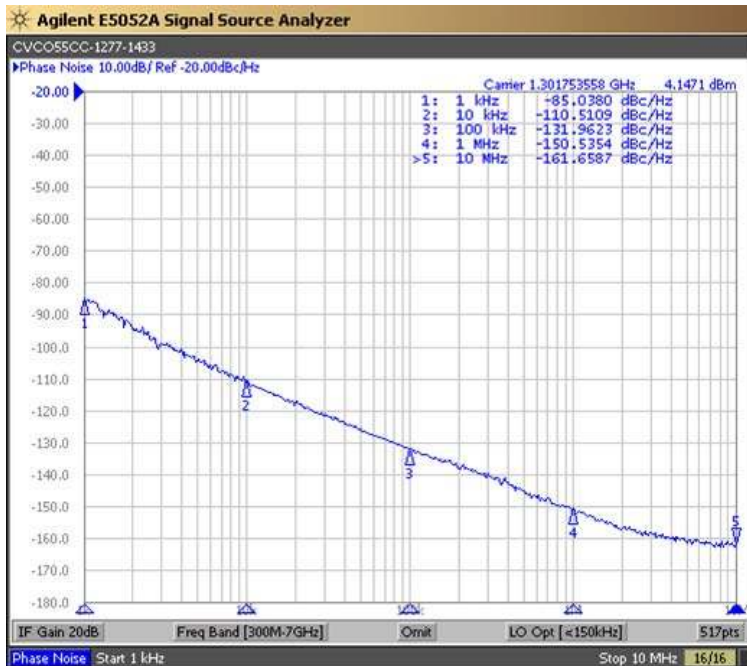


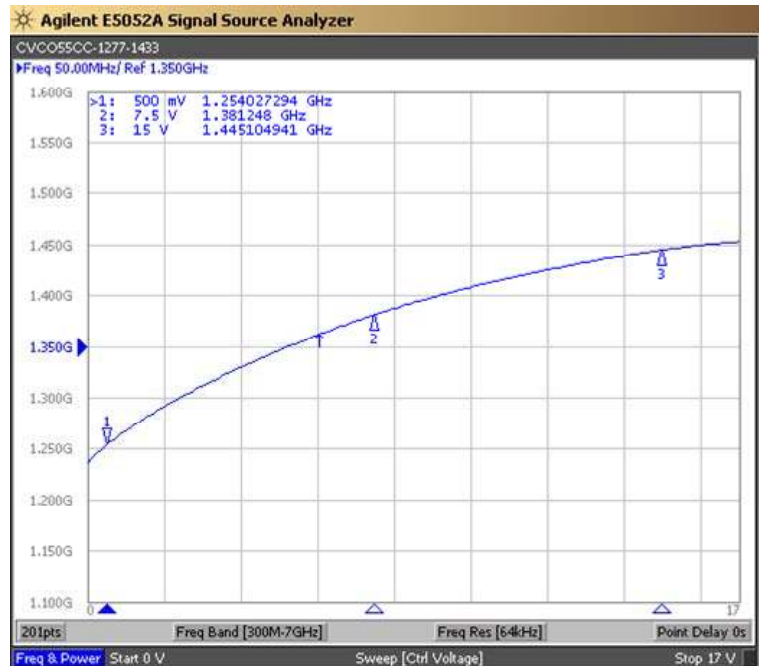


PERFORMANCE SPECIFICATION	MIN	TYP	MAX	UNITS
Lower Frequency:			1277	MHz
Upper Frequency:	1433			MHz
Tuning Voltage:	0.5		15.0	VDC
Supply Voltage:	7.75	8.0	8.25	VDC
Output Power:	+2.0	+4.5	+7.0	dBm
Supply Current:		25		mA
Harmonic Suppression (2 nd Harmonic):		-20	-15	dBc
Pushing:		0.2	0.5	MHz/V
Pulling, all Phases:		0.2	0.5	MHz pk-pk
Tuning Sensitivity:		14		MHz/V
Phase Noise @ 10kHz offset:		-115	-107	dBc/Hz
Phase Noise @ 100kHz offset:		-135	-130	dBc/Hz
Load Impedance:		50		Ω
Input Capacitance:			47	pF
Operating Temperature Range:	-30		+70	$^{\circ}$ C
Storage Temperature Range:	-45		+90	$^{\circ}$ C

Phase Noise (1 Hz BW, Typical)



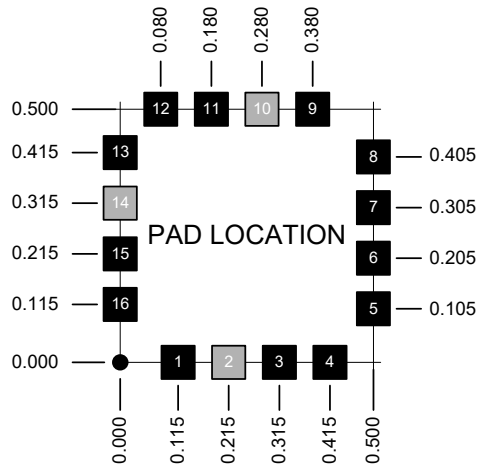
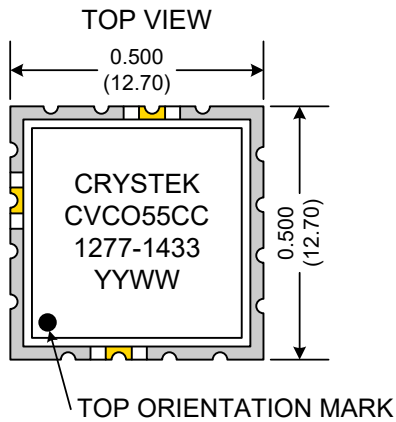
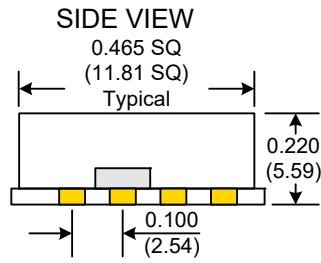
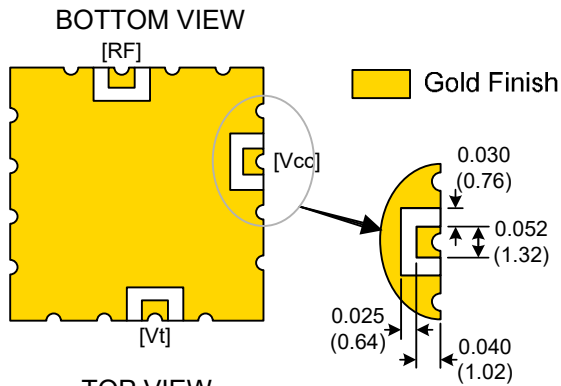
Tuning Curve (Typical)



Product Control:

Crystek Part Number:	CVCO55CC-1277-1433	Release Date:	18-Dec-2018
Revision Level:	C	Responsible:	C. Vales





Pad	Connection
2	Vt
10	RF-OUTPUT
14	Vcc
Others	GROUND

- Unless otherwise specified, Dimensions are in: $\frac{IN}{(mm)}$
- Pad Location Dimensions are in: Inches

TAPE AND REEL



Drawing not to scale

Product Control:

Crystek Part Number:	CVCO55CC-1277-1433	Release Date:	18-Dec-2018
Revision Level:	C	Responsible:	C. Vales

Specification is subject to change without notice

Page 2 of 2