

NOTES:

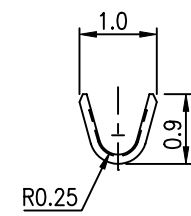
1. MATERIAL REFER TO P/N DESCRIPTION.
2. FINISH:
GOLD FLASH OVER 50u" MIN. NICKEL UNDER-PLATING.
3. PACKAGE PLS. REFER TO GS-14-2154.
4. STRIP CAMBER 10mm MAX. IN 1000mm.
5. MAX. BURR ON THE CONTACT AREA IS 0.03mm AND 0.10mm ON THE OTHER AREA.
6. PART NUMBER DESCRIPTION:
10116784-0 X X

PLATING
1: GOLD FLASH OVERALL

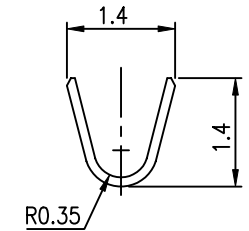
MATERIAL
1: PHOSPHOR BRONZE
(C5191 t=0.12±0.02)

ORDERING INFORMATION FOR USER REFERENCE

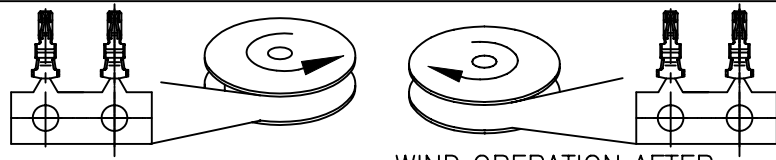
NAME		PART NO.
CABLE CONN.	TERMINAL(AWG 28~32)	10116784-XXX
	HOUSING(WIRE SIDE)	10116783-XXXXXXLF
BOARD CONN.		10116782-XXXXXXLF or 10116785-XXXXXXLF



WIRE BARREL



INSULATION BARREL



WIND OPERATION AFTER STAMPING AND BEFORE PLATING

WIND OPERATION AFTER PLATING AND BEFORE ASSEMBLY

mat'l. code		surface ASME Y14.5	tolerance ASME Y14.5	projection	product family
ltr		ecn	no dr	date	WTB
A		WL		05/11/11	title
tolerances unless otherwise specified					1.0mm W-T-B TERMINAL
angles		deg	.X ± 0.25		dwg no
mm		.XX ± 0.15		sheet 1 of 1	
X°±2'		.XXX ± 0.10			
dr		WENDY CHEN 03/22/11			10116784
enrg		WENDY CHEN 03/22/11		A4	
chr		WENDY CHEN 03/22/11			
appd		GARY HSIEH 03/22/11			
sheet index	revision sheet	A	1		scale
				MM [INCH]	CUSTOMER Drawing

A

A

B

B