

SPECIFICATIONS

PARAMETERS	VALUES	UNITS
RATED VOLTAGE (SQUARE WAVE)	5	V0-p
OPERATING VOLTAGE RANGE	3 ~ 7	V0-p
RATED CURRENT (MAX)	40	mA
COIL RESISTANCE	47 ± 7	OHM
MINIMUM SPL @ 10 CM	87	dBA
RESONANT FREQUENCY	2,400 ± 500	Hz
OPERATING TEMPERATURE	-30 ~ +80	°C
STORAGE TEMPERATURE	-40 ~ +85	°C
HOUSING MATERIAL	PBT	-
TERMINAL MATERIAL	Sn PLATED BRASS	-
WEIGHT	2	grams

THIS DOCUMENT CONTAINS DATA PROPRIETARY TO PUI AUDIO, INC. ANY USE OR REPRODUCTION, IN ANY FORM, WITHOUT PRIOR WRITTEN PERMISSION OF PUI AUDIO, INC. IS PROHIBITED.

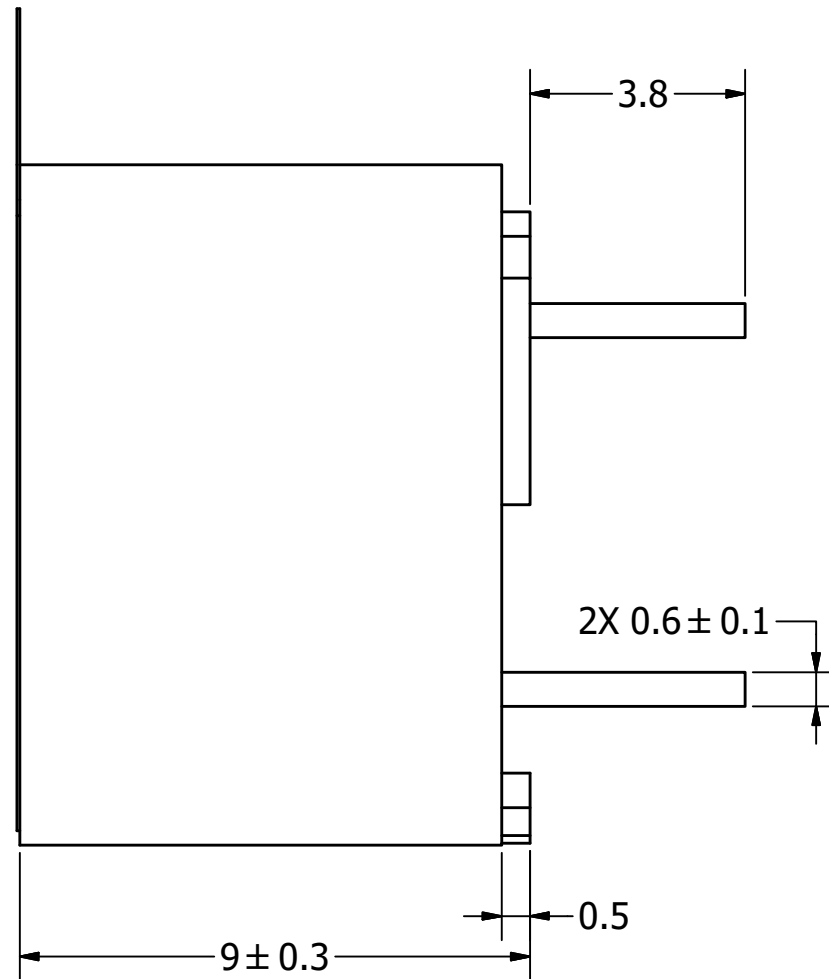
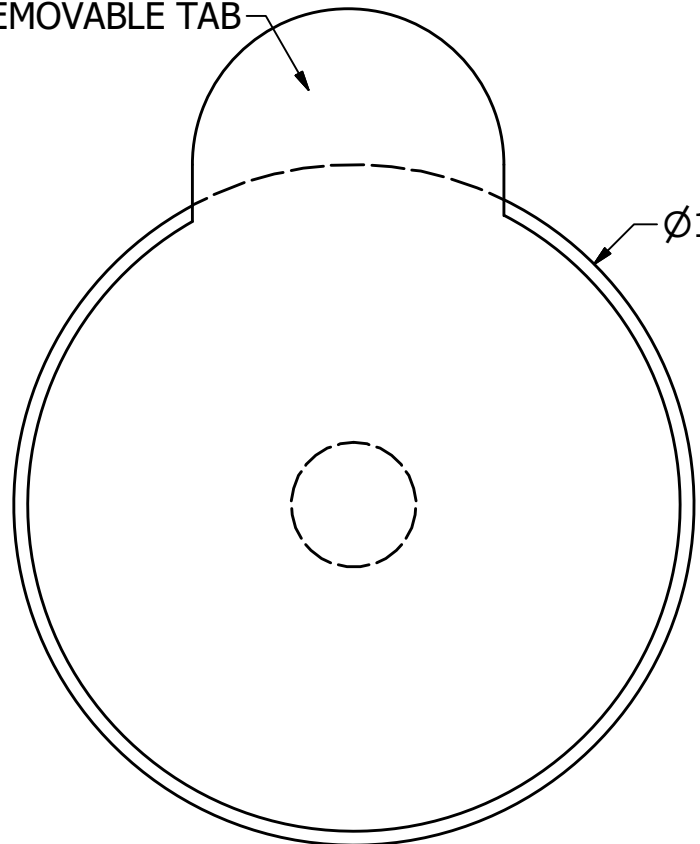
©2010, PUI AUDIO Inc.

REVISION HISTORY

LTR	DESCRIPTION	DATE	APPROVED
-	RELEASED FROM ENGINEERING	7/24/2014	
A	REVISED OPERATING TEMPERATURE	11/26/2018	M.L.
B	CHANGED VOLTAGE RATINGS FROM Vp-p TO V0-p	1/15/2019	M.V.

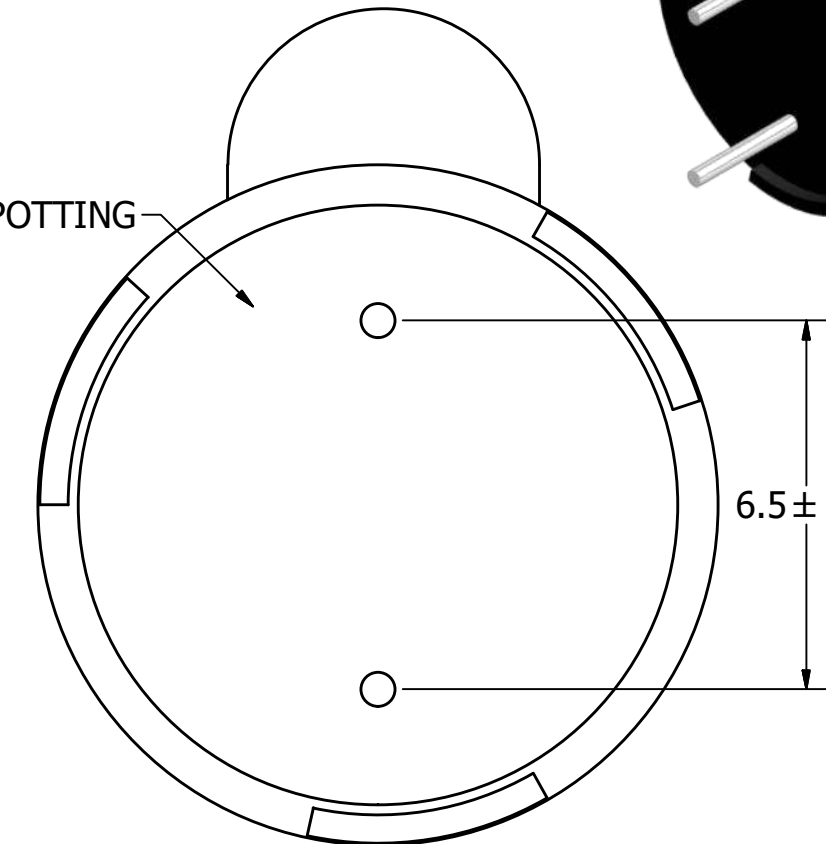
REMOVABLE TAB

Ø12 ± 0.3



POTTING

6.5 ± 0.3




NOTES:

1. ALL DIMENSIONS ARE IN MILLIMETERS.
2. SPECIFICATIONS SUBJECT TO CHANGE OR WITHDRAWL WITHOUT NOTICE.
3. THIS PART IS RoHS 2015/863/EU COMPLIANT.

UNLESS OTHERWISE SPECIFIED:
 ALL PURCHASES ARE SUBJECT TO AND INCORPORATE THE PUI AUDIO TERMS AND CONDITIONS SALE FOUND AT http://www.puiaudio.com/pdf/terms_conditions.pdf (paper copy available upon request).
 DIMENSIONS ARE IN MILLIMETERS, TOLERANCES ARE ±0.5 AND ANGLES ARE ±3°.

SIZE
A3

Designed by	Date	Checked by	Date	Approved by	Date	Drawn Date
J.D.	7/24/2014	C.W.	7/24/2014	R.W.	7/24/2014	7/24/2014



AT-1224-TWT-5V-2-R

Transducer (Electro-Mech)	Edition	Sheet
	-	1 / 1

AT-1224-TWT-5V-2-R.idw