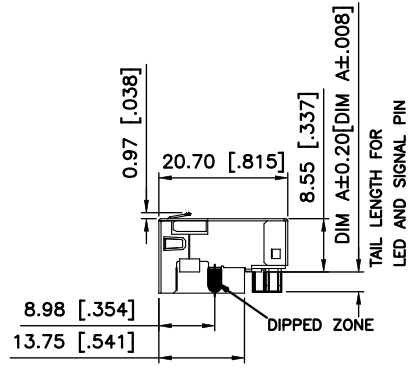
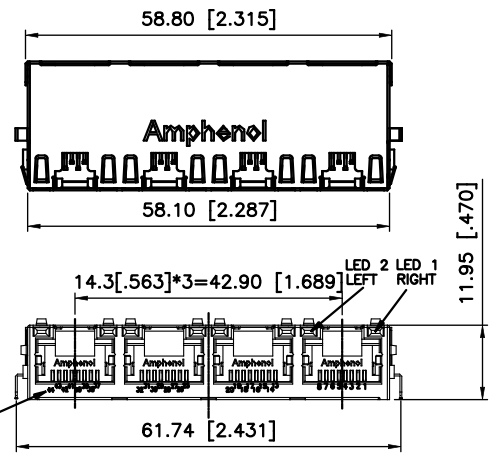
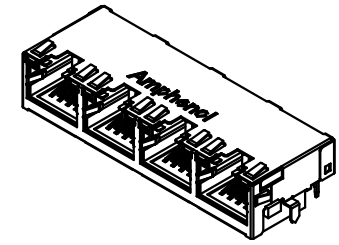


REVISIONS			
REV	DESCRIPTION, ECN, EAR NO.	DATE	APP'D
C	PROPOSAL DRAWING	MAY07,2013	L.CHAN
D	CHANGE SHELL SHAPE ON THE TOP FACE	JUN03,2014	L.CHAN
E	ADD LED DESIGNATION AND PACKAGING	MAR.16,2017	L.CHAN



- NOTES:
- ELECTRICAL:**
- VOLTAGE RATING : 125 VAC.
 - CURRENT RATING : 1.25 AMP.
 - INSULATING RESISTANCE : 500 MEGOHMS MINIMUM.
 - DIELECTRIC STRENGTH : 1000 VAC 60Hz, 1MIN.
 - CATEGORY 5e CHARACTERISTIC:

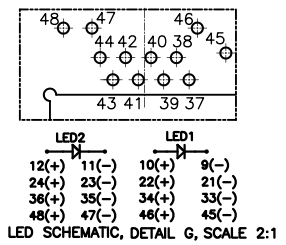
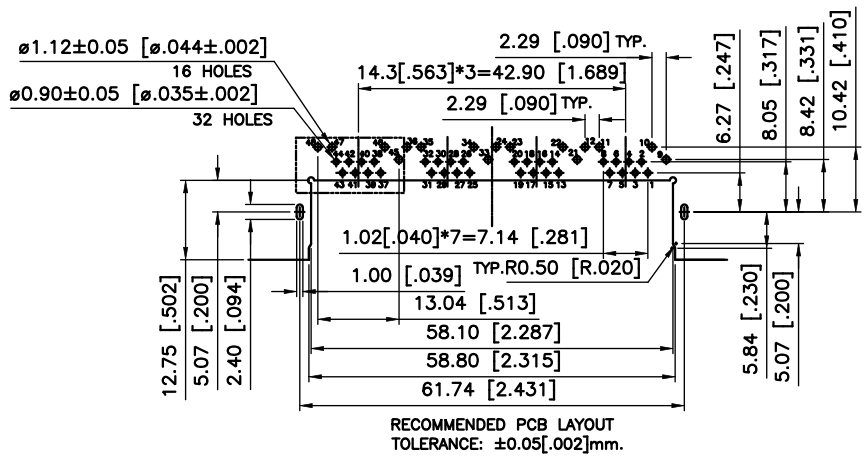
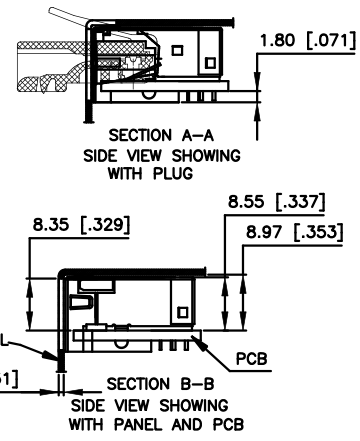
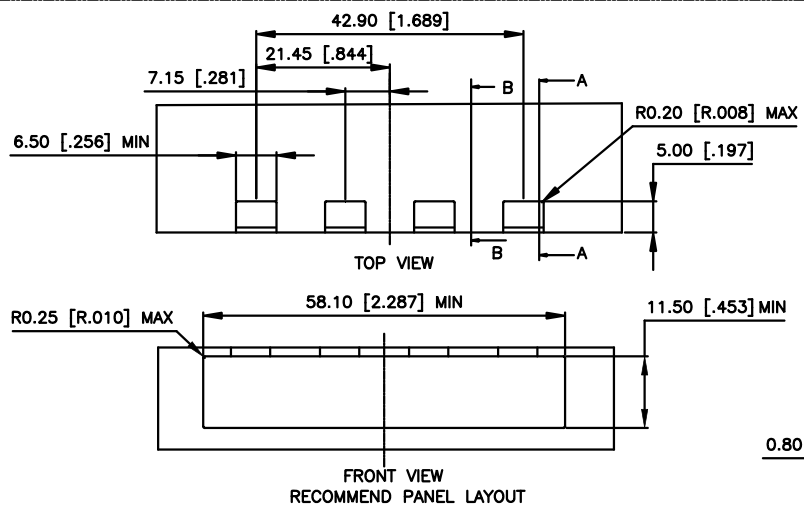
Frequency MHz	Near-End Crosstalk dB, MIN.	Return Loss dB, MIN.	Attenuation dB, MAX.
1.0	65	30	0.1
4.0	65	30	0.1
8.0	64.9	30	0.1
10.0	63	30	0.1
16.0	58.9	30	0.2
20.0	57	30	0.2
25.0	55	30	0.2
31.25	53.1	30	0.2
62.5	47.1	24.1	0.3
100.0	43	20	0.4

- MECHANICAL:**
- SHIELD : STAINLESS STEEL, WITH TIN-DIP ON SOLDER TABS.
 - HOUSING : HIGH TEMP THERMOPLASTIC. UL 94V-0.
 - INSERT : HIGH TEMP THERMOPLASTIC UL 94V-0.
 - PCB : FR-4.
 - CONTACT : PHOSPHOR BRONZE. SELECTIVE GOLD PLATING FOR MATING SURFACE, SEE AMPHENOL PART NUMBER FOR DETAIL. 50u" NICKEL UNDERPLATE 100u" MATTE TIN PLATING ON CONTACT SOLDER TAIL.

- ENVIRONMENTAL:**
- STORAGE : -40° TO +85°.
 - OPERATION : -40° TO +85°.
- MATES WITH MODULAR PLUG CONFORMING TO TIA 1096.
RECOMMENDED SOLDER PROCESS: WAVE SOLDER, PEAK TEMPERATURE 260° FOR 5 SECOND MAXIMUM.

AMPHENOL PART NUMBER: RJE72-488-1XXX
 GOLD PLATING OPTION _____ (SEE BELOW TABLE 1)
 1=6u" [0.15 MICRONS] GOLD PLATING
 2=15u" [0.38 MICRONS] GOLD PLATING
 3=30u" [0.76 MICRONS] GOLD PLATING
 4=50u" [1.27 MICRONS] GOLD PLATING

AMPHENOL P/N:	DIM A	RECOMMEND PCB THICKNESS
RJE724881XX1	3.18 [.125]	2.36 [.093]
RJE724881XX2	2.27 [.089]	1.57 [.062]
RJE724881XX3	2.16 [.085]	1.57 [.062]



UNLESS SPECIFIED OTHERWISE	DRAWN HUGH WANG FEB 22,2012
PRIMARY UNITS MILLIMETERS	CHECKED L.CHAN FEB 22,2012
SECONDARY INCHES	M.E. APP'D
REFERENCE IN PARENTHESES	Q.A. APP'D
GENERAL TOLERANCES FOR MM	DWG APP'D ADRIAN.G FEB 22,2012
1 DECIMAL PLACE ±0.50	ENG. REL. NO.
2 DECIMAL PLACE ±0.30	REF.
3 DECIMAL PLACE ±0.10	THIRD ANGLE PROJECTION
ANGULAR DEGREES ±3°	DO NOT SCALE DRAWING

Amphenol Canada Corp.
www.amphenolcanada.com

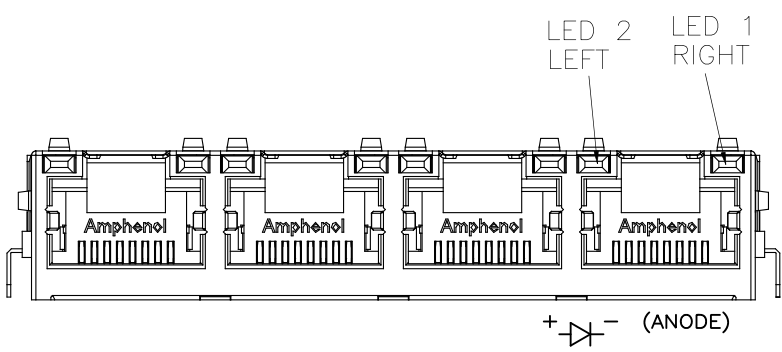
MODULAR JACK, 1X4 PORTS, 8 POSITIONS, 8 CONTACTS, SHIELDED WITH TOP & SIDE TABS, WITH LED, SINK PCB TYPE, TAB UP, CAT5e

DWG NO. P-RJE72-488-1XXX REV E

CODE ID NO. 03554 DWG SIZE: C SCALE: N/A SHEET 1 OF 3

THIS DOCUMENT CONTAINS PROPRIETARY INFORMATION AND SUCH INFORMATION MAY NOT BE DISCLOSED TO OTHERS FOR ANY PURPOSE OR USED FOR MANUFACTURING PURPOSES WITHOUT WRITTEN PERMISSION FROM AMPHENOL CANADA CORP.

REVISIONS			
REV	DESCRIPTION, ECN, EAR NO.	DATE	APP'D



TYPICAL FOR SINGLE & MULTI-PORT

LED SPECIFICATIONS:
 FORWARD VOLTAGE: 2.1 VOLTS TYP.
 REVERSE VOLTAGE: 5.0 VOLTS MIN.
 LUMINOUS INTENSITY: 0.5 mCd MIN.
 (AT If=2mA)
 STORAGE TEMPERATURE: -40° TO 85° C
 LEAD SOLDERING TEMPERATURE: 260° C
 (5 SEC, 1/16" FROM CASE)
 PLATING ON TAILS: TIN OR TIN/COPPER
 ALLOY OVER SILVER

EXAMPLE:
 PART NUMBER RJE72-X88-1XXX

↑ LED COLOR CODE

PRIMARY COLOR FOR BI-COLOR
 LEDS IN STANDARD ANODE/
 CATHODE CONFIGURATION IS:
 RED-GREEN= RED
 RED-YELLOW= RED
 GREEN-YELLOW= GREEN
 GREEN-ORANGE= GREEN

CODE	LED 2 (LEFT)	LED 1 (RIGHT)	CODE	LED 2 (LEFT)	LED 1 (RIGHT)	CODE	LED 2 (LEFT)	LED 1 (RIGHT)
	BLOCKED	BLOCKED	9	GREEN	BLOCKED	J	BiC RD/GR	YELLOW
	YELLOW	GREEN	A	BiC GR/YE	BiC GR/YE	K	YELLOW	BiC GR/OR
	BLOCKED	GREEN	B	BiC RD/GR	BiC RD/GR	L	BiC GR/YE	RED
	YELLOW	BLOCKED	C	BiC RD/GR	BiC GR/YE	M	RED	YELLOW
	GREEN	YELLOW	D	GREEN	BiC GR/YE	P	GREEN	BiC RD/GR
	GREEN	GREEN	E	YELLOW	BiC GR/YE	R	BiC GR/OR	GREEN
	YELLOW	YELLOW	F	BiC GR/YE	YELLOW	T	RED	RED
	RED	GREEN	G	BiC GR/OR	BiC GR/OR	V	BiC RD/GR	GREEN
	GREEN	RED	H	BiC GR/YE	GREEN			

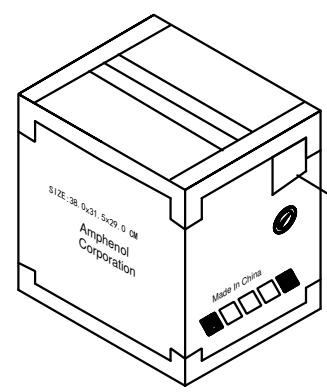
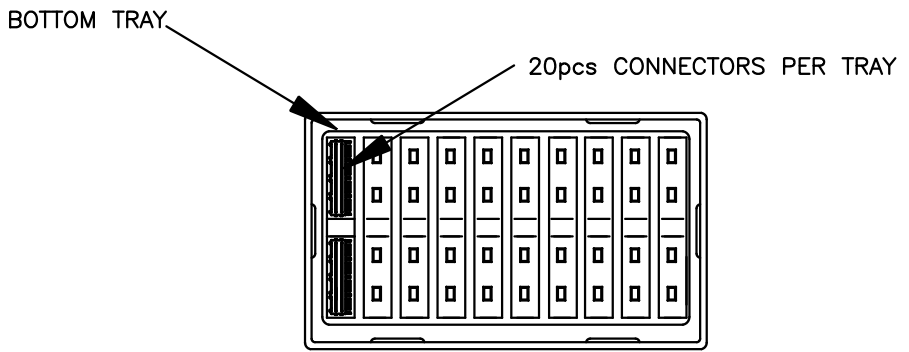
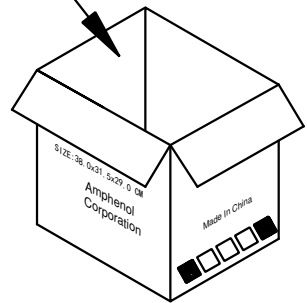
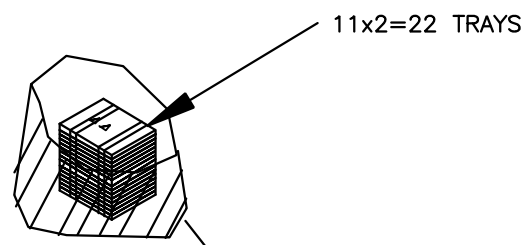
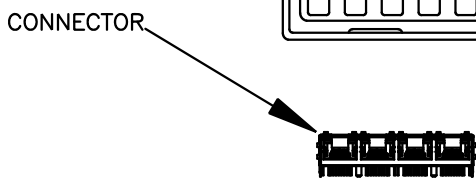
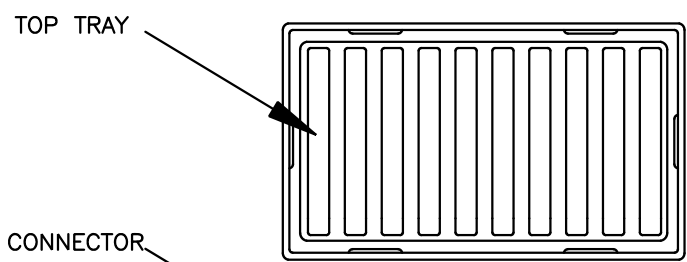
LEGEND
 BiC=BI-COLOR LED
 LOWC=LOW CURRENT LED
 YE=YELLOW
 GR=GREEN
 RD=RED
 OR=ORANGE

NOTE:
 THE TWO DIGITS PRECEDING THE
 ADDITIONAL LED CODE MUST BE
 USED IN THE PART NUMBER, WHEN
 ORDERING ANY OF THE ADDITIONAL
 LED OPTIONS.

UNLESS SPECIFIED OTHERWISE	DRAWN	HUGH WANG	FEB 22.2012
PRIMARY UNITS MILLIMETERS	CHECKED	L.CHAN	FEB 22.2012
SECONDARY INCHES	M.E. APP'D		
REFERENCE IN PARENTHESES	Q.A. APP'D		
GENERAL TOLERANCES FOR MM	DWG APP'D	ADRIAN.G	FEB 22.2012
1 DECIMAL PLACE ±0.50	ENG. REL. NO.		
2 DECIMAL PLACE ±0.30	REF.		
3 DECIMAL PLACE ±0.10	THIRD ANGLE PROJECTION		
ANGULAR DEGREES ±3'	DO NOT SCALE DRAWING		

Amphenol Canada Corp.		REV
www.amphenolcanada.com		E
MODULAR JACK, 1X4 PORTS, 8 POSITIONS, 8 CONTACTS, SHIELDED WITH TOP & SIDE TABS, WITH LED, SINK PCB TYPE, TAB UP, CAT5e		
DWG NO.	P-RJE72-488-1XXX	
CODE ID NO. 03554	DWG SIZE: c	SHEET 2 OF 3

REVISIONS			
REV	DESCRIPTION, ECN, EAR NO.	DATE	APP'D



(P) Customer Part#: RNN46118408	
(1P) Manuf. Part#: RJE72-488-1XXX	
(T) Lot#: XXXXXX	
(11D) Date Code: YYWW	(Q) Qty: XXXX
(V) Supplier Code: 03554	(4L) Made in: CHINA
Product Desc: RoHS RJ45 JACK CAT5e	

SCALE 2:1

- NOTES:
1. FINISHED CONNECTORS (AFTER FINAL INSPECTION) TO BE PACKED INTO CONDUCTIVE HIPS TRAYS, 20 CONNECTORS PER TRAY.
 2. 22 (11X2) TRAYS LOADED WITH 440PCS CONNECTORS TO BE PACKED INTO PE BAG, MUST SEAL PE BAG.
 3. TRAYS & CARTONS MATERIAL MUST BE ABLE TO WITHSTAND IMPACT DURING PRODUCT TRANSPORTATION TO PREVENT ANY DAMAGE TO FINISHED CONNECTORS.
 4. EACH TRAY AND CARTON OF PARTS TO BE LABELLED WITH AMPHENOL CANADA PART NUMBER, DATE CODE, QUANTITY, COUNTRY OF ORIGIN, AND CSA/UL LOGO WHEN APPROVED. THE PART NUMBER AND QUANTITY SHALL BE BOTH HUMAN & BAR CODE READABLE.

UNLESS SPECIFIED OTHERWISE	DRAWN	HUGH WANG	FEB 22, 2012
PRIMARY UNITS MILLIMETERS	CHECKED	L.CHAN	FEB 22, 2012
SECONDARY INCHES	M.E. APP'D		
REFERENCE IN PARENTHESES	Q.A. APP'D		
GENERAL TOLERANCES FOR MM	DWG APP'D	ADRIAN.G	FEB 22, 2012
1 DECIMAL PLACE ±0.50	ENG. REL. NO.		
2 DECIMAL PLACE ±0.30	REF.		
3 DECIMAL PLACE ±0.10	THIRD ANGLE PROJECTION		
ANGULAR DEGREES ±3'	DO NOT SCALE DRAWING		

Amphenol Canada Corp. www.amphenolcanada.com	
MODULAR JACK, 1X4 PORTS, 8 POSITIONS, 8 CONTACTS, SHIELDED WITH TOP & SIDE TABS, WITH LED, SINK PCB TYPE, TAB UP, CAT5e	
DWG NO.	P-RJE72-488-1XXX
CODE ID NO. 03554	DWG SIZE: c
SCALE: N/A	SHEET 3 OF 3

THIS DOCUMENT CONTAINS PROPRIETARY INFORMATION AND SUCH INFORMATION MAY NOT BE DISCLOSED TO OTHERS FOR ANY PURPOSE OR USED FOR MANUFACTURING PURPOSES WITHOUT WRITTEN PERMISSION FROM AMPHENOL CANADA CORP.