

2-1971794-1 ✓ ACTIVE



GRACE INERTIA 2.5

TE Internal #: 2-1971794-1

PCB Latches, Locks & Retainers, TPA (True Position Assurance), 2 Position, .098 in [2.5 mm] Centerline, 1 Row, GRACE INERTIA 2.5

[View on TE.com >](#)

Connectors > PCB Connectors > PCB Connector Accessories > PCB Connector Hardware > PCB Latches, Locks & Retainers



Connector & Contact Retention Accessory Type: **TPA (True Position Assurance)**

Number of Positions: 2

Centerline (Pitch): 2.5 mm [.098 in]

Number of Rows: 1

Operating Temperature Range: -30 – 105 °C [-22 – 221 °F]

Features

Product Type Features

Connector & Contact Retention Accessory Type	TPA (True Position Assurance)
--	-------------------------------

Configuration Features

Number of Positions	2
Number of Rows	1

Body Features

Primary Product Material	PA 66 GF20
Primary Product Color	Black

Housing Features

Centerline (Pitch)	2.5 mm[.098 in]
--------------------	-----------------

Usage Conditions

Operating Temperature Range	-30 – 105 °C[-22 – 221 °F]
-----------------------------	----------------------------

Packaging Features

Packaging Quantity	9600
Packaging Method	Bag



Product Compliance

[For compliance documentation, visit the product page on TE.com>](#)

EU RoHS Directive 2011/65/EU	Compliant
EU ELV Directive 2000/53/EC	Compliant
China RoHS 2 Directive MIIT Order No 32, 2016	No Restricted Materials Above Threshold
EU REACH Regulation (EC) No. 1907/2006	Current ECHA Candidate List: JUNE 2023 (235) Candidate List Declared Against: JUNE 2023 (235) Does not contain REACH SVHC
Halogen Content	Not Low Halogen - contains Br or Cl > 900 ppm.
Solder Process Capability	Not reviewed for solder process capability

Product Compliance Disclaimer

This information is provided based on reasonable inquiry of our suppliers and represents our current actual knowledge based on the information they provided. This information is subject to change. The part numbers that TE has identified as EU RoHS compliant have a maximum concentration of 0.1% by weight in homogenous materials for lead, hexavalent chromium, mercury, PBB, PBDE, DBP, BBP, DEHP, DIBP, and 0.01% for cadmium, or qualify for an exemption to these limits as defined in the Annexes of Directive 2011/65/EU (RoHS2). Finished electrical and electronic equipment products will be CE marked as required by Directive 2011/65/EU. Components may not be CE marked. Additionally, the part numbers that TE has identified as EU ELV compliant have a maximum concentration of 0.1% by weight in homogenous materials for lead, hexavalent chromium, and mercury, and 0.01% for cadmium, or qualify for an exemption to these limits as defined in the Annexes of Directive 2000/53/EC (ELV). Regarding the REACH Regulation, the information TE provides on SVHC in articles for this part number is based on the latest European Chemicals Agency (ECHA) 'Guidance on requirements for substances in articles' posted at this URL: <https://echa.europa.eu/guidance-documents/guidance-on-reach>


Compatible Parts




Also in the Series | [GRACE INERTIA 2.5](#)



Connector Contacts(2)



PCB Headers & Receptacles(138)



PCB Latches, Locks & Retainers(5)



Rectangular Connector Housings(49)



Rectangular Connector Locking(2)



Rectangular Power Connectors(35)



Wire-to-Board Connector Assemblies & Housings(46)



Wire-to-Board Connector Contacts(4)

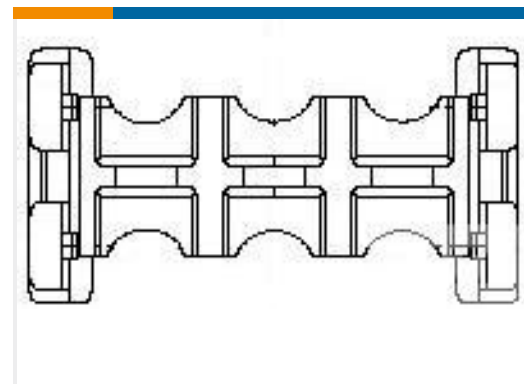
Customers Also Bought




TE Part #1-521295-1
250 P-LOCK HSG MKIII, 4P/3C



TE Part #5-1971794-1
NEW GI CONN2.5 TPA 5P BLACK



TE Part #1871820-1
GIC 3.3 6P DBL LOCK PLATE(2-ROW, M-TYPE)



TE Part #2-1376384-3
5mm B-T-W Conn. 4P HDR ASSEMBL



TE Part #1-2351101-5
5P MONOPLUG 2.5



TE Part #1827395-2
GIC 3.3 REC CONTACT TIN PLATE



TE Part #2-2232701-1
NEW GI CONN2.5 PLUG HSG 2P NC



TE Part #2232981-5
HEADER HOUSING ASSY, EP 2.5 RA, 5 POS.



TE Part #2297438-3
MMF,FREE HANGING,CAP HOUSING



TE Part #2825745-1
RECEPTACLE CLUSTER PIN .090dia

Documents



Product Drawings

NEW GI CONN2.5 TPA 2P BLACK

English

CAD Files

3D PDF

3D

Customer View Model

[ENG_CVM_CVM_2-1971794-1_B.2d_dxf.zip](#)

English

Customer View Model

[ENG_CVM_CVM_2-1971794-1_B.3d_igs.zip](#)

English

Customer View Model

[ENG_CVM_CVM_2-1971794-1_B.3d_stp.zip](#)

English

By downloading the CAD file I accept and agree to the [Terms and Conditions](#) of use.

Product Specifications

Application Specification

English

Product Environmental Compliance

TE Material Declaration

English