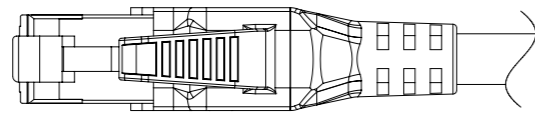
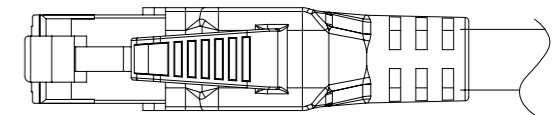


PLUG RJ45 STRAIGHT TO PLUG RJ45 STRAIGHT

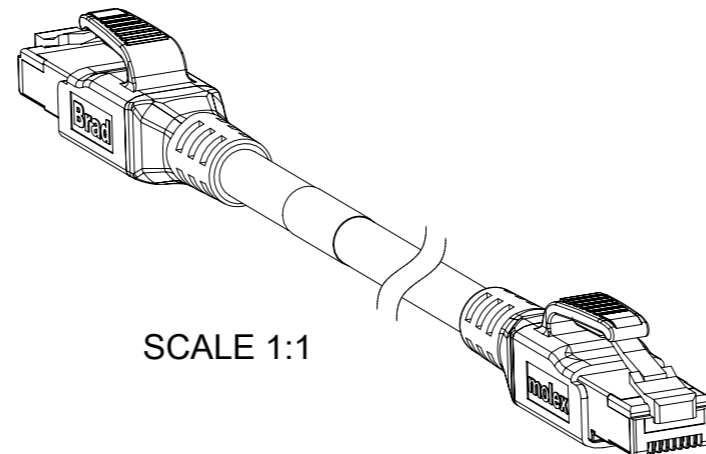
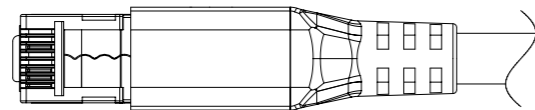
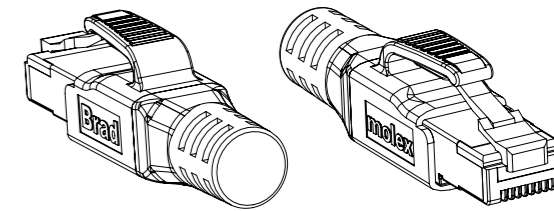
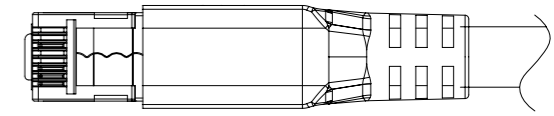
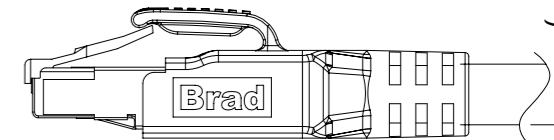
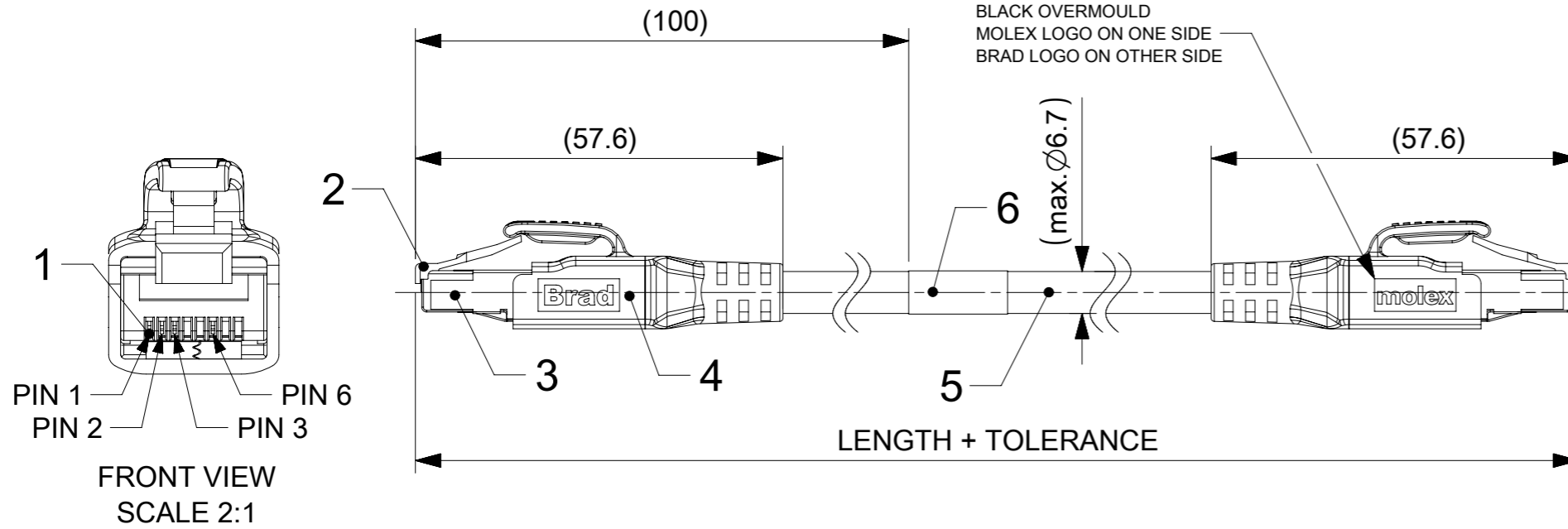
OVERMOLD VIEW FOR CABLES O.D. ≤ 6.7mm



OVERMOLD VIEW FOR CABLES O.D. ≥ 6.7mm



(max. Ø8.5)



NOTES:

- MATERIALS : SEE BOM TABLE
- FINISHES: SEE BOM TABLE
- ELECTRICAL DATA:
MAX. VOLTAGE RATING 60 VDC
MAX. CURRENT PER CONTACT 1.5 A
- ENVIRONMENTAL PARAMETERS FOR CONNECTOR:
STATIC OPERATING TEMP: -40°C to +85°C
INDEX OF PROTECTION RJ45: IP20
- FOR MORE INFORMATION SEE PRODUCT SPECIFICATION 1201080202 PS P00
- TRANSMISSION CHARACTERISTICS ACCORDING TO ISO/IEC 11801 CLASS D CHANNEL

BOM

ITEM	QTY.	DESCRIPTION	MATERIAL	FINISH
1	8 or 16	CONTACT RJ45 MALE	PHOSPHOR BRONZE	SELECTIVE GOLD
2	2	PLUG RJ45 TRANSPARENT	POLYCARBONATE	---
3	2	SHIELD	BRASS	TIN
4	-	OVERMOULDING BLACK	TPU	---
5	-	CABLE	SEE SHEET 2	---
6	1	LABEL	VINYL	---

FUNCTIONAL SYMBOLS	THIS DRAWING CONTAINS INFORMATION THAT IS PROPRIETARY TO MOLEX ELECTRONIC TECHNOLOGIES, LLC AND SHOULD NOT BE USED WITHOUT WRITTEN PERMISSION			
	$\nabla_A = 0$ $\nabla_E = 0$ $\nabla_V = 0$	DIMENSION UNITS: mm SCALE: 1:1 GENERAL TOLERANCES (UNLESS SPECIFIED) ANGULAR TOL ± 1.0° 4 PLACES ± 3 PLACES ± 2 PLACES ± 0.05 1 PLACE ± 0.3 0 PLACES ± 0.5 DRAFT WHERE APPLICABLE MUST REMAIN WITHIN DIMENSIONS		
DIVISIONAL SYMBOLS	THIRD ANGLE PROJECTION 	DRAWING: A3-SIZE SERIES: 120108	DOCUMENT NUMBER: 1201080202 DOC TYPE: PSD DOC PART: 000 REVISION: A1	MATERIAL NUMBER: SEE PART LIST CUSTOMER: GENERAL MARKET SHEET NUMBER: 1 OF 2

NUMERICAL CODE (Available parts see PART LIST table. Other parts available upon request)

OPTIONS

E 6 6 A 0 6 0 1 1 M X X X X

- E=Ethernet
- Heads: 66=Double ended RJ45
- Wiring type
- Heads style: 060=RJ45 Plug STR / RJ45 Plug STR
- Cable type: See cable table
- Units: M=Meter C=Centimeter
- Length Examples: 005=0.5 units 010=1 units 150=15 units
- H= 2 pcs. of I/D Carrier

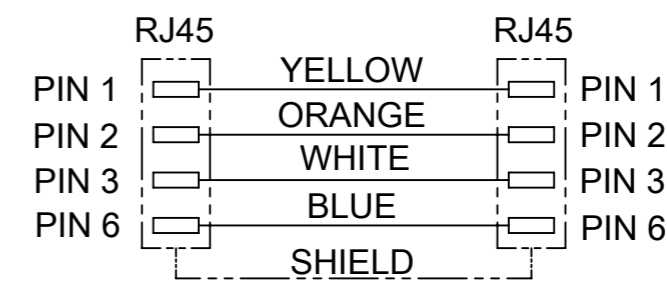
CABLE INFORMATION (for more information see Cable Data Sheet).

CABLE TYPE	CABLE O.D.	APPLICATION	CROSS SECTION	CABLE JACKET	UL	TEMP. RANGE STATIC BENDING RADIUS STATIC	TEMP. RANGE DYNAMIC BENDING RADIUS DYNAMIC	CYCLES	ADDITIONAL INFORMATION
11	6.7mm	PROFINET TYPE C	22AWG	PUR GREEN	STYLE 20236	-20°C to +60°C / min.5xO.D.	-20°C to +60°C / min.15xO.D.	about 2M	-

PART LIST

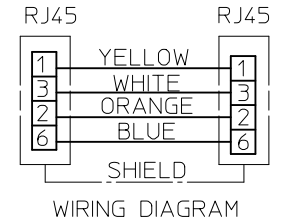
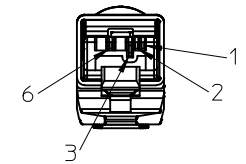
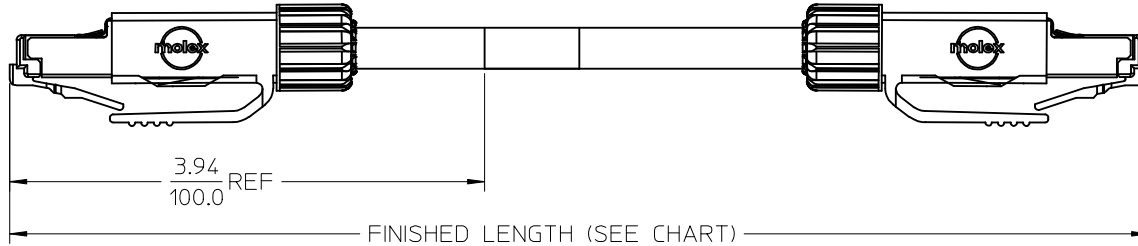
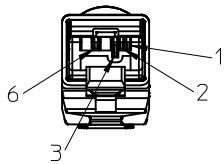
Part No.	Engineering No.	Cable Length
1201080207	E66A06011M005	0.5m
1201080267	E66A06011M010	1m
1201080202	E66A06011M020	2m
1201080269	E66A06011M030	3m
1201080270	E66A06011M040	4m
1201080271	E66A06011M050	5m
1201080272	E66A06011M060	6m
1201088128	E66A06011M070	7m
1201088129	E66A06011M090	9m
1201080273	E66A06011M100	10m
1201088112	E66A06011M120	12m
1201080274	E66A06011M150	15m
1201080275	E66A06011M200	20m
1201080276	E66A06011M250	25m
1201080277	E66A06011M300	30m
1201088113	E66A06011M400	40m
1201080278	E66A06011M500	50m
1201088114	E66A06011M600	60m
1201088119	E66A06011C650	65m
1201088248	E66A06011M700	70m
1201088115	E66A06011M800	80m
1201088197	E66A06011M900	90m
1201088280	E66A06011M010H	1m
1201088265	E66A06011M020H	2m
1201088281	E66A06011M030H	3m

WIRING DIAGRAM FOR CABLE TYPE 11



CABLE LENGTH TOLERANCES	
LENGTH	TOLERANCE
0m-1m	+40 mm
>1m-5m	+60 mm
>5m-10m	+80 mm
>10m-20m	+140 mm
>20m-30m	+160 mm
>30m	+1% length

FUNCTIONAL SYMBOLS	THIS DRAWING CONTAINS INFORMATION THAT IS PROPRIETARY TO MOLEX ELECTRONIC TECHNOLOGIES, LLC AND SHOULD NOT BE USED WITHOUT WRITTEN PERMISSION	
△/A = 0	DIMENSION UNITS: mm	SCALE: 1:1
△/E = 0	CURRENT REV DESC: ADD CABLE11; REMOVE CABLE12 AND CABLE16	
△/V = 0	GENERAL TOLERANCES (UNLESS SPECIFIED)	
DIVISIONAL SYMBOLS	ANGULAR TOL ± 1.0°	EC NO: 703089
	4 PLACES ±	DRWN: MBLOESER 2022/03/14
	3 PLACES ±	CHK'D: RSILLER 2022/05/16
	2 PLACES ± 0.05	APPR: RSILLER 2022/05/16
	1 PLACE ± 0.3	INITIAL REVISION:
	0 PLACES ± 0.5	DRWN: JMARSZALEK 2016/02/08
	DRAFT WHERE APPLICABLE MUST REMAIN WITHIN DIMENSIONS	APPR: RSILLER 2021/12/21
	THIRD ANGLE PROJECTION	DRAWING: A3-SIZE
	SERIES: 120108	MATERIAL NUMBER: SEE PART LIST
	CUSTOMER: GENERAL MARKET	DOCUMENT NUMBER: 1201080202
	SHEET NUMBER: 2 OF 2	DOC TYPE: PSD
		DOC PART: 000
		REVISION: A1



NOTES:

- 1) MATERIAL: SEE TABLE
- 2) FINISHES: SEE TABLE
- 3) CABLE: #22/4 SHIELDED PUR
- 4) ELECTRICAL DATA: ACCORDING TO CAT5e ETHERNET STANDARD
MAX. VOLTAGE: 30V
MAX. CURRENT 1.5A
- 5) ENVIRONMENTAL: PROTECTION IP67
TEMPERATURE RANGE: -20°C TO 60°C
- 6) WRAP LABEL IS MARKED WITH P/N, DATE CODE, VOLTAGE & AMPERAGE.
- 7) ASSEMBLY IS RoHS COMPLIANT.

ADDITIONAL CABLE PARAMETERS

PHYSICAL CHARACTERISTICS:	
CONDUCTOR PAIR SIZE	#22 (7 X #30) BARE COPPER ALLOY
WIRE CROSS SECTION	0.34mm ² (NOM.)
INSULATION TYPE	POLYOLEFIN INSULATION
FOIL SHIELD	PLASTIC/ALUMINIUM FOIL WITH FOIL OUT
BRAID SHIELD	TINNED COPPER BRAID WITH MIN. 85% COVERAGE
OUTSIDE DIAMETER	Ø 6.7mm (.264")
JACKET INSULATION	GREEN PUR
PROFINET CABLE STYLE	TYPE C

ENVIRONMENTAL CHARACTERISTICS:	
FLAME RESISTANCE	FT1 APPROVED
AGENCY CERTIFICATIONS	UL AND CSA
OPERATION TEMPERATURE	-20°C TO 60°C
STORAGE TEMPERATURE	-40°C TO 80°C
HALOGEN FREE	IEC 60754-1
SILICONE FREE	YES
CFC-FREE	YES

MECHANICAL CHARACTERISTICS FOR C-TRACK APPLICATIONS:	
MIN. BENDING RADIUS	15xCABLE DIAMETER
OPERATING WAY	5M OF TRAVEL
SPEED	200M/Min.
MAX. C-TRACK CYCLES	5 MILLION
ACCELERATION	MAX. 2m/s
WELD SLAG RESISTANCE	NO TEST RESULTS AVAILABLE

IMPRINT: X N X 2x2xAWG22/7-9H(ST)C11Y INDUSTRIAL ETHERNET
PROFINET TYP C E48408 cULus AWM STYLE 20236
AWM I/II A/B 80°C 30 V FT1

1	LABEL	PLASTIC FILM	BLACK/YELLOW
2	RJ45 PLUG	N/A	BLACK
1	ETHERNET CABLE-CAT5E	PUR JACKET	GREEN
QTY.	DESCRIPTION	MATERIAL	FINISH

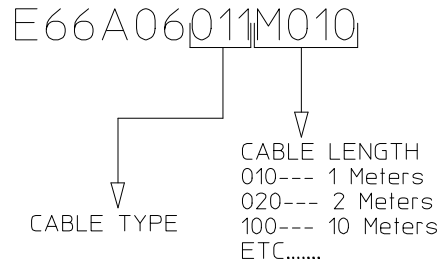
ADDED PART NO. TABLE	DESCRIPTION	QUALITY SYMBOLS
EC NO: IPG2015-2010	DRW:GUSTAFSON 2015/05/22	▽=0
CHKD:BARDEN 2015/07/16	APPR:WOODMAN 2015/06/09	▽=0
REV		

GENERAL TOLERANCES (UNLESS SPECIFIED)	
	mm INCH
4 PLACES	± --- ± ---
3 PLACES	± --- ± .005
2 PLACES	± 0.13 ± .010
1 PLACE	± 0.25 ± .020
ANGULAR ±1/2°	
DRAFT WHERE APPLICABLE MUST REMAIN WITHIN DIMENSIONS	

DIMENSION STYLE	
IN/MM	
DRAWN BY	DATE
BRUPERT	2011/11/28
CHECKED BY	DATE
APPROVED BY	DATE
JFMURPHY	2012/04/17
MATERIAL NO.	
SEE CHART	
SIZE	
B	

SCALE	DESIGN UNITS	THIRD ANGLE PROJECTION
1:50	INCH	☉
TITLE		
ENET MMJ RJ45/RJ45		
APPROVED BY		
JFMURPHY 2012/04/17		
MATERIAL NO.		
SEE CHART		
DOCUMENT NO.		SHEET NO.
SD-120108-044		1 OF 2

MATERIAL NO.	ENGINEERING NO.
1201088119	E66A06011C650
1201080207	E66A06011M005
1201080267	E66A06011M010
1201080202	E66A06011M020
1201080269	E66A06011M030
1201080270	E66A06011M040
1201080271	E66A06011M050
1201080272	E66A06011M060
1201080128	E66A06011M070
1201080129	E66A06011M090
1201080273	E66A06011M100
1201088112	E66A06011M120
1201080274	E66A06011M150
1201080275	E66A06011M200
1201080276	E66A06011M250
1201080277	E66A06011M300
1201088113	E66A06011M400
1201080278	E66A06011M500
1201088114	E66A06011M600
1201088248	E66A06011M700
1201088115	E66A06011M800
1201088197	E66A06011M900



ADDED PART NO. TABLE EC NO: IFC2015-2010 DRAWN: GUSTAFSON 2015/05/22 CHKD: BARDEN 2015/07/16 APPR: BWOODMAN 2015/06/09	QUALITY SYMBOLS	GENERAL TOLERANCES (UNLESS SPECIFIED)	DIMENSION STYLE IN/MM	SCALE 1:50	DESIGN UNITS INCH	THIRD ANGLE PROJECTION	
	▽=0 ▽=0	mm INCH	DRAWN BY DATE BRUPERT 2011/11/28	TITLE ENET MMJ RJ45/RJ45			
		4 PLACES ± --- ± ---	CHECKED BY DATE				
		3 PLACES ± --- ± .005	APPROVED BY DATE JFMURPHY 2012/04/17				
		2 PLACES ± 0.13 ± .010	MATERIAL NO.				DOCUMENT NO. SD-120108-044
	1 PLACE ± 0.25 ± .020	SEE CHART					
	0 PLACE ± --- ± ---	ANGULAR ± 1/2° DRAFT WHERE APPLICABLE MUST REMAIN WITHIN DIMENSIONS	THIS DRAWING CONTAINS INFORMATION THAT IS PROPRIETARY TO MOLEX INCORPORATED AND SHOULD NOT BE USED WITHOUT WRITTEN PERMISSION				