

WPD 113 1X185+1X150/8X35 RD**Weidmüller Interface GmbH & Co. KG**

Klingenbergstraße 26

D-32758 Detmold

Germany

www.weidmueller.com**Power feed-in**

Our wide range of W-Series terminal blocks with our WPD main line branch terminals, which are optimised to guarantee both convenience and space gains, ensures a secure and convenient connection at the power feed-in.

General ordering data

Version	W-Series, Distribution block, Rated cross-section: 185 mm ² , Screw connection
Order No.	2730350000
Type	WPD 113 1X185+1X150/8X35 RD
GTIN (EAN)	4064675034988
Qty.	1 pc(s).

Creation date January 10, 2022 8:04:50 PM CET

Catalogue status 17.12.2021 / We reserve the right to make technical changes.

WPD 113 1X185+1X150/8X35 RD
Weidmüller Interface GmbH & Co. KG

Klingenbergstraße 26

D-32758 Detmold

Germany

www.weidmueller.com

Technical data
Dimensions and weights

Depth	80.3 mm	Depth (inches)	3.161 inch
Height	126.3 mm	Height (inches)	4.972 inch
Width	62.6 mm	Width (inches)	2.465 inch
Net weight	740 g		

Temperatures

Storage temperature	-25 °C...55 °C	Continuous operating temp., min.	-50 °C
Continuous operating temp., max.	130 °C		

Material data

Material	Wemid	Colour	red
UL 94 flammability rating	V-0		

System specifications

Version	Screw connection	End cover plate required	No
Number of potentials	1	Number of levels	1
Number of clamping points per level	10	Rail	TS 35, Mounting plate
N-function	No	PE function	No
PEN function	No		

Additional technical data

Open sides	closed	Snap-on	Yes
Type of mounting	Snap-on, Direct mounting		

Conductors for clamping (rated connection)

Connection direction	on side	Number of connections	10
Type of connection	Screw connection		

General

Number of poles	1	Rail	TS 35, Mounting plate
Standards	IEC 60947-7-1		

Rating data

Rated cross-section	185 mm ²	Rated voltage	1,000 V
Rated AC voltage	1,000 V	Rated DC voltage	1,500 V DC
Rated current	353 A	Standards	IEC 60947-7-1
Rated impulse withstand voltage	8 kV	Pollution severity	3
Surge voltage category	III		

Classifications

ETIM 6.0	EC000897	ETIM 7.0	EC000897
ETIM 8.0	EC000897	ECLASS 9.0	27-14-11-20
ECLASS 9.1	27-14-11-20	ECLASS 10.0	27-14-11-20
ECLASS 11.0	27-14-11-20		

Creation date January 10, 2022 8:04:50 PM CET

Catalogue status 17.12.2021 / We reserve the right to make technical changes.

Data sheet**WPD 113 1X185+1X150/8X35 RD****Weidmüller Interface GmbH & Co. KG**
Klingenbergstraße 26
D-32758 Detmold
Germanywww.weidmueller.com**Technical data****Approvals**

Approvals

**Downloads**Approval/Certificate/Document of
Conformity[VDE Certificate](#)
[DNV Certificate](#)

Catalogues

[Catalogues in PDF-format](#)

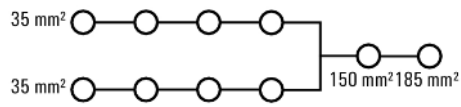
Data sheet

WPD 113 1X185+1X150/8X35 RD

Weidmüller Interface GmbH & Co. KG
Klingenbergstraße 26
D-32758 Detmold
Germany

www.weidmueller.com

Drawings



Power distribution

Screw connection

W-Series

WPD 113 1X185+1X150/8X35 GY



Width / Height / Depth	mm
max. current / max. conductor	A/mm ²
max. clamping range	mm ²

Technical data

Rated data	
Rated voltage	V
Rated current	A
for wire cross-section	185 mm ² mm ²
Rated impulse withstand voltage / Pollution severity	
Overvoltage category / UL 94 flammability rating	
Approvals	
Clamped conductors (H05V/H07V)	
Solid / Stranded	150 mm ² mm ²
	35 mm ² mm ²
Flexible with ferrule	150 mm ² mm ²
	35 mm ² mm ²
Stripping length / Blade size	185 mm/- mm/-
	150 mm/- mm/-
	35 mm ² mm/-
Tightening torque	Nm
Note	

Ordering data

Version	
	grey
	blue
	red
	black
Note	

Accessories

End bracket	
	dark beige
	dark beige
Screwdriver	
	SET

WPD 113

185 mm²


62.6 / 80.3 / 126.3	
353 / 185	
2.5...185	

IEC 60947-7-1 (Cu), UL 1059 (Cu+Al)

IEC	UL	CSA	EN 60079-7
1000	1000	1000	
353	310	310	
185	350 kcmil	350 kcmil	
	8 kV / 3		
	III / V-0		



Rated connection

70...150 / 70...150
4...35 / 4...35
50...120 / 50...120
2.5...25
33 / M16
28 / M16
16 / M8
siehe Anhang am Kapitelende









Type	Qty.	Order No.
WPD 1X185+1X150/8X35 GY	1	2603740000
WPD 1X185+1X150/8X35 BL	1	2603750000
WPD 1X185+1X150/8X35 RD	1	2730350000
WPD 1X185+1X150/8X35 BK	1	2730360000


Type	Qty.	Order No.
WEW 35/2	100	1061200000
AEB 35 SC/1	50	1991920000
SDK PZ2 X 100	1	2749450000
SK WSD-S 1,5-10,0	1	9008850000











Conductor connection data according to IEC 60947-7-1





Input	connection point A		connection point B	
	Copper		Copper	
				
185 mm ²	25 Nm	25 Nm	25 Nm	25 Nm
150 mm ²				
120 mm ²				
95 mm ²				
70 mm ²				
50 mm ²				
Stripping lengths	33 mm		28 mm	
Allen screw	M16		M16	

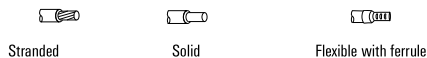
Output	connection point 1-8	
	Copper	
		
35 mm ²	6 Nm	6 Nm
25 mm ²		
16 mm ²		
10 mm ²		
6 mm ²		
4 mm ²		
2.5 mm ²		
Stripping lengths	16 mm	
Allen screw	M8	



UL Rating data according to UL 1059

Certificate no. (UR)	XCFR2.E60693							
	connection point A				connection point B			
Input (line)	Copper		Aluminium		Copper		Aluminium	
								
350 kcmil	249.6 Lb In.	249.6 Lb In.	398.3 Lb In.	398.3 Lb In.	249.6 Lb In.	249.6 Lb In.	398.3 Lb In.	398.3 Lb In.
300 kcmil								
250 kcmil								
AWG 4/0								
AWG 3/0								
AWG 2/0								
AWG 1/0								
max. current	310 A	285 A	250 A	230 A	285 A	255 A	230 A	205 A
Voltage size B,C (UR)	1000 V				1000 V			

Output	connection point 1 / 2 / 3 / 4 / 5 / 6 / 7 / 8				
	Copper		Aluminium		
					
AWG 2	124.8 Lb In.	124.8 Lb In.	124.8 Lb In.	124.8 Lb In.	
AWG 3					
AWG 4					
AWG 6					
AWG 8					
AWG 10					
AWG 12					
AWG 14					
max. current	115 A	100 A	90 A	75 A	
Voltage size B,C (UR)	1000 V				



B

