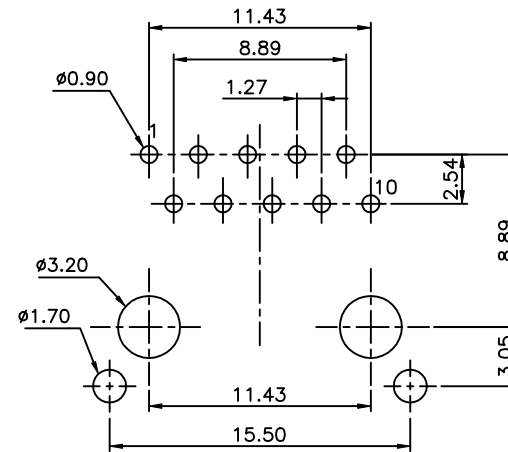
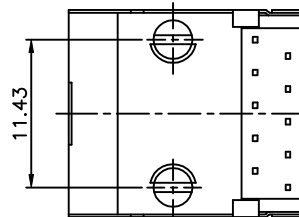
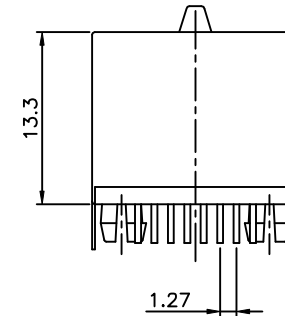
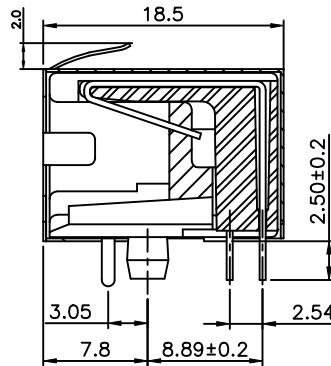
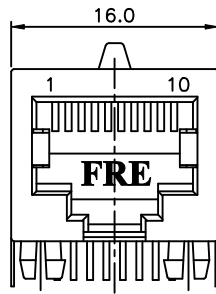


REVISION RECORD				
REV	ECO	DESCRIPTION	DRFT	CHKD



PC Board Layout Component Side Shown

NOTES:

ELECTRICAL:

- VOLTAGE RATING : 125 VAC RMS.
- CURRENT RATING : 1.5 AMP.
- CONTACT RESISTANCE : 40 MILLIOHMS MAX.
- INSULATION RESISTANCE: 1000 MEGOHMS MIN @ 500 VDC.
- DIELECTRIC STRENGTH : 1000 VAC RMS 60Hz, 1MIN.

MECHANICAL:

- HOUSING MATERIAL : FR52 UL9V-0
HOUSING COLOR : BLACK
- CONTACT MATERIAL : PHOSPHOR BRONZE t=0.35mm.
- PLATING : GOLD PLATING OVER NICKEL.
- OPERATING LIFE : 750 CYCLES MIN.
- PCB RETENTION PRE-SOLDER : 1 LB MIN.
- PCB RETENTION POST-SOLDER: 10 LBS MIN.

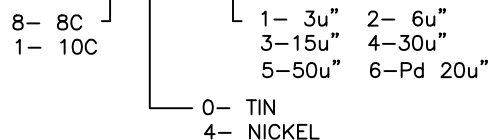
ENVIRONMENTAL:

- STORAGE : -40°C TO +85°C.
- OPERATION: 0°C TO 70°C.
- WAVE SOLDER TEMPERATURE: 255°C-265°C.(5-10 SECONDS)

MATES WITH MODULAR PLUG CONFORMING TO FCC PART 68, SUBPART F.

CUL FILE NO. E163191

ROHS PART NUMBER: E560X-X1034X-L



MM (INCH)		DFTO JAMYIN	DATE 01/10/06	FULL RISE ELECTRONIC CO., LTD	
TOLERANCES EXCEPT AS NOTED		CHKD JAMY	DATE 2006/1/11		
DETACHED LISTS	MM	MFO	DATE	TITLE 17.6 SIDE ENTRY PCB JACK 10P	
	.0 ± 0.2	APPV LUSHENG	DATE 2006/1/11		
	.00 ± 0.15	MATERIAL :		DRAWING NO. GE563074-LA /PART NO. SEE NOTE	
	.000 ± 0.075				
ANGLES ± 0.5				SIZE A3	REV 0
THIRD ANGLE PROJECTION		FINISH :		DO NOT SCALE DRAWING 1:1 SHEET X OF Y	
		SCALE : 2.5 : 1			