



ADURA
LED SOLUTIONS

SPECIFICATIONS

Module Part Number	5.5" (12526-A), 11" (12525-A), 22" (12524-A), 44" (12523-A)
Ordering Code	see product specification
Number of LEDs	5.5" (22 LEDs), 11" (33 LEDs), 22" (66 LEDs), 44" (132 LEDs)
LED Configuration	5.5" (2p11s), 11" (3p11s), 22" (6p11s), 44" (12p11s)
Type of LEDs	2835
CCT / CRI Options	2700K, 3000K, 3500K, 4000K, 5000K, 5700K, 6500K / 70+, 80+, 90+
Operating Current (IF)	See detail specification
Typical Input Voltage (Vdc)	32V (Typical)
Board Shape	Linear



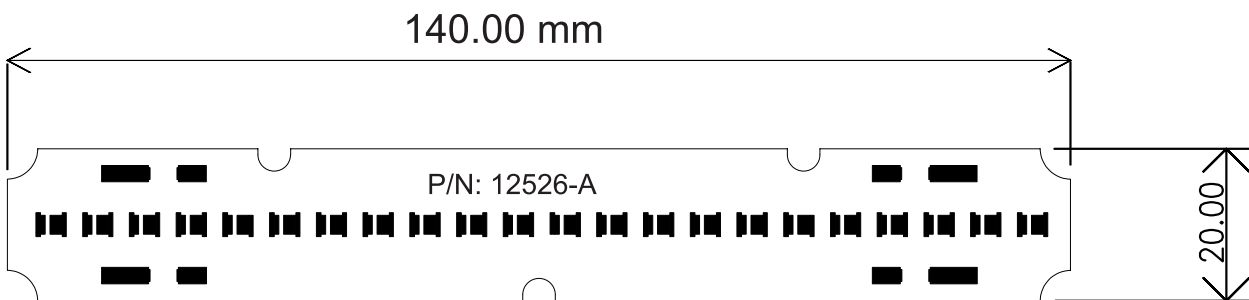
PRODUCT FEATURES

- ✓ Linear 5.5, 11, 22, 44 inches
- ✓ High Efficiency Linear Modules, Up to 200 LPW
- ✓ High performance 2835 Packaged LEDs
- ✓ Excellent thermal management using Metal Core MCPCB for maximum heat dissipation
- ✓ Tight LED pitch to eliminate pixilation, no complex lens or optics required
- ✓ 3 Step MacAdam binning
- ✓ Wide CCT ranging from 2700K – 6500K
- ✓ CRI options of 70+, 80+, 90+
- ✓ Enables simple fixture design and upgrades.
- ✓ End to End mounting for long linear applications
- ✓ Input and Output Poke-in connector for easy wiring
- ✓ LM-80 LEDs
- ✓ Long life-time:>50,000 hours
- ✓ UL Recognized PCB and Componenets
- ✓ Made-in-California, ADURA manufacturing - UL approved facility

APPLICATIONS

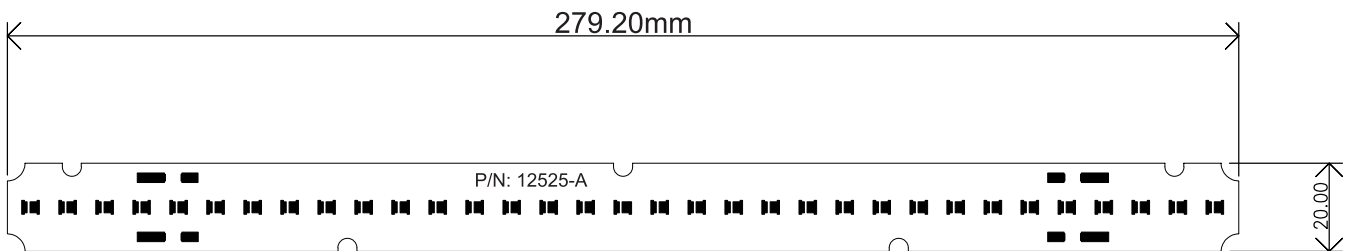
- Linear Lighting
- Troffer
- High Bay
- Continuous Lighting
- Indoor Lighting,
- Office Lighting
- Retail Lighting
- Indoor Architectural Lighting

ADURA Ordering Code	Typical Wattage (W)	Operating Current		Typical Input Voltage (vdc)	CCT (Kelvin)	CRI	Typical Lumen (lm)	Typical Lumens Per Watt (LPW)	Dimensions Inch(mm)
		Operating Current (mA)	MAX Current (mA)						
12526-A-278-2835	3.3	112.5	225	31	2700K	80	521	156.2	140 x 20 mm (5.5 x 0.787 inches)
	4.9	150	225	32	2700K		723	148.5	
	7.5	225	225	33	2700K		1011	134.4	
12526-A-308-2835	3.3	112.5	225	31	3000K	80	538	161.1	
	4.9	150	225	32	3000K		746	153.2	
	7.5	225	225	33	3000K		1044	138.8	
12526-A-358-2835	3.3	112.5	225	31	3500K	80	546	163.6	
	4.9	150	225	32	3500K		757	155.6	
	7.5	225	225	33	3500K		1061	141.0	
12526-A-408-2835	3.3	112.5	225	31	4000K	80	568	170.0	
	4.9	150	225	32	4000K		787	161.7	
	7.5	225	225	33	4000K		1101	146.3	
12526-A-508-2835	3.3	112.5	225	31	5000K	80	576	172.5	
	4.9	150	225	32	5000K		799	164.1	
	7.5	225	225	33	5000K		1117	148.5	
12526-A-658-2835	3.3	112.5	225	31	6500K	80	568	170.0	
	4.9	150	225	32	6500K		787	161.7	
	7.5	225	225	33	6500K		1101	146.3	
12526-A-279-2835	3.3	112.5	225	31	2700K	90	436	130.5	
	4.9	150	225	32	2700K		604	124.1	
	7.5	225	225	33	2700K		627	79.8	
12526-A-309-2835	3.3	112.5	225	31	3000K	90	474	141.9	
	4.9	150	225	32	3000K		657	134.9	
	7.5	225	225	33	3000K		919	122.1	
12526-A-359-2835	3.3	112.5	225	31	3500K	90	470	140.9	
	4.9	150	225	32	3500K		650	133.6	
	7.5	225	225	33	3500K		911	121.1	
12526-A-409-2835	3.3	112.5	225	31	4000K	90	482	144.3	
	4.9	150	225	32	4000K		668	137.3	
	7.5	225	225	33	4000K		936	124.3	
12526-A-509-2835	3.3	112.5	225	31	5000K	90	490	146.8	
	4.9	150	225	32	5000K		680	139.7	
	7.5	225	225	33	5000K		950	126.3	
12526-A-659-2835	3.3	112.5	225	31	6500K	90	482	144.3	
	4.9	150	225	32	6500K		668	137.3	
	7.5	225	225	33	6500K		936	124.3	



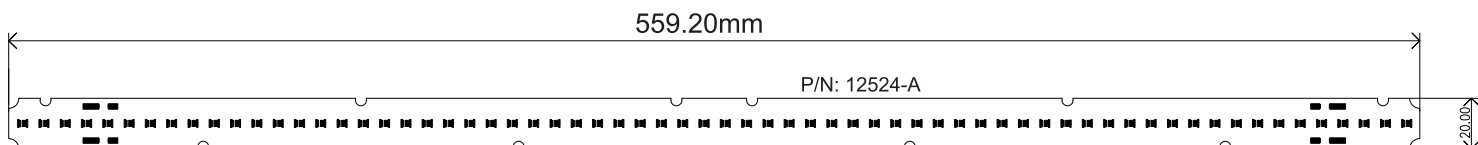


ADURA Ordering Code	Typical Wattage (W)	Operating Current		Typical Input Voltage (vdc)	CCT (Kelvin)	CRI	Typical Lumen (lm)	Typical Lumens Per Watt (LPW)	Dimensions Inch(mm)
		Operating Current (mA)	MAX Current (mA)						
12525-A-278-2835	6.7	225	450	31	2700K	80	1043	156.2	279.2 x 20 mm (11.0 x 0.787 inches)
	9.7	300	450	32	2700K		1445	148.5	
	15.0	450	450	33	2700K		2023	134.4	
12525-A-308-2835	6.7	225	450	31	3000K	80	1076	161.1	
	9.7	300	450	32	3000K		1492	153.2	
	15.0	450	450	33	3000K		2089	138.8	
12525-A-358-2835	6.7	225	450	31	3500K	80	1092	163.6	
	9.7	300	450	32	3500K		1515	155.6	
	15.0	450	450	33	3500K		2122	141.0	
12525-A-408-2835	6.7	225	450	31	4000K	80	1135	170.0	
	9.7	300	450	32	4000K		1574	161.7	
	15.0	450	450	33	4000K		2201	146.3	
12525-A-508-2835	6.7	225	450	31	5000K	80	1152	172.5	
	9.7	300	450	32	5000K		1597	164.1	
	15.0	450	450	33	5000K		2234	148.5	
12525-A-658-2835	6.7	225	450	31	6500K	80	1135	170.0	
	9.7	300	450	32	6500K		1574	161.7	
	15.0	450	450	33	6500K		2201	146.3	
12525-A-279-2835	6.7	225	450	31	2700K	90	871	130.5	
	9.7	300	450	32	2700K		1208	124.1	
	15.0	450	450	33	2700K		1254	79.8	
12525-A-309-2835	6.7	225	450	31	3000K	90	947	141.9	
	9.7	300	450	32	3000K		1313	134.9	
	15.0	450	450	33	3000K		1838	122.1	
12525-A-359-2835	6.7	225	450	31	3500K	90	941	140.9	
	9.7	300	450	32	3500K		1300	133.6	
	15.0	450	450	33	3500K		1822	121.1	
12525-A-409-2835	6.7	225	450	31	4000K	90	964	144.3	
	9.7	300	450	32	4000K		1337	137.3	
	15.0	450	450	33	4000K		1871	124.3	
12525-A-509-2835	6.7	225	450	31	5000K	90	980	146.8	
	9.7	300	450	32	5000K		1360	139.7	
	15.0	450	450	33	5000K		1901	126.3	
12525-A-659-2835	6.7	225	450	31	6500K	90	964	144.3	
	9.7	300	450	32	6500K		1337	137.3	
	15.0	450	450	33	6500K		1871	124.3	



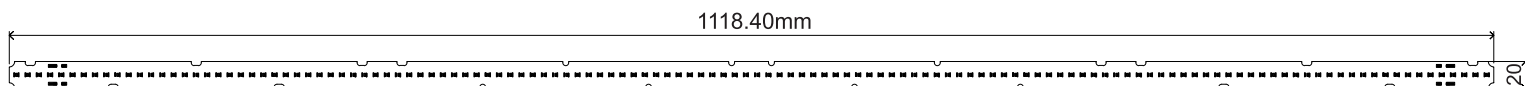


ADURA Ordering Code	Typical Wattage (W)	Operating Current		Typical Input Voltage (vdc)	CCT (Kelvin)	CRI	Typical Lumen (lm)	Typical Lumens Per Watt (LPW)	Dimensions Inch(mm)
		Operating Current (mA)	MAX Current (mA)						
12524-A-278-2835	13.4	450	900	31	2700K	80	2086	156.2	559.2 x 20 mm (22.0 x 0.787 inches)
	19.5	600	900	32	2700K		2891	148.5	
	30.1	900	900	33	2700K		4046	134.4	
12524-A-308-2835	13.4	450	900	31	3000K	80	2152	161.1	
	19.5	600	900	32	3000K		2983	153.2	
	30.1	900	900	33	3000K		4178	138.8	
12524-A-358-2835	13.4	450	900	31	3500K	80	2185	163.6	
	19.5	600	900	32	3500K		3029	155.6	
	30.1	900	900	33	3500K		4244	141.0	
12524-A-408-2835	13.4	450	900	31	4000K	80	2270	170.0	
	19.5	600	900	32	4000K		3148	161.7	
	30.1	900	900	33	4000K		4402	146.3	
12524-A-508-2835	13.4	450	900	31	5000K	80	2303	172.5	
	19.5	600	900	32	5000K		3194	164.1	
	30.1	900	900	33	5000K		4468	148.5	
12524-A-658-2835	13.4	450	900	31	6500K	80	2270	170.0	
	19.5	600	900	32	6500K		3148	161.7	
	30.1	900	900	33	6500K		4402	146.3	
12524-A-279-2835	13.4	450	900	31	2700K	90	1742	130.5	
	19.5	600	900	32	2700K		2416	124.1	
	30.1	900	900	33	2700K		2508	83.0	
12524-A-309-2835	13.4	450	900	31	3000K	90	1894	141.9	
	19.5	600	900	32	3000K		2627	134.9	
	30.1	900	900	33	3000K		3676	122.1	
12524-A-359-2835	13.4	450	900	31	3500K	90	1881	140.9	
	19.5	600	900	32	3500K		2600	133.6	
	30.1	900	900	33	3500K		3643	121.1	
12524-A-409-2835	13.4	450	900	31	4000K	90	1927	144.3	
	19.5	600	900	32	4000K		2673	137.3	
	30.1	900	900	33	4000K		3742	124.3	
12524-A-509-2835	13.4	450	900	31	5000K	90	1960	146.8	
	19.5	600	900	32	5000K		2719	139.7	
	30.1	900	900	33	5000K		3802	126.3	
12524-A-659-2835	13.4	450	900	31	6500K	90	1927	144.3	
	19.5	600	900	32	6500K		2673	137.3	
	30.1	900	900	33	6500K		3742	124.3	





ADURA Ordering Code	Typical Wattage (W)	Operating Current		Typical Input Voltage (vdc)	CCT (Kelvin)	CRI	Typical Lumen (lm)	Typical Lumens Per Watt (LPW)	Dimensions Inch(mm)
		Operating Current (mA)	MAX Current (mA)						
12523-A-278-2835	26.7	900	1800	31.79	2700K	80	4171	156.2	1118.4 x 20 mm (44.0 x 0.787 inches)
	38.9	1200	1800	32.45	2700K		5782	148.5	
	60.2	1800	1800	33.44	2700K		8092	134.4	
12523-A-308-2835	26.7	900	1800	31.79	3000K	80	4303	161.1	
	38.9	1200	1800	32.45	3000K		5966	153.2	
	60.2	1800	1800	33.44	3000K		8356	138.8	
12523-A-358-2835	26.7	900	1800	31.79	3500K	80	4369	163.6	
	38.9	1200	1800	32.45	3500K		6059	155.6	
	60.2	1800	1800	33.44	3500K		8488	141.0	
12523-A-408-2835	26.7	900	1800	31.79	4000K	80	4541	170.0	
	38.9	1200	1800	32.45	4000K		6296	161.7	
	60.2	1800	1800	33.44	4000K		8804	146.3	
12523-A-508-2835	26.7	900	1800	31.79	5000K	80	4607	172.5	
	38.9	1200	1800	32.45	5000K		6389	164.1	
	60.2	1800	1800	33.44	5000K		8936	148.5	
12523-A-658-2835	26.7	900	1800	31.79	6500K	80	4541	170.0	
	38.9	1200	1800	32.45	6500K		6296	161.7	
	60.2	1800	1800	33.44	6500K		8804	146.3	
12523-A-279-2835	26.7	900	1800	31.79	2700K	90	3485	130.5	
	38.9	1200	1800	32.45	2700K		4831	124.1	
	60.2	1800	1800	33.44	2700K		5016	83.0	
12523-A-309-2835	26.7	900	1800	31.79	3000K	90	3788	141.9	
	38.9	1200	1800	32.45	3000K		5254	134.9	
	60.2	1800	1800	33.44	3000K		7352	122.1	
12523-A-359-2835	26.7	900	1800	31.79	3500K	90	3762	140.9	
	38.9	1200	1800	32.45	3500K		5201	133.6	
	60.2	1800	1800	33.44	3500K		7286	121.1	
12523-A-409-2835	26.7	900	1800	31.79	4000K	90	3854	144.3	
	38.9	1200	1800	32.45	4000K		5346	137.3	
	60.2	1800	1800	33.44	4000K		7484	124.3	
12523-A-509-2835	26.7	900	1800	31.79	5000K	90	3920	146.8	
	38.9	1200	1800	32.45	5000K		5438	139.7	
	60.2	1800	1800	33.44	5000K		7603	126.3	
12523-A-659-2835	26.7	900	1800	31.79	6500K	90	3854	144.3	
	38.9	1200	1800	32.45	6500K		5346	137.3	
	60.2	1800	1800	33.44	6500K		7484	124.3	



P/N: 12523-A

Notes:

- Boards Tested at Ts = 25 °C
- Forward voltage Tolerances: ± 0.2V
- Luminous Flux Tolerances: ± 0.5%
- Color Rendering Index Tolerance (Ra): ± 2
- Color Rendering Index Tolerance (R9): ± 4
- Incorrect wiring may damage the LED module.
- All data is related to the entire module. Data reflects standard mean values.
- Actual data may differ depending on Variance in the LED and manufacturing process.
- Performance values were taken at steady state.
- Instant-ON measurement may be higher
- Exceeding maximum rating may damage the LED Light engine and cause potential safety hazard
- Elevated operating temperatures can damage the board, LEDs and life in terms of lumen output.