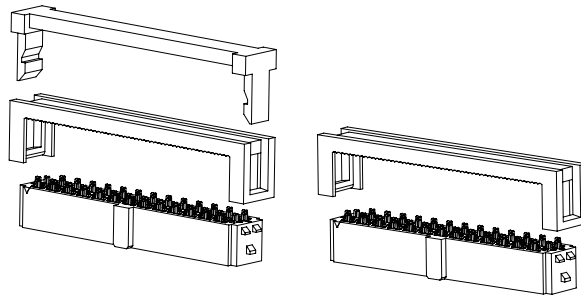




.050" [1.27 mm] Contact Centers, IDC Sockets, .100" [2.54 mm] Row Spacing Insulation Displacement With or Without Strain Relief - SFH Series Mates with SBH41 series (See opposite page)

SPECIFICATIONS

- Centered Polarizing Key
- Operating Temperature: -40°C to +105°C
- UL Flammability Rating: 94V-0
- Contact Resistance: 30 Megohms Max.
- Current Rating: 1 Amp
- Dielectric Withstanding: 500 VAC
- Insulation Resistance: 1000 Megohms



PART NUMBER OPTIONS

SFH41 - P P P B - D 10 - ID - BK

SERIES

- SFH41 = IDC Socket Without Strain Relief, .050" [1.27 mm] Contact Centers by .100" [2.54 mm] Row Spacing
- SFH413 = IDC Socket With Strain Relief, .050" [1.27 mm] Contact Centers by .100" [2.54 mm] Row Spacing

INSULATOR MATERIAL

P = PBT

CONTACT MATERIAL

P = Phosphor Bronze

CONTACT FINISH - RoHS Compliant

P = Gold Flash Overall

E = .000100" Pure Tin, Matte, Overall

V = Gold Flash on Contact Surface, Nickel on Termination

COLOR

BK = Black

TERMINATION TYPE

ID = Insulation Displacement

NUMBER OF CONTACT POSITIONS

05, 08, 10, 13, 15, 17, 20, 25, 30, 34, 40, 50

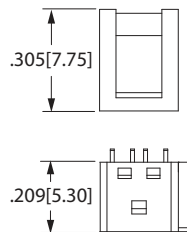
NUMBER OF ROWS

D = Dual Row

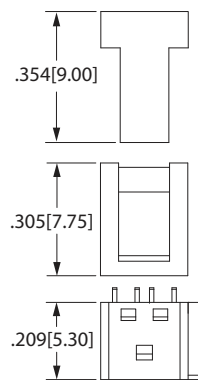
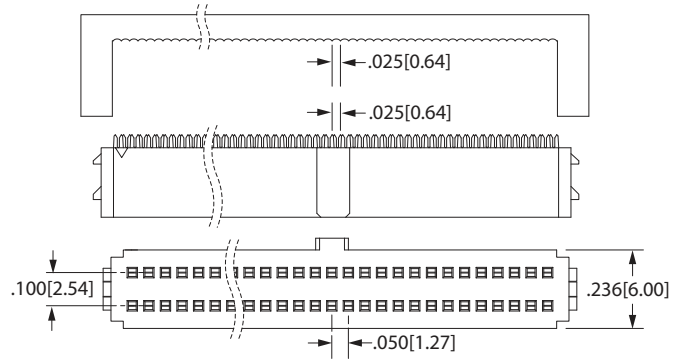
CONTACT CENTERS

B = .050" [1.27 mm]

DIMENSIONS For complete drawings, go to www.sullinscorp.com or e-mail techsupport@sullinscorp.com Dimensions in [] are in millimeters, all others are in inches.



INSULATION DISPLACEMENT (ID) without Strain Relief
Requires SFH41
Example P/N: SFH41-PPPB-D20-ID-BK



INSULATION DISPLACEMENT (ID) with Strain Relief
Requires SFH413
Example P/N: SFH413-PPPB-D20-ID-BK

