


JSD0903



Electrical Characteristics (UL/CSA STD. 248-14)

Testing current	Blow Time	
	Minimum	Maximum
100%	4 hrs.	N/A
135%	N/A	1 hr
200%	3 sec	20 sec
500%	100 msec	1.5 sec
1000%	30 msec	300 msec

Approvals



Safety Agency Approvals	Type	Amp range / Volt @ I.R. ability
Recognized File No. E20624	2JS/3JS	100mA - 7A / 350V AC@ 100A 100mA - 7A / 125V AC@ 10,000A 100mA - 7A / 140V DC@ 150A
Acceptance File No. LR39772	2JS/3JS	100mA - 7A / 350V AC@ 100A 100mA - 7A / 125V AC@ 10,000A
File No. JET1037-31003-1001, JET1037-31003-1003	2JS/3JS	1A - 5A / 125V AC@ 500A
File No. JET1037-31003-1002	2JS	>5A - 15A / 125V AC@ 300A

Operating Temperature

-55°C to +125°C

Physical Specification

Materials

Glass body / Nickel Plated Brass Caps

LeadWire:

Tin-lead plated Copper, Diameter 0.032"

Option

With Heat Shrink Tubing (VW-1) over body

Marking

On fuse:

"bel", "JS", "Current Rating", "350V"
"Appropriate Safety Logos"

On label:

Above info plus "CE"; Interrupting Rating & Type
"2JS" or "3JS"

Packaging

1. In bulk:

2JS - 2,000 pcs; 3JS - 500 pcs per box

2. On Axial Tape & Reel: 1,500 pcs per reel

3. Tape & Reel specification:

per EIA-296-E & IEC 286-1

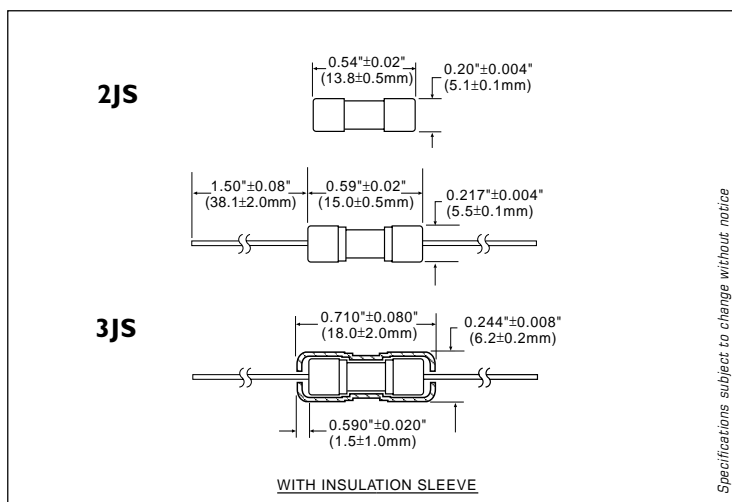
@ 10mm Pitch and 52.4mm inside Tape Spacing

Catalog Number	Ampere Rating	Typical Cold Resistance (ohm)	Volt-drop @100% I _n (Volt) max.	Melting I ² T < 10 mSec (A ² Sec)	Melting I ² T @10 I _n (A ² Sec)	Maximum Power Dissipation (W)
JS 100	100mA	11.00	1.55	0.068	0.088	0.22
JS 125	125mA	7.62	1.35	0.107	0.138	0.245
JS 150	150mA	5.28	1.17	0.167	0.216	0.273
JS 200	200mA	3.66	1.02	0.26	0.34	0.303
JS 250	250mA	2.54	0.89	0.41	0.53	0.338
JS 300	300mA	1.76	0.77	0.64	0.83	0.376
JS 350	350mA	1.46	0.72	0.80	1.03	0.40
JS 400	400mA	1.22	0.67	0.99	1.29	0.42
JS 500	500mA	0.84	0.59	1.55	2.03	0.47
JS 750	750mA	0.487	0.48	3.04	3.97	0.55
JS 1	1A	0.281	0.387	5.93	7.76	0.64
JS 1.25	1.25A	0.195	0.337	9.3	12.2	0.71
JS 1.5	1.5A	0.135	0.293	14.5	19.0	0.80
JS 2	2A	0.094	0.255	22.6	29.8	0.89
JS 2.5	2.5A	0.065	0.222	35.3	46.6	0.99
JS 3	3A	0.045	0.194	55.2	72.9	1.10
JS 3.5	3.5A	0.037	0.181	69	91	1.16
JS 4	4A	0.031	0.168	86	114	1.22
JS 5	5A	0.022	0.147	135	179	1.4
JS 6	6A	0.015	0.128	211	279	1.5
JS 7	7A	0.012	0.119	263	350	1.6

Consult manufacturer for other ratings

*2JS are cartridge fuses
3JS are pigtail fuses

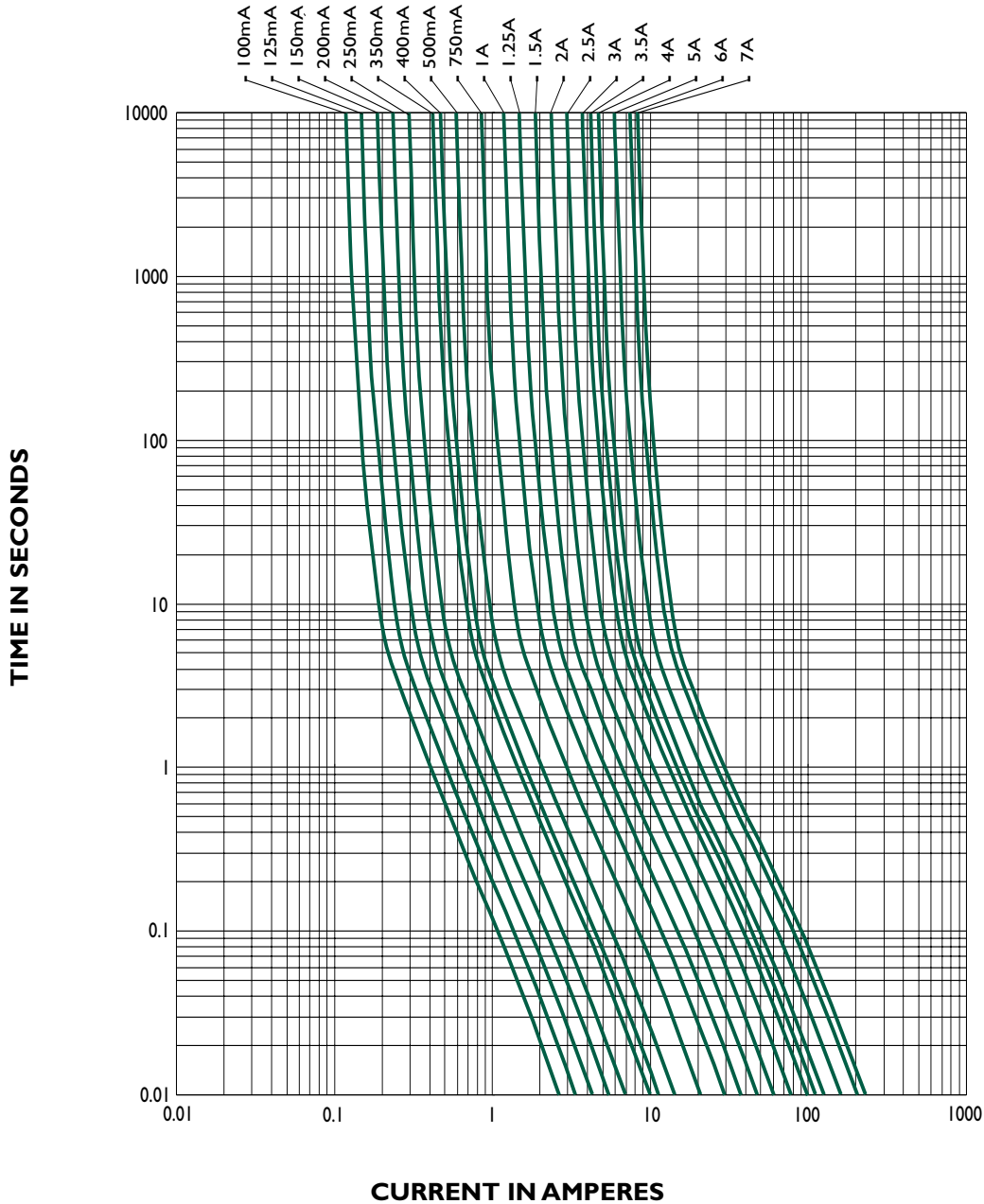
Mechanical Dimensions



Specifications subject to change without notice

ORDERING INFORMATION SEE PAGES 67 & 68

2JS / 3JS - TIME CURRENT CHARACTERISTIC CURVE



Specifications subject to change without notice

NOTE - see important information under "User Guide" on P.08

Corporate Office

Bel Fuse Inc.
 206 Van Vorst Street, Jersey City, NJ 07302
 Tel: 201-432-0463
 Fax: 201-432-9542
 E-Mail: belfuse@belfuse.com
 Website: www.belfuse.com

Far East Office

Bel Fuse Ltd.
 8F/8 Luk Hop Street
 San Po Kong
 Kowloon, Hong Kong
 Tel: 852-2328-5515
 Fax: 852-2352-3706

European Office

Bel Fuse Europe Ltd.
 Preston Technology Management Centre
 Marsh Lane, Preston PR1 8UD
 Lancashire, U.K
 Tel: 44-1772-556601
 Fax: 44-1772-888366