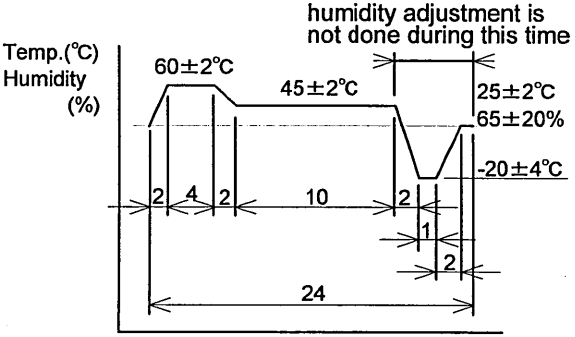
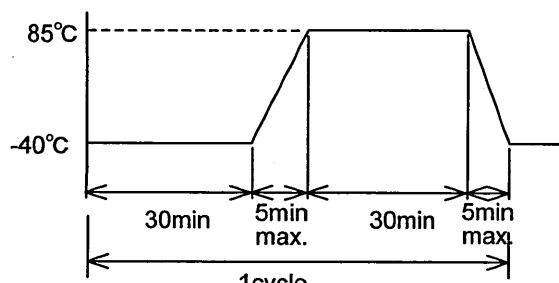
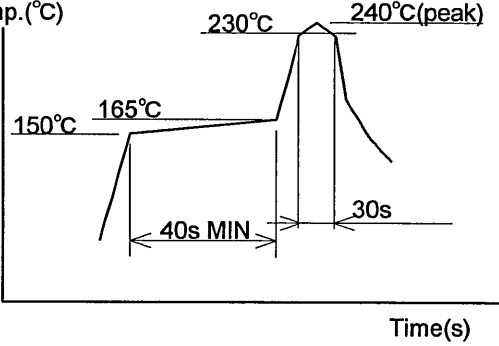


JAPAN AVIATION ELECTRONICS IND., LTD. CONNECTOR DIVISION 日本航空電子工業株式会社 コネクタ事業部 THIS SPECIFICATION TABLE CANNOT BE REPRODUCED WITHOUT WRITTEN CONSENT OF JAE. この製品規格表は日本航空電子工業株式会社の 許可のない限り複写を禁じます。			SPECIFICATION TABLE 製品規格表			Connector Specification No. JACS-1680-E	
						Connector Series Name 品名 SF7W008S1A etc.	
						Applicable Drawing No. 製品図面 SJ036169 etc.	
						TK C	
Rev. 版数	Date 発行日	DCN No	Drawn by 担当	Checked by 査閲	Approved by 承認		
1	5.Jul.2002	—	M.SHIMADA	A.NATORI	K.SUZUKI		
2	7.Jul.2004	055247	M.SHIMADA	<i>A. Natori</i>	<i>K. Suzuki</i>		
Standard data 定格							
Current			10 μ A~1A				
Operating Temperature and Humidity			Temperature : -30°C~+75°C Relative humidity : 85% or less				
Storage Temperature and Humidity			Temperature : -40°C~+85°C Relative humidity : 85% or less				
NOTE.1 Conformity card is according to GSM11.11. NOTE.2 Safekeeping condition is prescribed in a state without a card.							
Item		Procedure 試験方法			Requirement 規定		
MECHANICAL 機械的性能							
Construction, Dimension		_____			To conform to applicable drawing.		
Method of material's finish		_____			To conform to applicable drawing.		
Durability		5,000 cycles			After test satisfy the electrical requirements.		
Vibration I		JIS C 5402 6.1 (exclude following condition) Frequency : 10~500Hz Amplitude : 1.5mm or Acceleration : 98.1m/s ² 15min/1cycle, 3axes 2h per axis(total 6h).			During test Discontinuity : 0.1 μ s max during the test. After test Satisfy the electrical requirements.		
Vibration II		JIS C 5402 6.1 (exclude following condition) Frequency : 33.3Hz Acceleration : 43.2m/s ² 3axes 3h per axis (total 9h).			No mechanical damage. No breakage, lack, crack and other abnormality at soldered part.		
Shock		JIS C 5402 6.2 (exclude following condition) Acceleration : 490m/s ² Sweep time : 11ms 3axes 2direction per axis. 2times per direction (total 12times).					

Item	Procedure 試験方法	Requirement 規定									
ELECTRICAL 電気的性能											
Contact resistance	JIS C 5402 5.3 Voltage descent method Test current : 10mA Open voltage : 20mV	<table style="width: 100%; border: none;"> <tr> <td style="width: 30%;"></td> <td style="text-align: center;">Initial</td> <td style="text-align: center;">After test</td> </tr> <tr> <td>Signal contact :</td> <td style="text-align: center;">50mΩ max</td> <td style="text-align: center;">100 mΩ max</td> </tr> <tr> <td>Switch contact :</td> <td style="text-align: center;">200 mΩ max</td> <td style="text-align: center;">1Ω max</td> </tr> </table>		Initial	After test	Signal contact :	50mΩ max	100 mΩ max	Switch contact :	200 mΩ max	1Ω max
	Initial	After test									
Signal contact :	50mΩ max	100 mΩ max									
Switch contact :	200 mΩ max	1Ω max									
Insulation voltage	JIS C 5402 5.2 Apply following voltage between adjacent contacts. Applied voltage Signal contact : DC500V Switch contact : DC100V	Initial : 1,000MΩ min After test : 100MΩ min									
Withstanding voltage	JIS C 5402 5.1 Apply following voltage between adjacent contacts for 1minute. Applied voltage : Signal contact : AC500Vr.m.s Switch contact : AC100Vr.m.s	No destruction electric discharge									
ENVIRONMENTAL 環境的性能											
Dry cold	Test temperature : -40°C Test period : 240h Recovery : 1~2h in normal temperature and normal humidity	After test satisfy the electrical requirements. No mechanical damage.									
Dry heat	Test temperature : +85°C Test period : 240h Recovery : 1~2h in normal temperature and normal humidity										
Moisture resistance	<p style="text-align: center;">humidity adjustment is not done during this time</p>  <p style="text-align: center;">Time(s)</p> <p>Cycle : 5cycle Recovery : 1~2h in normal temperature and normal humidity</p>										
Thermal shock	<p>JIS C 5402 7.2</p>  <p style="text-align: center;">1cycle</p> <p>Cycle : 10cycle Recovery : 1~2h in normal temperature and normal humidity</p>										

Item	Procedure 試験方法	Requirement 規定
Accelerated damp heat	JIS C 5402 7.3 (exclude following condition) Test temperature : 60±2°C Test humidity : 90~95%RH Test period : 240h Recovery : 1~2h in normal temperature and normal humidity	After test satisfy the electrical requirements. No mechanical damage.
Salt mist	JIS C 5402 7.1 Salt solution : 5% Test temperature : 35°C Test period : 48h Connector is measured after washed in water	
Solder-heat Resistance (reflow)	 <p style="text-align: center;">Temp.(°C)</p> <p style="text-align: center;">Time(s)</p> <p>Cycle : 2times</p>	No deformation and damage to be problem on use.
Manual soldering resistance	Temperature of the iron tip : 350°C Test time : 5s No pressure to terminals by solder iron. No contact of solder to housing.	
Solderbility	JIS C 5402 7.11 Dip in solder bath of 230°C during 5s	Terminals shall be covered on more than 95% area dipped by solder.