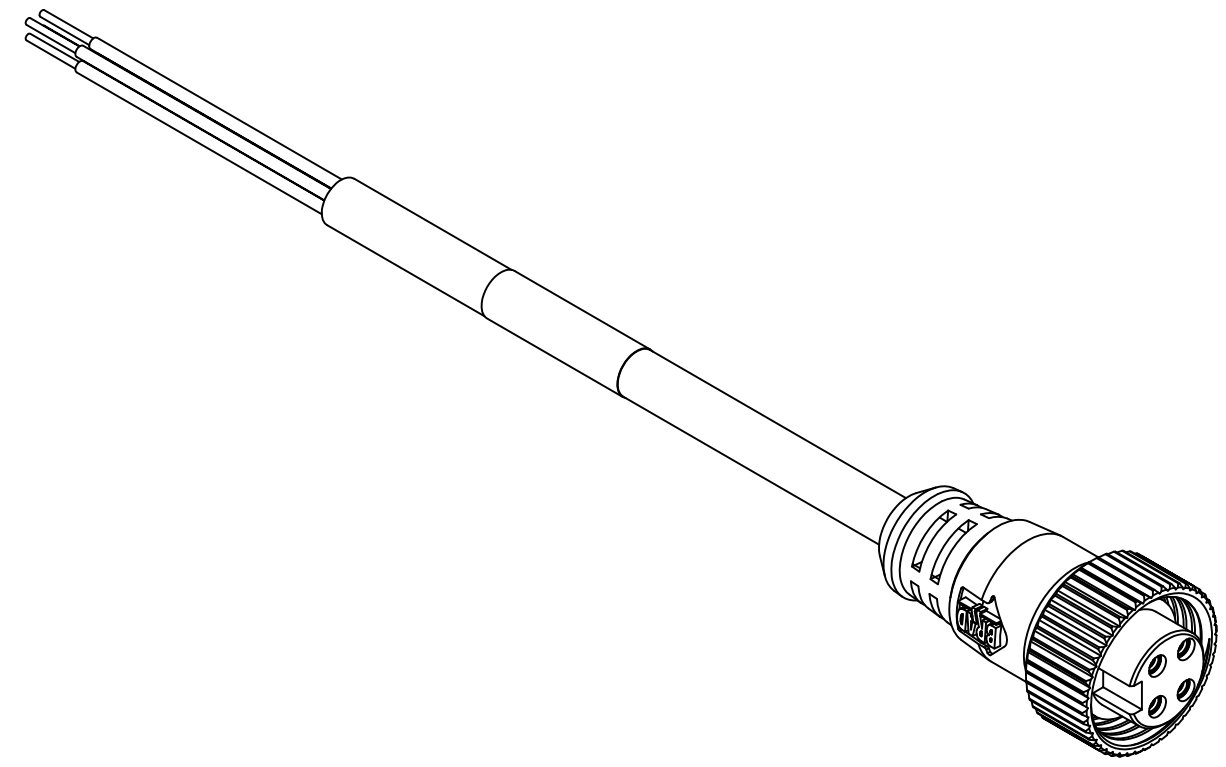
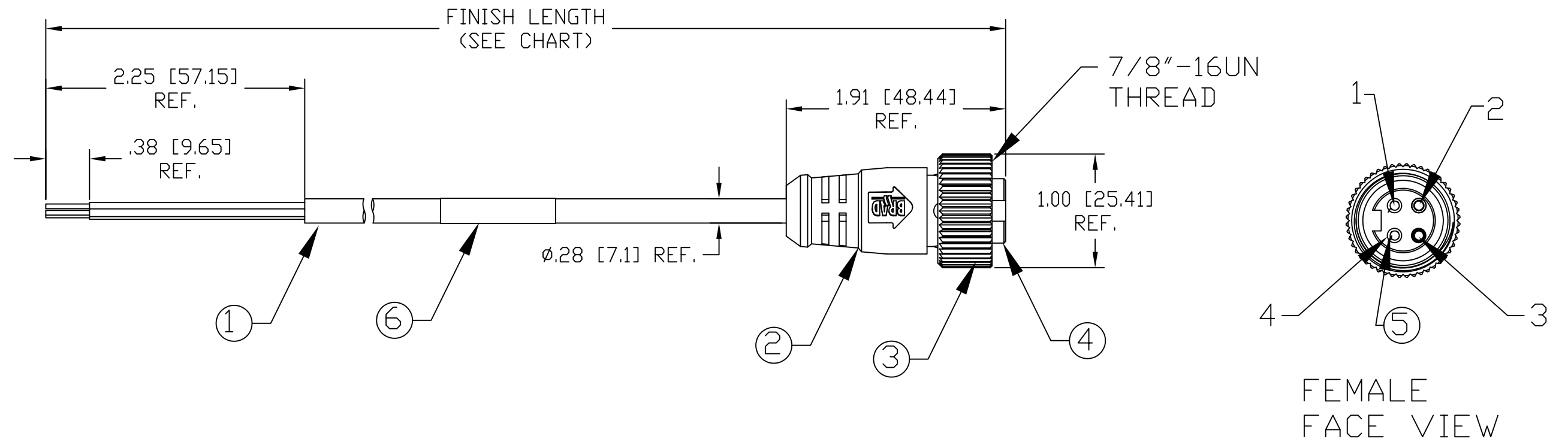


13	12	11	10	9	8	7	6	5	4	3	2	1
PART NUMBER	ENGINEERING NUMBER	FINISH LENGTH										
1300060812	104000A03F030	3.00' +1.75" -0 [.9M +44.5 -0]										
1300060813	104000A03F060	6.00' +2.19" -0 [1.8M +55.6 -0]										
1300060816	104000A03F120	12.00' +3.50" -0 [3.7M +88.9 -0]										
1300060820	104000A03F150	15.00' +6.50" -0 [4.6M +165.1 -0]										
1300060821	104000A03F200	20.00' +6.50" -0 [6.1M +165.1 -0]										



NOTE

- 1) MATERIAL: SEE TABLE
- 2) FINISHES: SEE TABLE
- 3) WRAP LABEL IS MARKED WITH P/N, DATE CODE, VOLTAGE & AMPERAGE
- 4) MATES WITH: MINI CHANGE, 4 POLE RECEPTACLE
- 5) ELECTRICAL DATA:
 INLINE CORDSET
 FEMALE A-SIZE WITH FLYING LEADS
 18AWG UNSHIELDED
 POLES: 4
 MAX. VOLTAGE: 300V
 MAX. CURRENT 7A
 PROTECTION IP67
 TEMPERATURE RANGE: -20°C TO 105°C
- 6) PACKAGING:
 CABLE ASSEMBLIES ARE BAGGED SEPERATELY
 IN POLY BAGS WITH BAR CODE LABEL ATTACHED
 TO OUTSIDE OF BAG.
- 7) ASSEMBLY IS RoHS COMPLIANT.
- 8) CERTIFICATION
 CSA CERTIFIED, FILE NO. LR6837



P1

1	RED WITH BLACK
2	RED WITH WHITE
3	RED
4	GREEN-GND

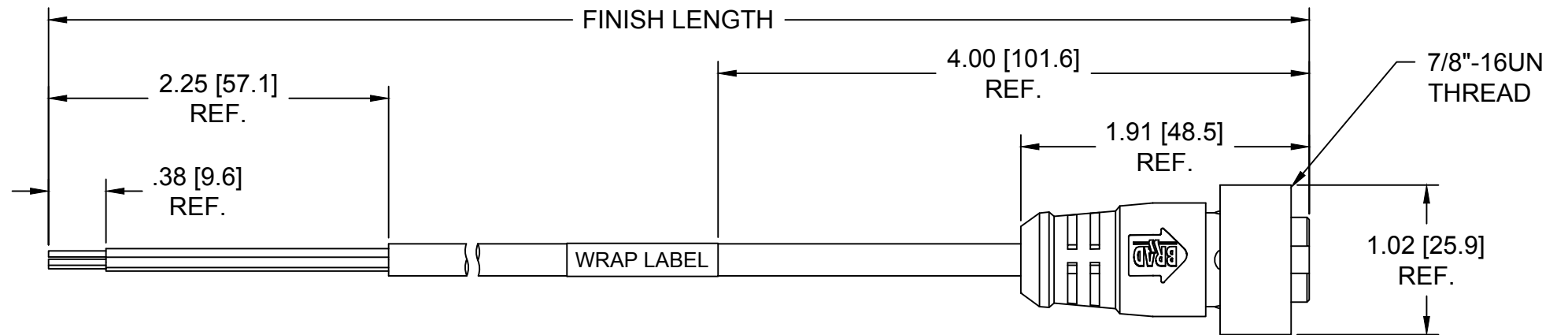
WIRING DIAGRAM

ITEM	QTY.	DESCRIPTION	MATERIAL	FINISH
6	1	LABEL	PLASTIC FILM	BLACK/YELLOW
5	4	CONTACT SOCKET	COPPER ALLOY	GOLD PLATED
4	1	INSERT	PVC	YELLOW
3	1	COUPLING NUT	ZINC DIE CAST	BLACK E-COATED
2	1	OVERMOLD	PVC	YELLOW
1	1	CABLE, 18AWG-4	PVC	YELLOW

RELEASE EC NO: WNA2010-0397 DRWN: BWOODMAN2009/12/28 CH'KD: LHARTMAN APPR: JFMURPHY 2010/01/05	DESCRIPTION REV	QUALITY SYMBOL $\nabla = 0$ $\sphericalangle = 0$	GENERAL TOLERANCES (UNLESS SPECIFIED)		DIMENSION STYLE IN/MM		SCALE 1:1	DESIGN UNITS INCH	THIRD ANGLE PROJECTION			
		4 PLACES ±--- ±--- 3 PLACES ±--- ±.005 2 PLACES ±0.13 ±.010 1 PLACE ±0.25 ±.020		DRAWN BY DATE CHECKED BY DATE LHARTMAN 2009/12/29 APPROVED BY DATE JFMURPHY 2010/01/05		TITLE MINI CHANGE ASSEMBLY 4-POLE FEMALE ST 18/4 AWG PVC AUTO		MOLEX INCORPORATED		SHEET NO. 1 OF 1		
		ANGULAR ±1/2° DRAFT WHERE APPLICABLE MUST REMAIN WITHIN DIMENSIONS		MATERIAL NO. SEE CHART		DOCUMENT NO. SD-130006-028		THIS DRAWING CONTAINS INFORMATION THAT IS PROPRIETARY TO MOLEX INCORPORATED AND SHOULD NOT BE USED WITHOUT WRITTEN PERMISSION				
		SIZE C										

FACE VIEW-FEMALE INSERT

1 BROWN 2 BLUE	1 GREEN 2 RED/BLK 3 RED/WHT	1 RED/BLK 2 RED/WHT 3 RED 4 GREEN	1 RED/WHT 2 RED 3 GREEN 4 RED/YEL 5 RED/BLK



10X000A03XXXXX

POLES	LENGTH	COUPLING NUT
2	M010 - 1 METER	1 - SS STR.
3	M100 - 10 METER	2 - N-M
4	F060 - 6 FEET	3 - NB
5	F600 - 60 FEET	8 - SS HEX BLANK - ZINC STR.

SPECIFICATIONS

MATERIALS:

COUPLING NUT: SEE CHART
 CONTACTS: COPPER ALLOY, GOLD PLATED
 INSERT: PVC, YELLOW
 OVERMOLD: PVC, YELLOW
 CABLE: 18AWG YELLOW PVC, 2-5 CONDUCTORS DEPENDENT ON POLE COUNT

ELECTRICAL:

CURRENT RATING: 10A (2P & 3P), 7A (4P), 5.6A (5P)
 VOLTAGE: 300V

MECHANICAL:

TEMPERATURE RATING: -20°C TO 105°C
 PROTECTION: IP67 (IN FULLY MATED POSITION)

INITIAL RELEASE EC NO: IPG2015-0104 DRWN: BARDEN 2014/07/17 CHKD: BRUPERT 2014/07/18 APPR: JFMURPHY 2014/08/02	QUALITY SYMBOLS ▽=0 ◻=0	GENERAL TOLERANCES (UNLESS SPECIFIED)		DIMENSION STYLE IN/MM		SCALE NTS	DESIGN UNITS INCH	THIRD ANGLE PROJECTION
		mm	INCH	DRAWN BY	DATE	TITLE		
		4 PLACES	±---	±---	BARDEN	2014/07/17	MINI-CHANGE ASSEMBLY 2-5P FE STRAIGHT 18AWG CABLE	
		3 PLACES	±---	±.005	CHECKED BY	DATE		
2 PLACES	±0.13	±.010	BRUPERT	2014/07/18	MOLEX INCORPORATED			
1 PLACE	±0.25	±.020	APPROVED BY	DATE				
ANGULAR ±1/2°		DRAFT WHERE APPLICABLE MUST REMAIN WITHIN DIMENSIONS		SEE CHART		DOCUMENT NO. SD-130006-070	SHEET NO. 1 OF 1	
SIZE B		THIS DRAWING CONTAINS INFORMATION THAT IS PROPRIETARY TO MOLEX INCORPORATED AND SHOULD NOT BE USED WITHOUT WRITTEN PERMISSION						