


ExaMAX[®]

HIGH-SPEED BACKPLANE CONNECTOR & CABLE SYSTEMS

(2.00 mm) .0787" PITCH




FEATURES & BENEFITS

ExaMAX[®] High-Speed Backplane System

- Meets a variety of industry specifications
- Exceeds OIF CEI-28G-LR specification for 28 Gbps standards
- 24 - 72 pair designs (4 and 6 pairs; 6, 8, 10 and 12 columns)
- Wafer design increases isolation for reduced crosstalk
- Press-fit tails provide a reliable electrical connection

ExaMAX[®] High-Speed Backplane Cable Assemblies


- 30 & 34 AWG Eye Speed[®] Ultra Low Skew Twinax Cable offers improved signal integrity, increased flexibility and routability
- Highly customizable with modular flexibility
- Reduce costs due to lower layer counts
- Multiple end options available



Staggered Differential Pair Design



Two Reliable Points of Contact at All Times



Wafer Design Reduces Crosstalk



Traditional, Coplanar and Direct Mate Orthogonal



Intermateable with all ExaMAX[®] Connectors

KEY SPECIFICATIONS

PITCH	INSULATOR MATERIAL	CONTACT MATERIAL	PLATING	OPERATING TEMP RANGE	CURRENT RATING
2.00 mm	LCP Zinc Alloy (EGBX Series only)	Copper Alloy	Sn over 50 μ " (1.27 μ m) Ni	-55 °C to +105 °C	4.2 A per pin

PANEL RETENTION BRACKETS & LATCHING SHROUDS

EBCB	NO. OF PAIRS	NO. OF COLUMNS	NO. OF BANKS	MOUNTING OPTION
------	--------------	----------------	--------------	-----------------

Panel Retention Bracket


-4
= 4 Pairs

-6
= 6 Pairs

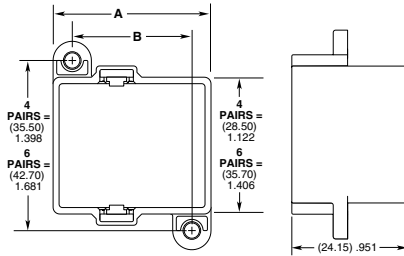
-04, -06, -08, -10, -12, -14, -16
(-04, -06 only available with -1-S)

-1, -2, -4
(-2 & -4 banks available with -08, -10, -12, -14, -16 columns only)

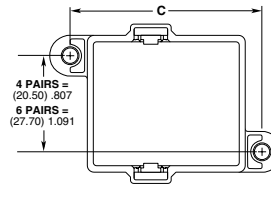
(Leave Blank for Standard)
-S
= Side Lugs (-1 Bank Only)



EBCM Cable Assembly Locks into EBCB Retention Bracket

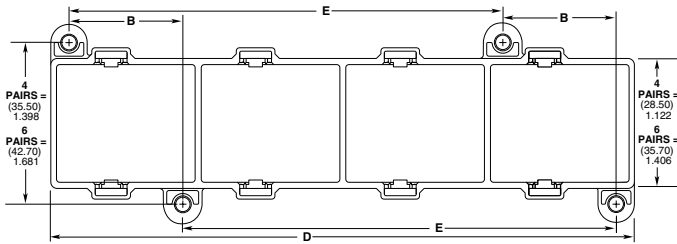


EBCB-X-XX-1 SHOWN



EBCB-X-XX-1-S SHOWN

NO. OF COLUMNS	C
-04	(27.95) 1.100
-06	(31.95) 1.258
-08	(35.95) 1.415
-10	(39.95) 1.573
-12	(43.95) 1.730
-14	(47.95) 1.888
-16	(51.95) 2.045



EBCB-X-XX-4 SHOWN

NO. OF COLUMNS	A		B		D 4 Bank	E 4 Bank
	1 Bank	2 Bank	1 or 4 Bank	2 Bank		
-04	(20.95) .825	N/A	N/A	N/A	N/A	N/A
-06	(24.95) .982	N/A	N/A	N/A	N/A	N/A
-08	(28.95) 1.140	(56.65) 2.230	(20.95) .825	(48.65) 1.915	(112.05) 4.411	(83.10) 3.272
-10	(32.95) 1.297	(64.65) 2.545	(24.95) .982	(56.65) 2.230	(128.05) 5.041	(95.10) 3.744
-12	(36.95) 1.455	(72.65) 2.860	(28.95) 1.140	(64.65) 2.545	(144.05) 5.671	(107.10) 4.217
-14	(40.95) 1.612	(80.65) 3.175	(32.95) 1.297	(72.65) 2.860	(160.05) 6.301	(119.10) 4.689
-16	(44.95) 1.770	(88.65) 3.490	(36.95) 1.455	(80.65) 3.175	(176.05) 6.931	(131.10) .5161


View complete specifications at: samtec.com?EBCB

EBCL	NO. OF PAIRS	NO. OF COLUMNS
------	--------------	----------------

Vertical Latching Shroud

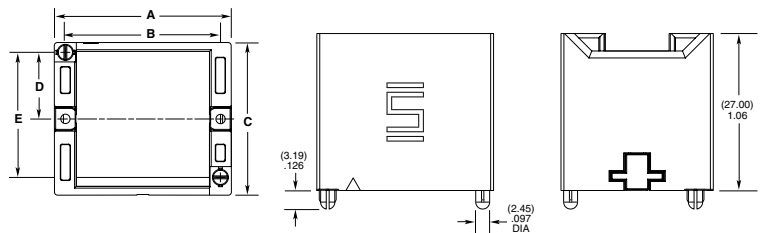
-4, -6

-06, -08, -10, -12
(-12 column only available in -6 pairs)



NO. OF COLUMNS	A	B
-06	(22.40) .882	(18.66) .734
-08	(26.40) 1.039	(22.66) .892
-10	(30.40) 1.197	(26.66) 1.050
-12	(34.40) 1.354	(30.66) 1.207

NO. OF PAIRS	C	D	E
-4	(26.20) 1.031	(11.45) .451	(21.50) .846
-6	(33.40) 1.315	(15.05) .593	(28.70) 1.130



Notes:
Some lengths, styles and options are non-standard, non-returnable.

View complete specifications at: samtec.com?EBCL

ExaMAX[®] is a registered trademark of AFCl.