


PIT 4-MT


Order No.: 3211933



<http://eshop.phoenixcontact.de/phoenix/treeViewClick.do?UID=3211933>

Disconnect and test disconnect terminal block, Connection type: Push-In connection, Cross section: 0.2 mm² - 6 mm², AWG: 24 - 10, Nominal current: 20 A, Nominal voltage: 400 V, Length: 56 mm, Width: 6.2 mm, Color: gray, Assembly: NS 35/7.5, NS 35/15

Commercial data

GTIN (EAN)	 4 046356 482554
sales group	A640
Pack	50 pcs.
Customs tariff	85369010
Catalog page information	Page 113 (CL1-2011)

Product notes

WEEE/RoHS-compliant since:
01/07/2009



<http://www.download.phoenixcontact.com>
Please note that the data given here has been taken from the online catalog. For comprehensive information and data, please refer to the user documentation. The General Terms and Conditions of Use apply to Internet downloads.

Technical data

General

Number of levels	1
Number of connections	2
Color	gray

Insulating material	PA
Inflammability class acc. to UL 94	V0

Dimensions

Width	6.2 mm
Length	56 mm
Height NS 35/7.5	36.5 mm
Height NS 35/15	44 mm

Technical data

Maximum load current	20 A
Rated surge voltage	6 kV
Pollution degree	3
Surge voltage category	III
Insulating material group	I
Connection in acc. with standard	IEC 60947-7-1
Nominal current I_N	20 A
Nominal voltage U_N	400 V
Open side panel	ja

Connection data

Conductor cross section solid min.	0.2 mm ²
Conductor cross section solid max.	6 mm ²
Conductor cross section stranded min.	0.2 mm ²
Conductor cross section stranded max.	4 mm ²
Conductor cross section AWG/kcmil min.	24
Conductor cross section AWG/kcmil max	10
Conductor cross section stranded, with ferrule without plastic sleeve min.	0.25 mm ²
Conductor cross section stranded, with ferrule without plastic sleeve max.	4 mm ²
Conductor cross section stranded, with ferrule with plastic sleeve min.	0.25 mm ²
Conductor cross section stranded, with ferrule with plastic sleeve max.	4 mm ²
2 conductors with same cross section, stranded, TWIN ferrules with plastic sleeve, min.	0.5 mm ²
2 conductors with same cross section, stranded, TWIN ferrules with plastic sleeve, max.	1 mm ²

Connection method	Push-In connection
Stripping length	10 mm
Internal cylindrical gage	A4

Certificates / Approvals



Certification GL, GOST

Accessories

Item	Designation	Description
Assembly		
3030721	ATP-ST 4	Partition plate, Length: 61 mm, Width: 2 mm, Height: 42 mm, Color: gray
3022276	CLIPFIX 35-5	Snap-on end bracket, for NS 35/7.5 or NS 35/15 DIN rail, can be fitted with Zack strip ZB 5 and ZBF 5, terminal strip marker KLM 2 and KLM, parking facility for FBS...5, FBS...6, KSS 5, KSS 6, width: 5,15 mm, color: gray
3030420	D-ST 4	End cover, Length: 56 mm, Width: 2.2 mm, Height: 36.5 mm, Color: gray
3036738	DP PS-6	Spacer plate, Color: red
0801704	NS 35/ 7,5 AL UNPERF 2000MM	DIN rail, material: Aluminum, unperforated, height 7.5 mm, width 35 mm, length: 2 m
0801762	NS 35/ 7,5 CU UNPERF 2000MM	DIN rail, material: Copper, unperforated, height 7.5 mm, width 35 mm, length: 2 m
1207640	NS 35/ 7,5 PERF 755MM	NS 35 DIN rail, height 7.5 mm, length 755 mm
1207653	NS 35/ 7,5 PERF 955MM	NS35 DIN rail, height 7.5 mm, length 955 mm
1207666	NS 35/ 7,5 PERF 1155MM	NS 35 DIN rail, height 7.5 mm, length 1155 mm
0801733	NS 35/ 7,5 PERF 2000MM	DIN rail, material: Steel, galvanized and passivated with a thick layer, perforated, height 7.5 mm, width 35 mm, length: 2 m
1208131	NS 35/ 7,5 PERF/...	DIN rail, Width: 35 mm, Height: 7.5 mm, Color: silver
0801681	NS 35/ 7,5 UNPERF 2000MM	DIN rail, material: Steel, unperforated, height 7.5 mm, width 35 mm, length: 2 m
1208115	NS 35/ 7,5 UNPERF/...	DIN rail, Width: 35 mm, Height: 7.5 mm, Color: silver
1208128	NS 35/ 7,5 UNPERF/SO/...	DIN rail, Width: 35 mm, Height: 7.5 mm, Color: silver

0801377	NS 35/ 7,5 V2A UNPERF 2000MM	DIN rail, Width: 35 mm, Height: 7.5 mm, Length: 2000 mm, Color: silver
1206421	NS 35/ 7,5 ZN PERF 2000MM	DIN rail, material: Galvanized, perforated, height 7.5 mm, width 35 mm, length: 2 m
1206434	NS 35/ 7,5 ZN UNPERF 2000MM	DIN rail, material: Galvanized, unperforated, height 7.5 mm, width 35 mm, length: 2 m
1201895	NS 35/15 CU UNPERF 2000MM	DIN rail, material: Copper, unperforated, 1.5 mm thick, height 15 mm, width 35 mm, length: 2 m
1201730	NS 35/15 PERF 2000MM	DIN rail, material: Steel, perforated, height 15 mm, width 35 mm, length: 2 m
1201714	NS 35/15 UNPERF 2000MM	DIN rail, material: Steel, unperforated, height 15 mm, width 35 mm, length: 2 m
1208144	NS 35/15 UNPERF/...	DIN rail, Width: 35 mm, Height: 15 mm, Color: silver
1208157	NS 35/15 UNPERF/SO/...	DIN rail, Width: 35 mm, Height: 15 mm, Color: silver
1206586	NS 35/15 ZN UNPERF 2000MM	DIN rail, material: Galvanized, unperforated, height 15 mm, width 35 mm, length: 2 m

Bridges

3030336	FBS 2-6	Plug-in bridge, Number of positions: 2, Color: red
3030242	FBS 3-6	Plug-in bridge, Number of positions: 3, Color: red
3030255	FBS 4-6	Plug-in bridge, Number of positions: 4, Color: red
3030349	FBS 5-6	Plug-in bridge, Number of positions: 5, Color: red
3030271	FBS 10-6	Plug-in bridge, Number of positions: 10, Color: red
3030365	FBS 20-6	Plug-in bridge, Number of positions: 20, Color: red
3032224	FBS 50-6	Plug-in bridge, Number of positions: 50, Color: red

General

0828282	CARRIER-TM 300	Marker adapter , 300 mm long, can be snapped into the marker groove, designed to accommodate ZB ... or UC-TM ...
3247954	S-MT	Switching lock, Length: 10.5 mm, Width: 3.5 mm, Height: 23.1 mm, Color: white

Marking

0810588	GBS 5-25X12	Group marker label, snaps onto terminal center for screw, spring-cage and quick connection terminal blocks, labeled with a 25 x 12 mm label or manually with the B-STIFT, in the foot part with ZB 5
0809298	GBS-ZB/26X6	Group marking label, snaps onto terminal center for screw, spring-cage and quick connection terminal blocks, labeled with ESL 26x6 mm or EST 25x6 mm, in the foot part with Zack marker strip, length: 29 mm

0816498	TMT 6 R	Markers for terminal blocks with 6 mm pitch, perforated, unprinted, for all terminal blocks with ZB and ZBF keyway, can be labelled using a thermo transfer printer, 1 roll = 1,000 strips, 16 labels/strips, strip height: 6.4 mm
0828295	TMT (EX9,5)R	Terminal marking with 9.5 mm strip height, continuous, without color print, for all terminals with ZB or ZBF groove, can be labeled using a thermal transfer printer, 1 roll = 50 m
0818140	UC-TMF 6	UniCard materials for labeling terminal blocks using a flat marker groove, 80-section, can be labeled with BLUEMARK and CMS-P1-PLOTTER, color: white
0824646	UC-TMF 6 CUS	UniCard sheets, for labeling terminal blocks with a flat zack marker sheet groove, can be printed as per customer requirements
0828746	UCT-TMF 6	UniCard materials for thermal transfer printer, for labeling terminal blocks with a horizontal marker groove, 60-section, can be labeled with THERMOMARK CARD and BLUEMARK LED, color: white
0829665	UCT-TMF 6 CUS	Terminal block marking, can be labeled as per customer specifications
1051003	ZB 6:UNBEDRUCKT	Zack strip, unprinted, strips with 10 labels for individual labeling with M-PEN or CMS system, for terminal block width: 6.2 mm, color: white
0808710	ZBF 6:UNBEDRUCKT	Zack strip, flat, unprinted: 10-section, for individual labeling with M-PEN or ZBF-T, sufficient for 100 terminal blocks, color: white

Plug/Adapter

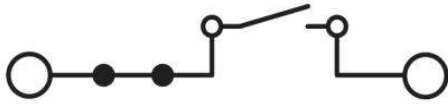
3002885	ISH 4/0,5	Insulating sleeve, Color: gray
3002898	ISH 4/1,0	Insulating sleeve, Color: black
0201731	MPS-IH BK	Insulating sleeve, Color: black
0201689	MPS-IH BU	Insulating sleeve, Color: blue
0201702	MPS-IH GN	Insulating sleeve, Color: green
0201728	MPS-IH GY	Insulating sleeve, Color: gray
0201676	MPS-IH RD	Insulating sleeve, Color: red
0201715	MPS-IH VT	Insulating sleeve, Color: violet
0201663	MPS-IH WH	Insulating sleeve, Color: white
0201692	MPS-IH YE	Insulating sleeve, Color: yellow
0201744	MPS-MT	Test plugs
3032871	PAI-4-N GY	Test adapter, Color: gray
3030996	PS-6	Test adapter, Color: red

Tools

1204517	SZF 1-0,6X3,5	Actuation tool, for ST terminal blocks, also suitable for use as a bladed screwdriver, size: 0.6 x 3.5 x 100 mm, 2-component grip, with non-slip grip
---------	---------------	---

Diagrams/Drawings

Circuit diagram



Address

PHOENIX CONTACT GmbH & Co. KG
Flachmarktstr. 8
32825 Blomberg, Germany
Phone +49 5235 3 00
Fax +49 5235 3 41200
<http://www.phoenixcontact.com>



© 2011 Phoenix Contact
Technical modifications reserved;