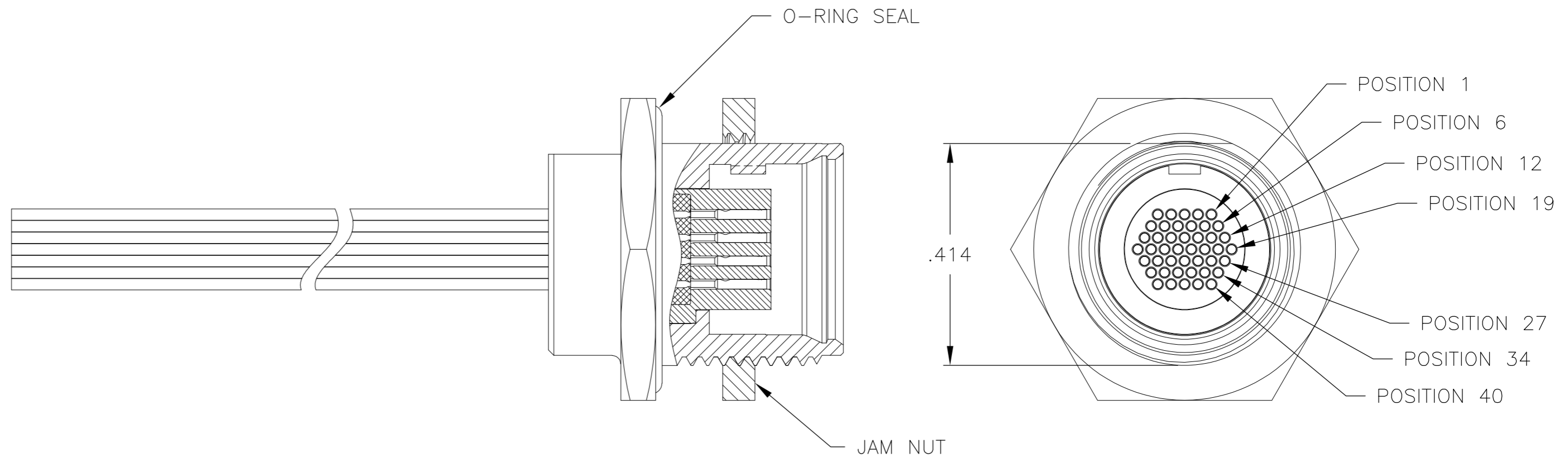
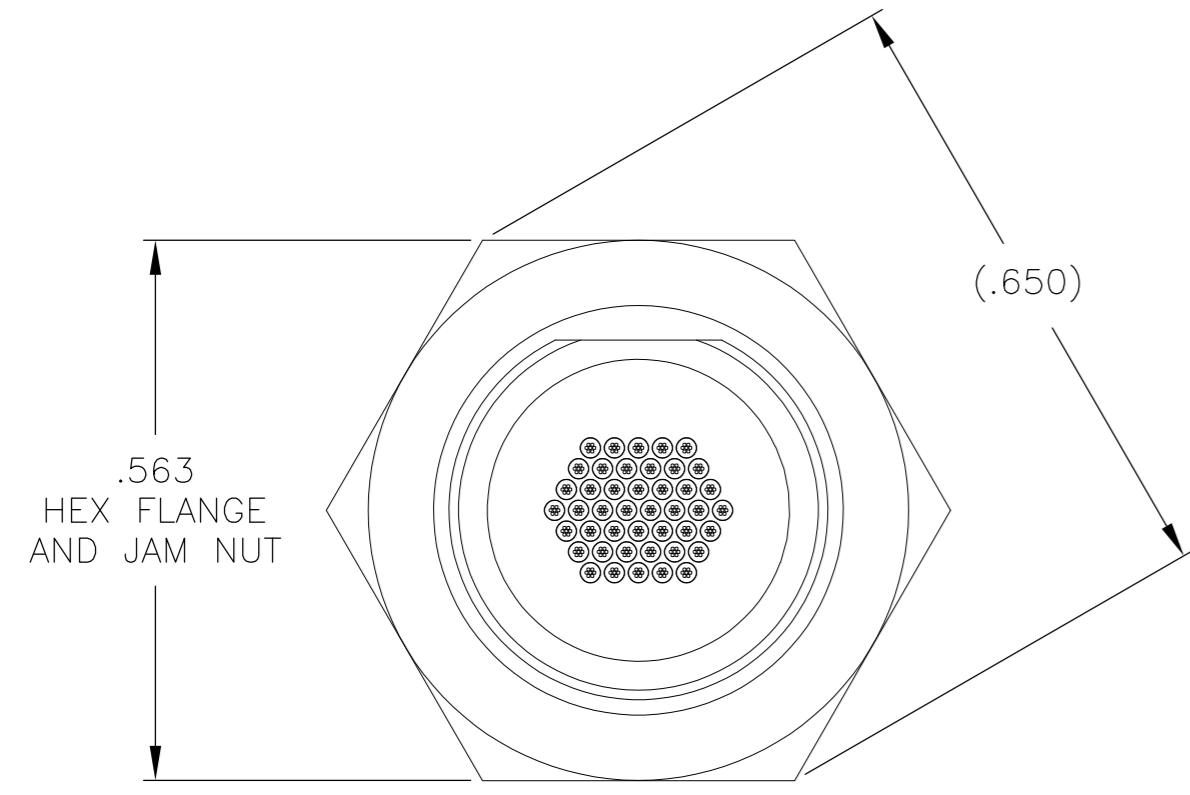
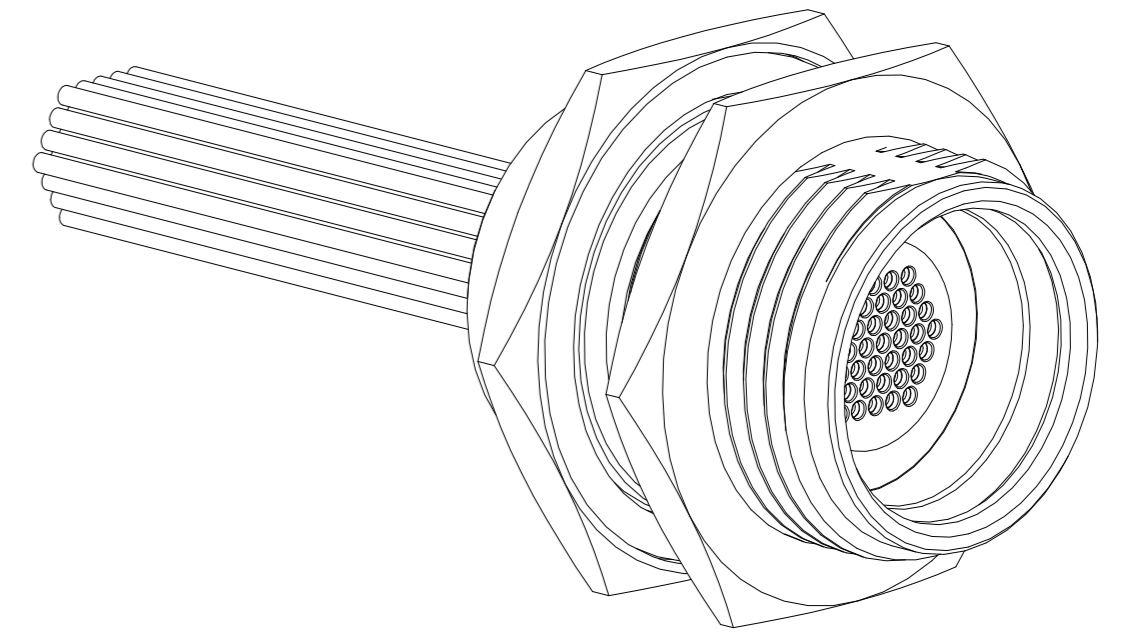
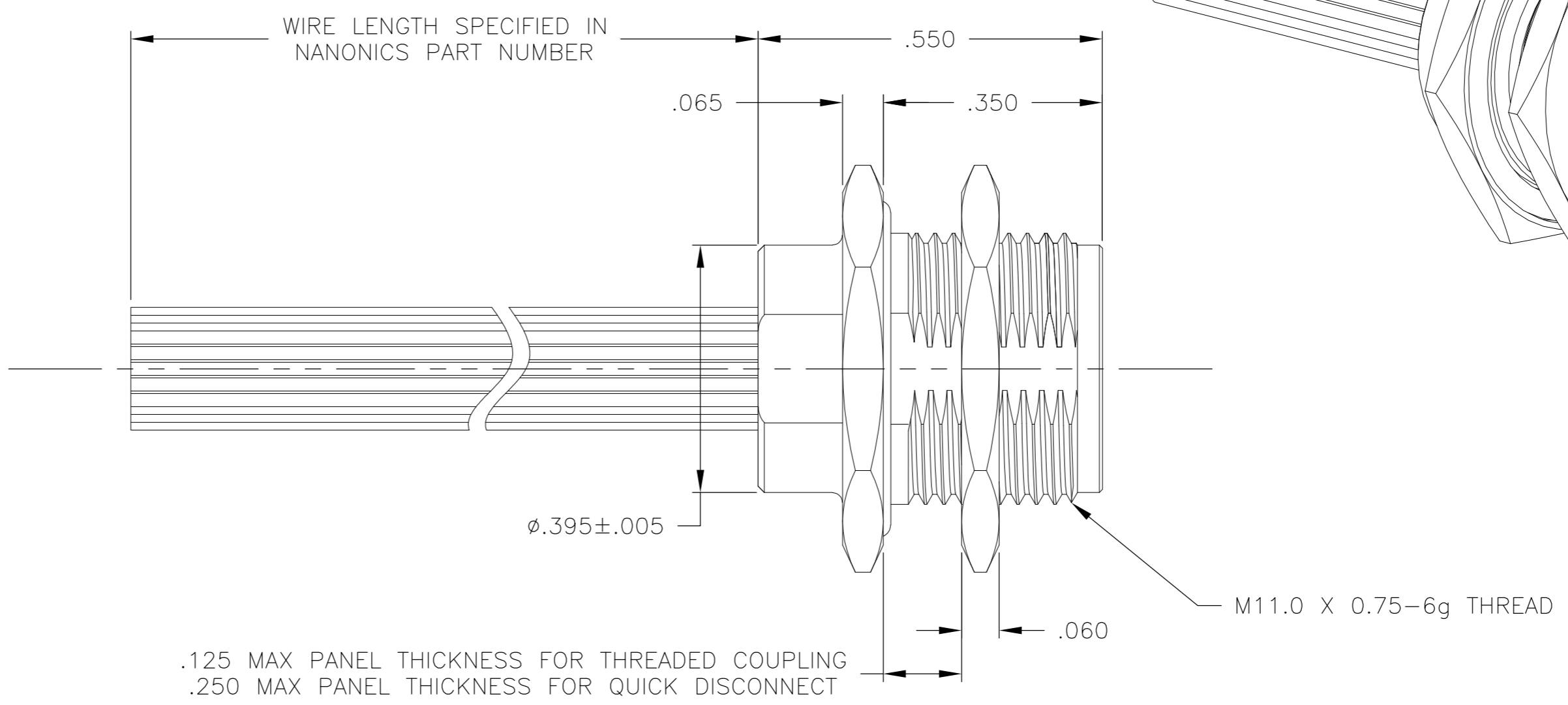
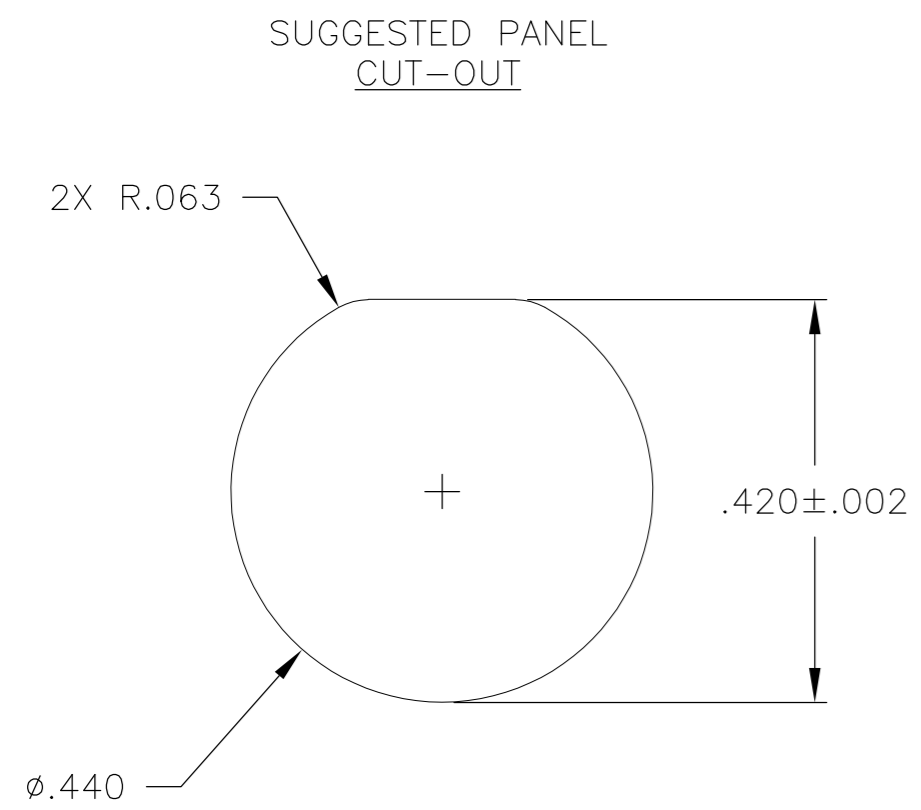


THIS DRAWING IS UNPUBLISHED. RELEASED FOR PUBLICATION
 © COPYRIGHT - By - ALL RIGHTS RESERVED.

LOC		DIST		REVISIONS			
P	LTR	DESCRIPTION		DATE	DWN	APVD	
	H	UPDATE PER ECO-11-013056		23 JUN 11	CAS	MKS	



- CONNECTOR BODY AND JAM NUT MATERIAL: 6061-T6 ALUMINUM, ELECTROLESS NICKEL PLATED PER SAE-AMS-C-26074 OR SAE-AMS-2404E
 LOCKING RING MATERIAL: BERYLLIUM COPPER, ELECTROLESS NICKEL PLATED PER SAE-AMS-C-26074 OR SAE-AMS-2404E
 INSULATOR MATERIAL: LIQUID CRYSTAL POLYMER (LCP) PER ASTM D5138 OR POLYPHENYLENE SULFIDE (PPS) PER ASTM D4067
 O-RING MATERIAL: FLUOROSILICONE
- WIRE TERMINATION: 28 AWG SOLID, 30 AWG STRANDED WIRE OR SMALLER
- LUBRICATE O-RING WITH PARKER SUPER-O-LUBE PRIOR TO INSTALLATION
- THIS DRAWING PREVIOUSLY IDENTIFIED AS NANONICS 303-0031

THIS DRAWING IS A CONTROLLED DOCUMENT.		DWN M. STORRY 23 APR 99		TE Connectivity		
DIMENSIONS: INCHES		CHK E. PAULUS 7 MAY 99		NAME		
TOLERANCES UNLESS OTHERWISE SPECIFIED:		APVD S. KAIN 27 JAN 00		RECEPTACLE ASSEMBLY, CIRCULAR, PANEL MOUNT, THREADED COUPLING/ QUICK DISCONNECT, METAL, 44 POSITION		
0 PLC ± - 1 PLC ± - 2 PLC ± .010 3 PLC ± .005 4 PLC ± - ANGLES ± 1°		PRODUCT SPEC		SIZE	CAGE CODE	DRAWING NO
MATERIAL SEE NOTES		FINISH SEE NOTES	A2 0PJN9 C=1589062		RESTRICTED TO	
CUSTOMER DRAWING			SCALE 5:1	SHEET 1 of 1	REV H	