

THIS DRAWING IS UNPUBLISHED. RELEASED FOR PUBLICATION  
 © COPYRIGHT - By - ALL RIGHTS RESERVED.

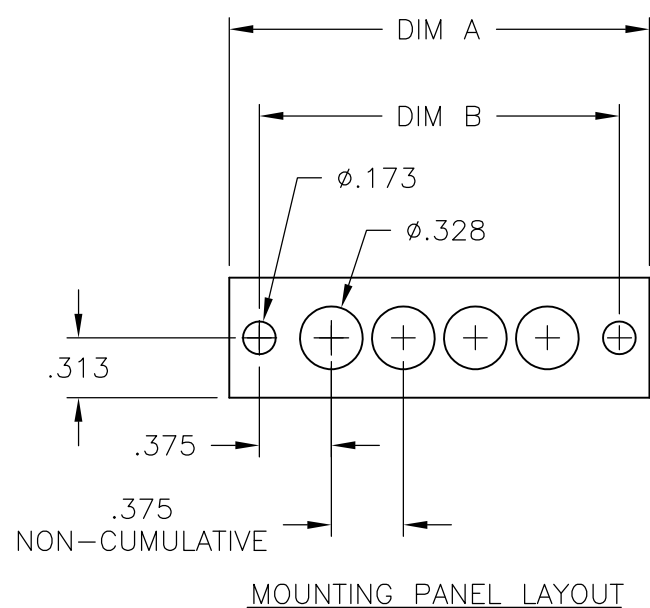
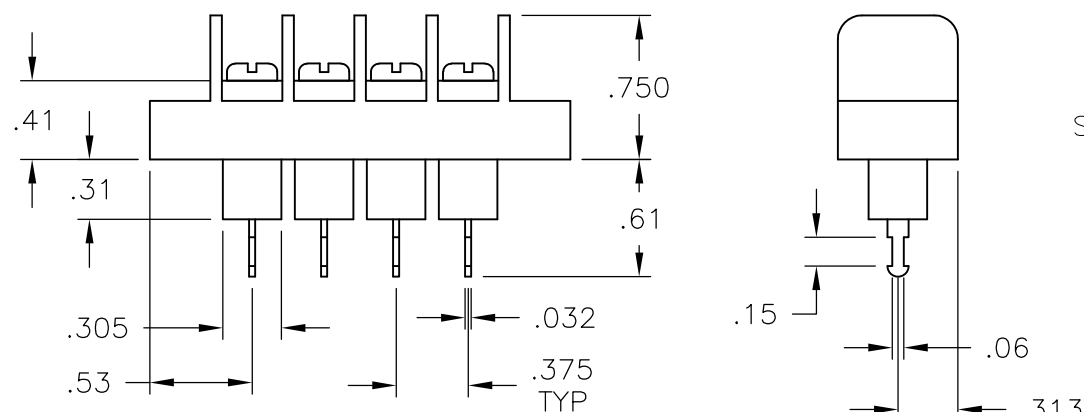
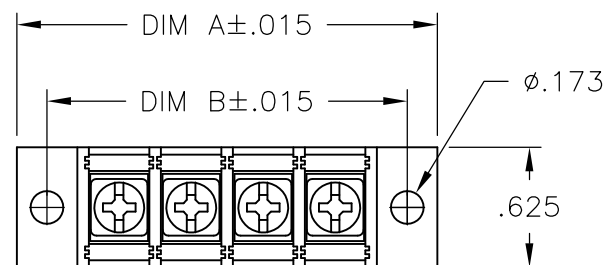
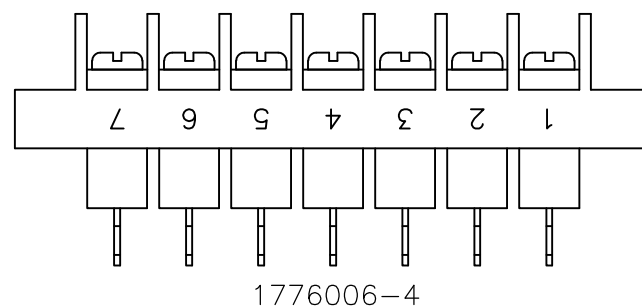
LOC	DIST	REVISIONS					
FT	0	P	LTR	DESCRIPTION	DATE	DWN	APVD
			F3	REVISED PER ECO-11-004917	11MAR11	RK	HMR

**MATERIAL:**  
 HOUSING: THERMOPLASTIC, UL94V-0, BLACK.  
 TERMINALS: BRIGHT TIN OVER COPPER ALLOY.  
 SCREWS: #6-32 STEEL, ZINC PLATING W/ CLEAR CHROMATE. (EXCEPT WHERE NOTED.)  
 PITCH (TERMINAL SPACING): .375"

**ELECTRICAL:**  
 RATED CURRENT UL/CSA:  
 CLASS C: 20A, 300V  
 CLASS D: 5A, 600V  
 WIRE RANGE: 12-22 AWG

**MECHANICAL:**  
 RECOMMENDED TORQUE: 7 IN-LB  
 OPERATING TEMP.: 105°C MAX

- ① SCREWS AND TERMINALS ARE NICKEL PLATED BRASS.
- ② SCREWS ARE STAINLESS STEEL.
- ③ SCREWS ARE NICKEL PLATED BRASS.
- ④ PRELIMINARY PART NUMBER.



③	9.000	9.314	23	JC6-T307-23	1-1546701-2
	8.625	8.939	22	JC6-T307-22	1-1546701-1
	8.250	8.564	21	JC6-T307-21	1-1546701-0
③	7.875	8.189	20	JC6-T305-20	1776006-5
①	7.875	8.189	20	JC6-T305-20-205	8-796985-9
	7.875	8.189	20	JC6-T307-20	1546701-9
	7.500	7.814	19	JC6-T307-19	1546701-8
	7.125	7.439	18	JC6-T307-18	6-1437666-7
	6.750	7.064	17	JC6-T307-17	1546701-7
	6.375	6.689	16	JC6-T307-16	1546701-5
	6.000	6.314	15	JC6-T307-15	1546701-4
②	5.625	5.939	14	JC6-T307-14-193	1776006-3
	5.625	5.939	14	JC6-T307-14	1546701-3
	5.250	5.564	13	JC6-T307-13	1546701-2
①	4.875	5.189	12	JC6-T305-12-204	4-796985-1
②	4.875	5.189	12	JC6-T307-12-191	1776006-1
	4.875	5.189	12	JC6-T307-12	9-1437665-7
	4.500	4.814	11	JC6-T307-11	1546701-6
	4.125	4.439	10	JC6-T307-10	9-1437665-6
②	3.750	4.064	9	JC6-T307-09-192	1776006-2
	3.750	4.064	9	JC6-T307-09	9-1437665-5
	3.375	3.689	8	JC6-T307-08	9-1437665-4
①	3.000	3.314	7	JC6-T305-07-219	1776006-4
	3.000	3.314	7	JC6-T307-07	1546701-1
	2.625	2.939	6	JC6-T307-06	9-1437665-3
	2.250	2.564	5	JC6-T307-05	9-1437665-2
	1.875	2.189	4	JC6-T307-04	9-1437665-1
	1.500	1.814	3	JC6-T307-03	9-1437665-0
④ ③	1.125	1.439	2	JC6-T305-02	1776006-6
	1.125	1.439	2	JC6-T307-02	8-1437665-9
	DIM B	DIM A	NO OF POS	CATALOG NUMBER	PART NUMBER

THIS DRAWING IS A CONTROLLED DOCUMENT.

DIMENSIONS: INCHES	TOLERANCES UNLESS OTHERWISE SPECIFIED:	DWN S SCHLEGEL 01OCT02	TE Connectivity JC6-T307-XX ASSEMBLY
	0 PLC ± -	CHK S YODER 10/1/02	
	1 PLC ± -	APVD S YODER 10/1/02	
	2 PLC ± .02	NAME	
MATERIAL	FINISH	PRODUCT SPEC	SIZE CAGE CODE DRAWING NO RESTRICTED TO
		APPLICATION SPEC	A3 00779 C-8-1437665-9
		WEIGHT	SCALE NTS SHEET 1 OF 1 REV F3
		CUSTOMER DRAWING	