

# XUM8APCNL2

Photoelectric sensors XU, XUM, BGS, Sn 0.3 m, 12...24 VDC, cable 2 m



## Main

Range of Product	Telemecanique Photoelectric sensors XU
Series name	General purpose single mode
Electronic sensor type	Photo-electric sensor
Sensor name	XUM
Sensor design	Miniature
Detection system	Diffuse with background suppression
Material	Plastic
Type of output signal	Discrete
Supply circuit type	DC
Wiring Technique	3-wire
Discrete output type	PNP
Discrete output function	1 NO or 1 NC programmable
Electrical connection	Cable
Cable length	6.56 ft (2 m)
Product Specific Application	-
Emission	Red diffuse with background suppression
[Sn] nominal sensing distance	0.98 ft (0.3 m) diffuse with background suppression

## Complementary

Enclosure Material	PBT
Lens material	PC
Maximum sensing distance	0.98 ft (0.3 m) diffuse with background suppression
Output Type	Solid state
Wire insulation material	PVC
Status LED	1 LED yellow)output state 1 LED red)instability
[Us] rated supply voltage	12...24 V DC
Supply voltage limits	10...30 V DC
Switching capacity in mA	<= 100 mA overload and short-circuit protection)
Switching frequency	<= 500 Hz
Maximum voltage drop	<1.5 V closed state)
Current consumption	35 mA no-load
Maximum delay first up	30 ms
Maximum delay response	1 ms
Maximum delay recovery	1 ms
Setting-up	Without sensitivity adjustment
Depth	1.06 in (27 mm)
Height	1.50 in (38 mm)
Length	0.43 in (11 mm)
Width	0.47 in (12 mm)
Net Weight	0.18 lb(US) (0.08 kg)

The information provided in this documentation contains general descriptions and/or technical characteristics of the performance of the products contained herein. This documentation is not intended as a substitute for and is not to be used for determining suitability or reliability of these products for specific user applications. It is the duty of any such user or integrator to perform the appropriate and complete risk analysis, evaluation and testing of the products with respect to the relevant specific application or use thereof. Neither Schneider Electric Industries SAS nor any of its affiliates or subsidiaries shall be responsible or liable for misuse of the information contained herein.

## Environment

Product Certifications	UL CSA CE
Ambient air temperature for operation	-13...131 °F (-25...55 °C)
Ambient Air Temperature for Storage	-22...158 °F (-30...70 °C)
Immunity to ambient light	3000 Lux natural light 3000 lux incandescent light
Vibration resistance	7 gn +/- 1.5 mm 10...55 Hz) IEC 60068-2-6
Shock resistance	30 gn 11 ms) IEC 60068-2-27
IP degree of protection	IP67 double insulation IEC 60529 IP65 double insulation IEC 60529



## Ordering and shipping details

Category	22415 - SENSORS, PHOTOELECTRIC, BASIC
Discount Schedule	DS2
GTIN	3389119060981
Nbr. of units in pkg.	1
Package weight(Lbs)	2.12 oz (60 g)
Returnability	No
Country of origin	CN

## Packing Units

Unit Type of Package 1	PCE
Package 1 Height	1.44 in (3.657 cm)
Package 1 width	3.03 in (7.694 cm)
Package 1 Length	3.26 in (8.287 cm)
Unit Type of Package 2	CAR
Number of Units in Package 2	48
Package 2 Weight	6.97 lb(US) (3.161 kg)
Package 2 Height	5.51 in (14 cm)
Package 2 width	11.54 in (29.3 cm)
Package 2 Length	15.55 in (39.5 cm)

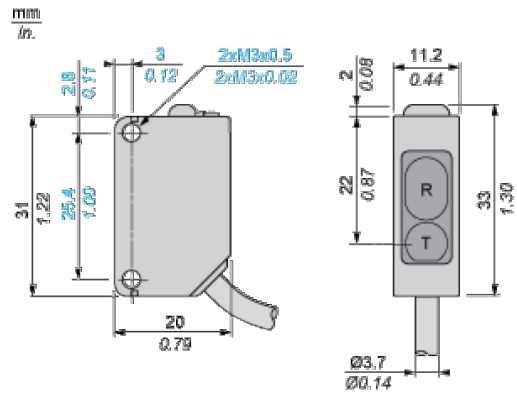
## Offer Sustainability

California proposition 65	WARNING: This product can expose you to chemicals including: Diisononyl phthalate (DINP), which is known to the State of California to cause cancer, and Di-isodecyl phthalate (DIDP), which is known to the State of California to cause birth defects or other reproductive harm. For more information go to <a href="http://www.P65Warnings.ca.gov">www.P65Warnings.ca.gov</a>
EU RoHS Directive	Pro-active compliance (Product out of EU RoHS legal scope)  <a href="#">EU RoHS Declaration</a>
Mercury free	Yes
RoHS exemption information	 Yes

## Contractual warranty

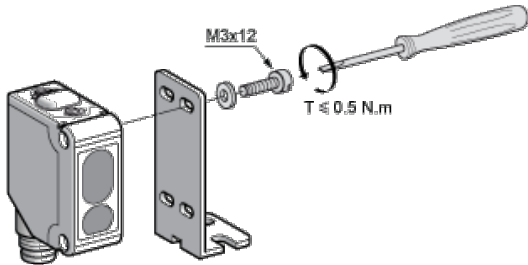
Warranty	18 months
----------	-----------

## Dimensions



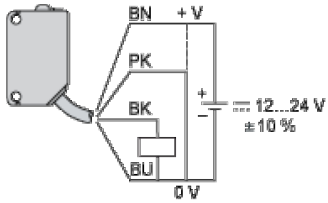
R: Reception  
T: Transmission

## Mounting



## Wiring Schemes

### PNP Output



(-) Blue

BU :

(+) Brown

BN :

(OUT) Black

BK :

(MODE) Pink

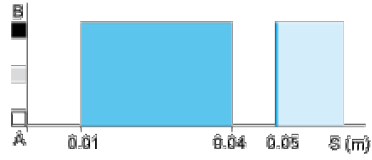
PK :

Note : This scheme is represented in "background suppression" mode, cabling of pink (PK) wire to 0 V

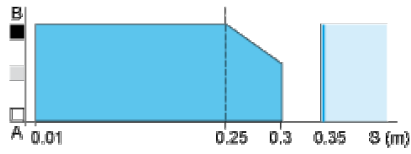
Detection Curves

Variation of Usable Sensing Distance

Minimum Setting



Maximum Setting



- (1) Black 6%
- (2) Grey 18%
- (3) White 90%
- (4) Sensing range
- (5) Non sensing zone (matt surfaces)

A-B : Object reflection coefficient

- (1) Black 6%
- (2) Grey 18%
- (3) White 90%
- (4) Sensing range
- (5) Non sensing zone (matt surfaces)