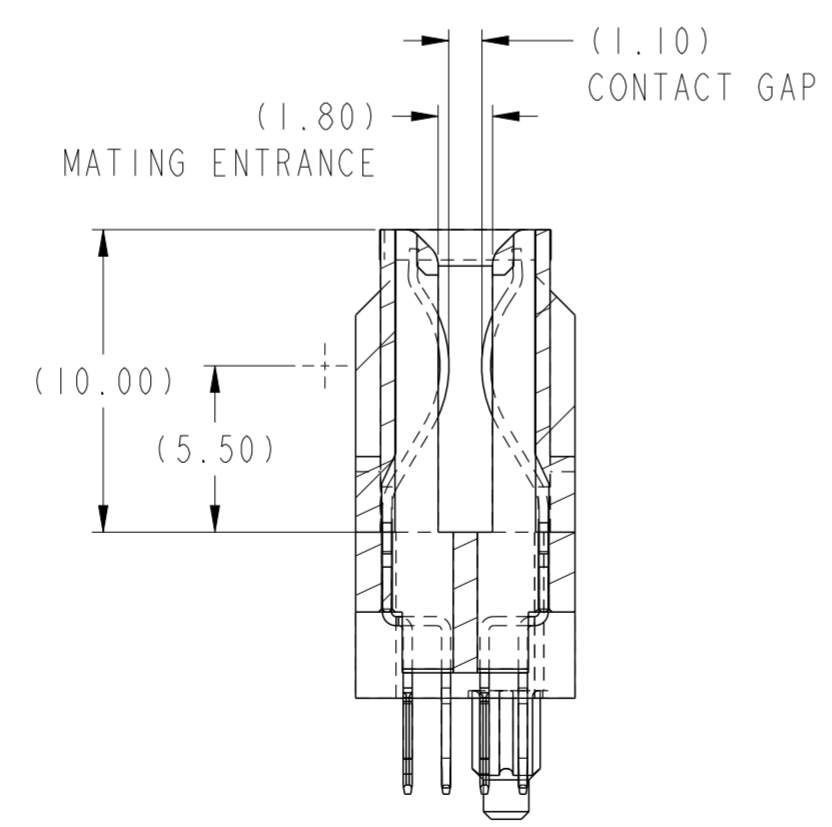


SECTION A-A  
SCALE 4:1



SECTION B-B  
SCALE 4:1

REV	ECN NO.	DR	DATE
A	---	HZ	2012-06-11
B	ELX-DG-012357-1	JW	2012-07-31

spec ref	-	dr	Wei-Long Zhang	2012/05/11	projection	MM	size	A2	scale	1:1	
tolerance std	ISO 406 ISO 1101	eng	Wei-Long Zhang	2012/07/31			ecn no	ELX-DG-012357-1	rel level	Released	
TOLERANCES UNLESS OTHERWISE SPECIFIED		chr	-	product family							
surface	ISO 1302	appr	Pei-Ming Zheng	2012/07/31			VERT RECT 32P + 36S HIGH POWER CARD EDGE		dwg no 10121037	rev B	
linear	0.X ±0.3 0.XX ±0.10 0.XXX ±0.05	www.fci.com		cat. no.	Product - Customer Drw		sheet 1 of 4				
angular	0° ±2°										

PDS: Rev :B

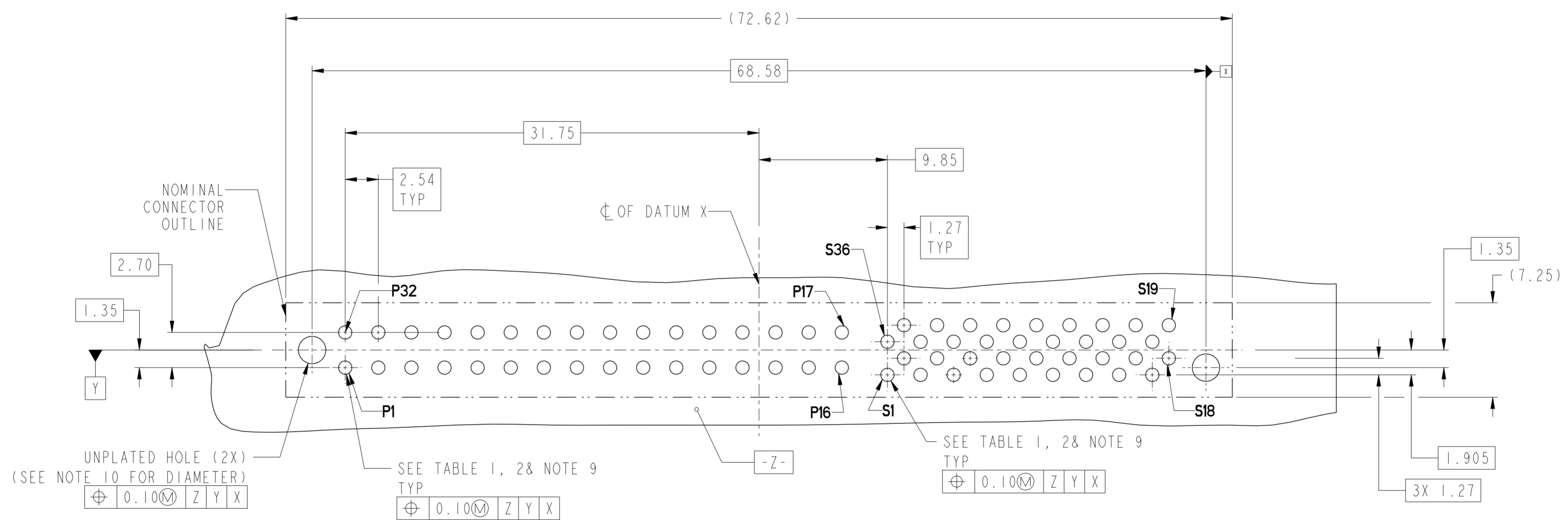
STATUS:Released

Printed: Jul 31, 2012

Copyright FCI. FCI

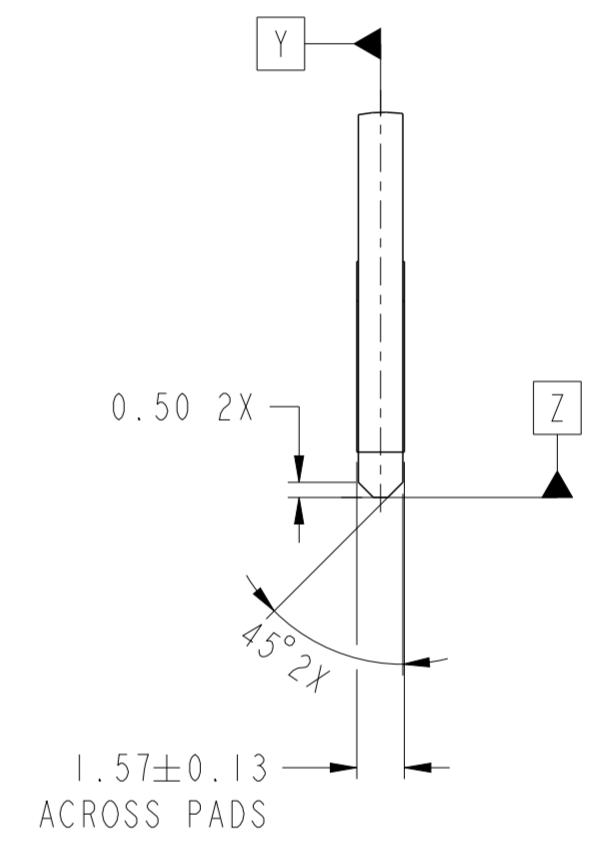
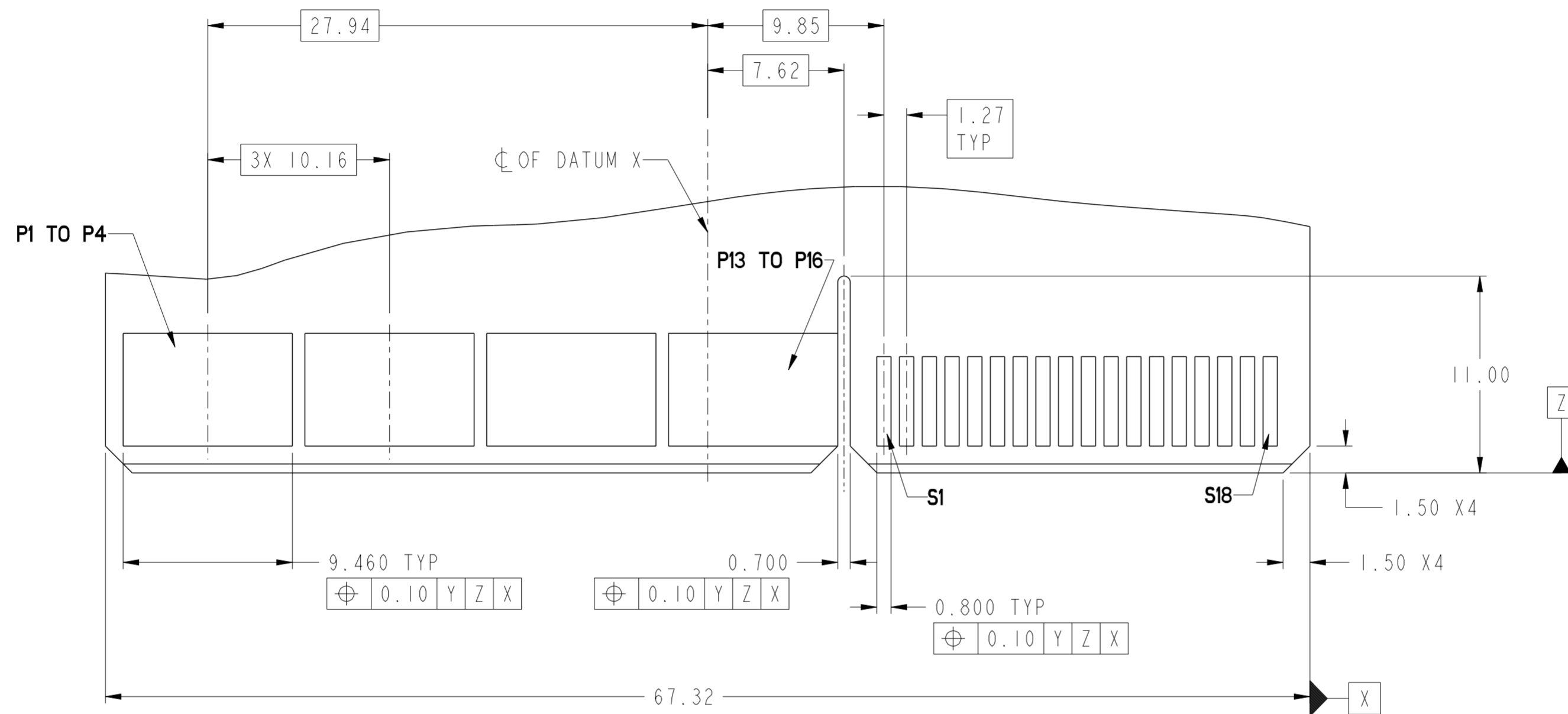
CONTACT TYPE	TOP LAYER DESCRIPTION	TABLE 1 (HPCE / SOLDER TAILS) PLATED THROUGH-HOLE REQUIREMENTS				
		DRILLED HOLE DIAMETER	COPPER THICKNESS	TIN-LEAD THICKNESS	TIN THICKNESS	FINISHED HOLE DIAMETER
POWER & SIGNAL	TIN-LEAD	1.10-1.16 (1.15 DRILL)	0.025 - 0.050	0.005 - 0.015	--	0.94 - 1.10
	IMMERSION TIN	1.10-1.16 (1.15 DRILL)	0.025 - 0.050	--	0.9 - 1.5um	0.94 - 1.10
	COPPER (SEE NOTE 8)	1.10-1.16 (1.15 DRILL)	0.025 - 0.050	--	--	0.94 - 1.10

CONTACT TYPE	TOP LAYER DESCRIPTION	TABLE 2 (HPCE / PRESS-FIT TAILS) PLATED THROUGH-HOLE REQUIREMENTS				
		DRILLED HOLE DIAMETER	COPPER THICKNESS	TIN-LEAD THICKNESS	TIN THICKNESS	FINISHED HOLE DIAMETER
POWER & SIGNAL	TIN-LEAD	0.81-0.86 (0.85 DRILL)	0.025 - 0.050	0.005 - 0.015	--	0.65 - 0.80
	IMMERSION TIN	0.81-0.86 (0.85 DRILL)	0.025 - 0.050	--	0.9 - 1.5um	0.70 - 0.80
	COPPER (SEE NOTE 8)	0.81-0.86 (0.85 DRILL)	0.025 - 0.050	--	--	0.70 - 0.80



Copyright FCI.

spec ref	-	dr	Wei-Long Zhang	2012/05/11	projection	MM	size	A2	scale	1:1
tolerance std	ISO 406 ISO 1101	eng	Wei-Long Zhang	2012/07/31			ecn no	ELX-DG-012357-1	rel level	Released
surface	ISO 1302	chr	-	appr						
linear	0.X ±0.3 0.XX ±0.10 0.XXX ±0.05	angular	0° ±2°			<b>VERT RECT 32P + 36S</b> HIGH POWER CARD EDGE	<b>10121037</b>	<b>B</b>	Product - Customer Drw	sheet 2 of 4



Copyright FCI.  
FCI

spec ref	-	dr	Wei-Long Zhang	2012/05/11	projection	MM	size	A2	scale	1:1
tolerance std	ISO 406 ISO 1101	eng	Wei-Long Zhang	2012/07/31			ecn no	ELX-DG-012357-1		
TOLERANCES UNLESS OTHERWISE SPECIFIED		chr	-	appr			Pai-Ming Zheng	2012/07/31	product family	rel level
surface	ISO 1302	linear	0.X	±0.3		<b>VERT RECT 32P + 36S</b> HIGH POWER CARD EDGE	dwg no 10121037	rev <b>B</b>	Product - Customer Drw	
		angular	0°	±2°					cat. no.	sheet 3 of 4

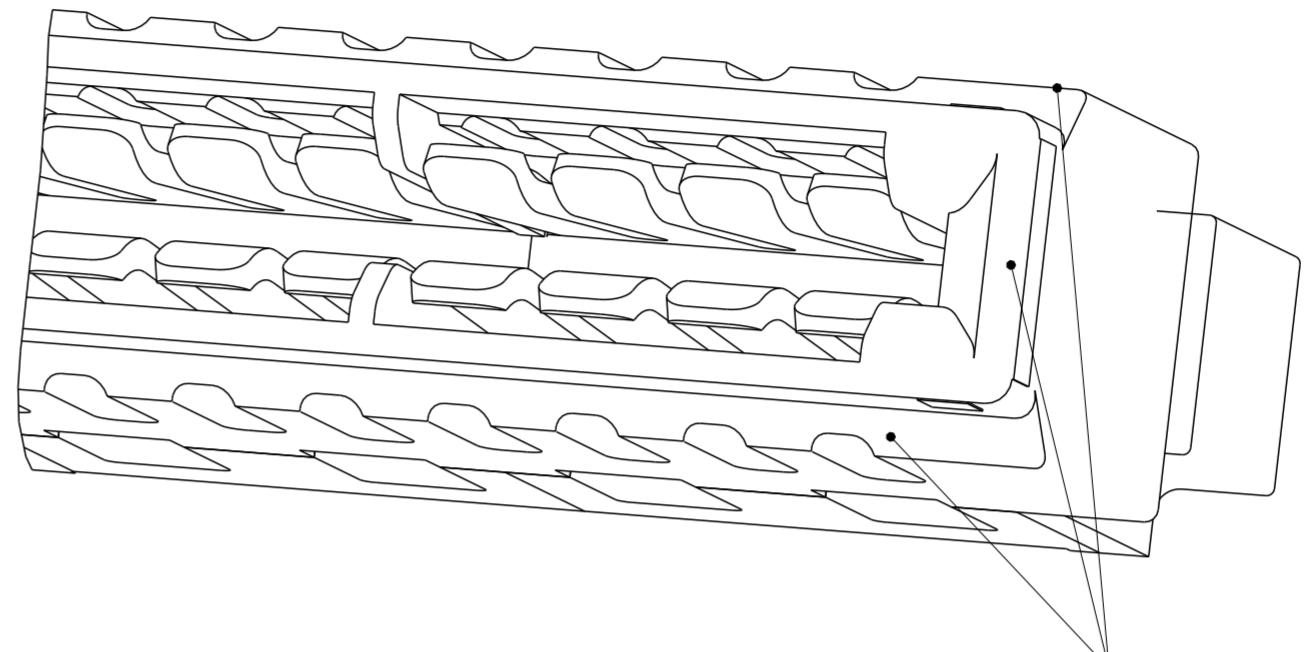
PDS: Rev :B

STATUS:Released

Printed: Jul 31, 2012

HPCE PART NUMBER (TABLE 3)

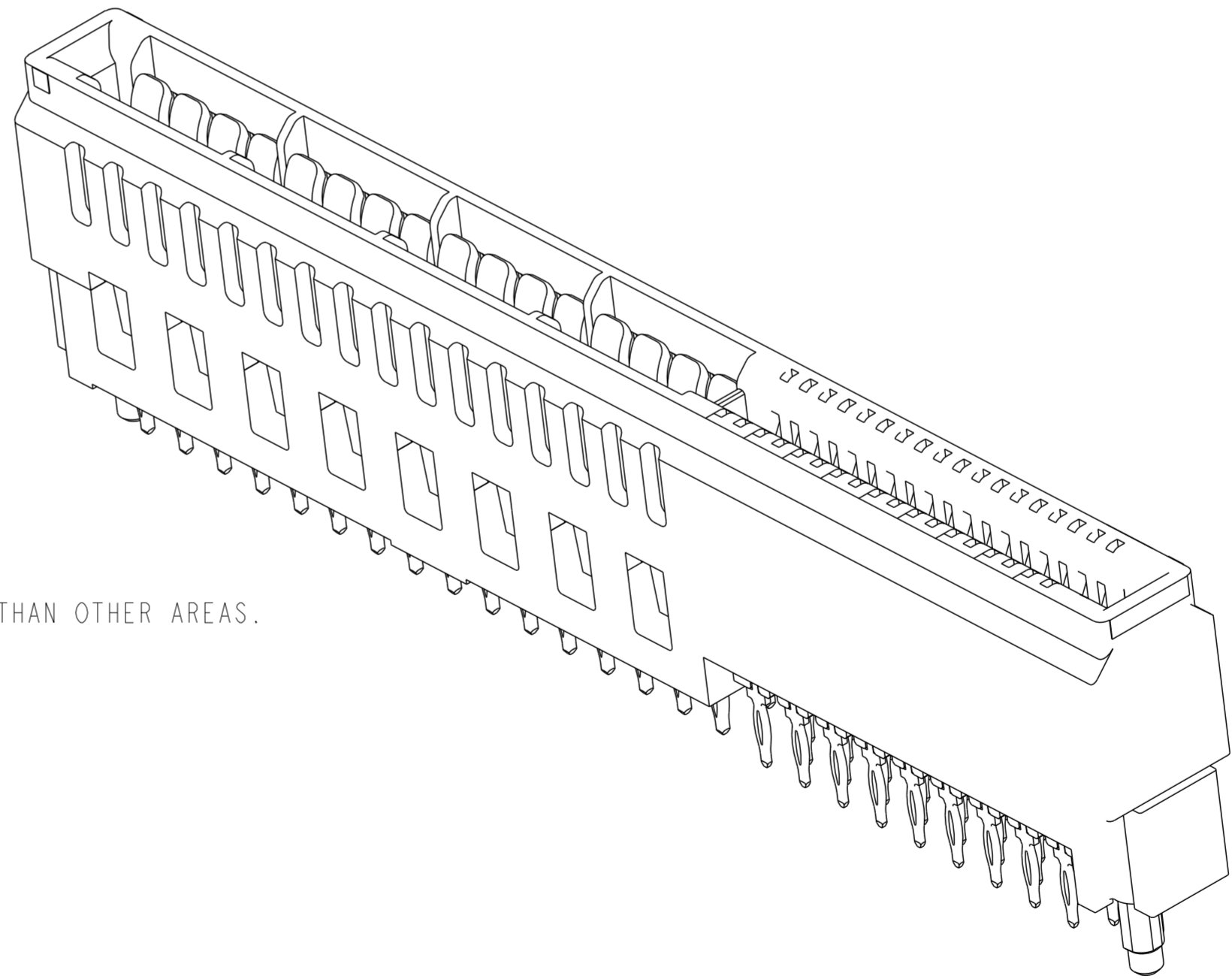
PART NUMBER	TAIL TYPE	ORIENTATION KEY	DIM "A" TYPICAL TAIL LENGTH	DIM "B" RECOMMENDED BOARD THICKNESS
10121037-001LF	SOLDER	YES	3.17 ±0.25	1.59 - 2.38
10121037-002LF	SOLDER	NO		
10121037-003LF	PRESS-FIT	YES	3.17 ±0.25	1.57 MIN
10121037-004LF	PRESS-FIT	NO		



DETAIL VIEW FOR AROUND ENHANCE WALL

NOTES:

1. CONNECTOR MATERIALS:  
 HOUSING: HIGH TEMPERATURE THERMAL PLASTIC, BLACK  
 UL 94V-0 COMPLIANT  
 CONTACTS: HIGH PERFORMANCE COPPER ALLOY.
2. CONTACT FINISH REF. GS-12-604 SECTION 5.2.
3. PRODUCT SPECIFICATION: GS-12-604.
4. APPLICATION SPECIFICATION: GS-20-128.
5. PRODUCT MARKING (FCI - PART NUMBER & DATE CODE) ON HOUSING IN AREA SHOWN.
6. PACKAGING MEETS FCI SPECIFICATION GS-14-937.
7. HOUSING COMPONENT WILL WITHSTAND EXPOSURE TO 260°C PEAK TEMPERATURE FOR 60 SECONDS IN A CONVECTION, INFRA-RED, OR VAPOR PHASE REFLOW OVEN.
8. COPPER PLATING THICKNESS IN CENTER OF VIA-HOLE CAN BE NO MORE THAN 0.003 LESS THAN OTHER AREAS.
9. ALL HOLE SIZES ARE FINISHED HOLE SIZES.
10. MOUNTING HOLES ARE UNPLATED  
 $\varnothing$  2.40 +/- 0.1 FOR PRESS-FIT TAILS  
 $\Delta\varnothing$  2.18 +/- 0.03 FOR SOLDER TAILS
11. PRESS FIT APPLICATION TOOL DRAWING : 10119453.
12.  $\Delta$ SYMBOL WILL BE NEXT TO ANY DIMENSION, VIEW OR NOTE WHICH HAS BEEN MODIFIED WITH THE CURRENT DRAWING REVISION.



spec ref	-	dr	Wei-Long Zhang	2012/05/11	projection	MM	size	A2	scale	1:1
tolerance std	ISO 406 ISO 1101	eng	Wei-Long Zhang	2012/07/31			ecn no	ELX-DG-012357-1		
TOLERANCES UNLESS OTHERWISE SPECIFIED		chr	-	2012/07/31			rel level	Released		
surface	ISO 1302	appr	Pei-Ming Zheng	2012/07/31	product family	VERT RECT 32P + 36S		dwg no	10121037	
	linear			cat. no.	Product - Customer Drw		rev	B		
	angular	0°	±2°	www.fci.com	Product - Customer Drw		sheet 4 of 4			