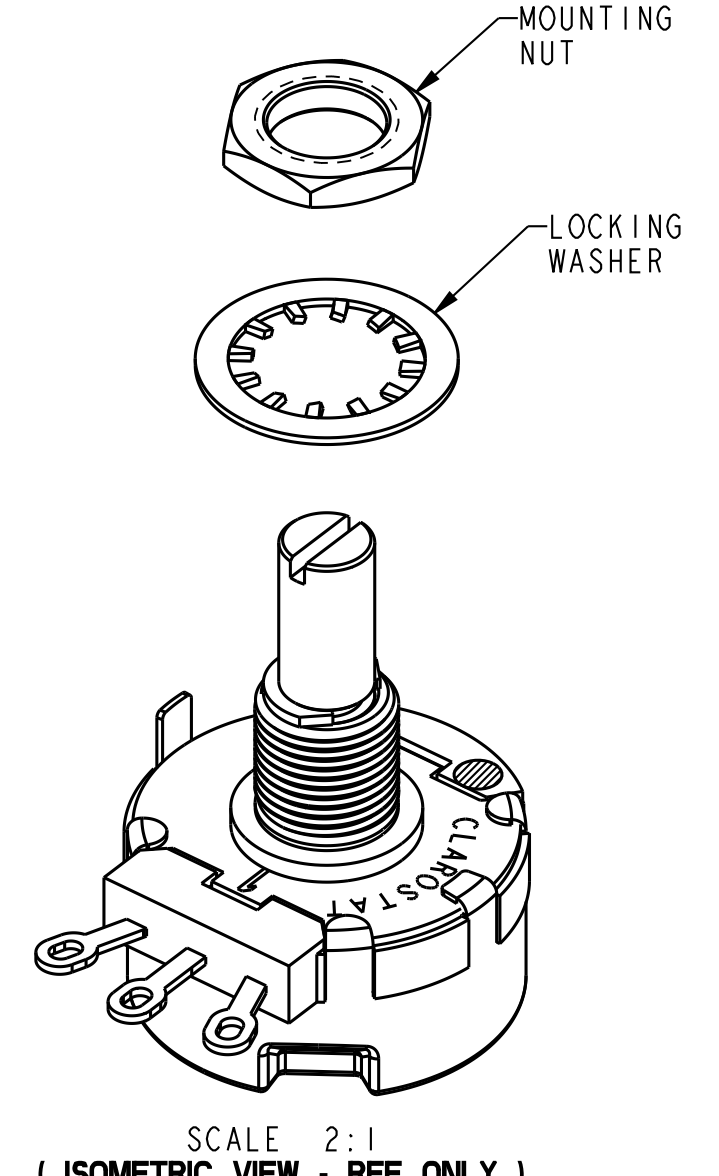
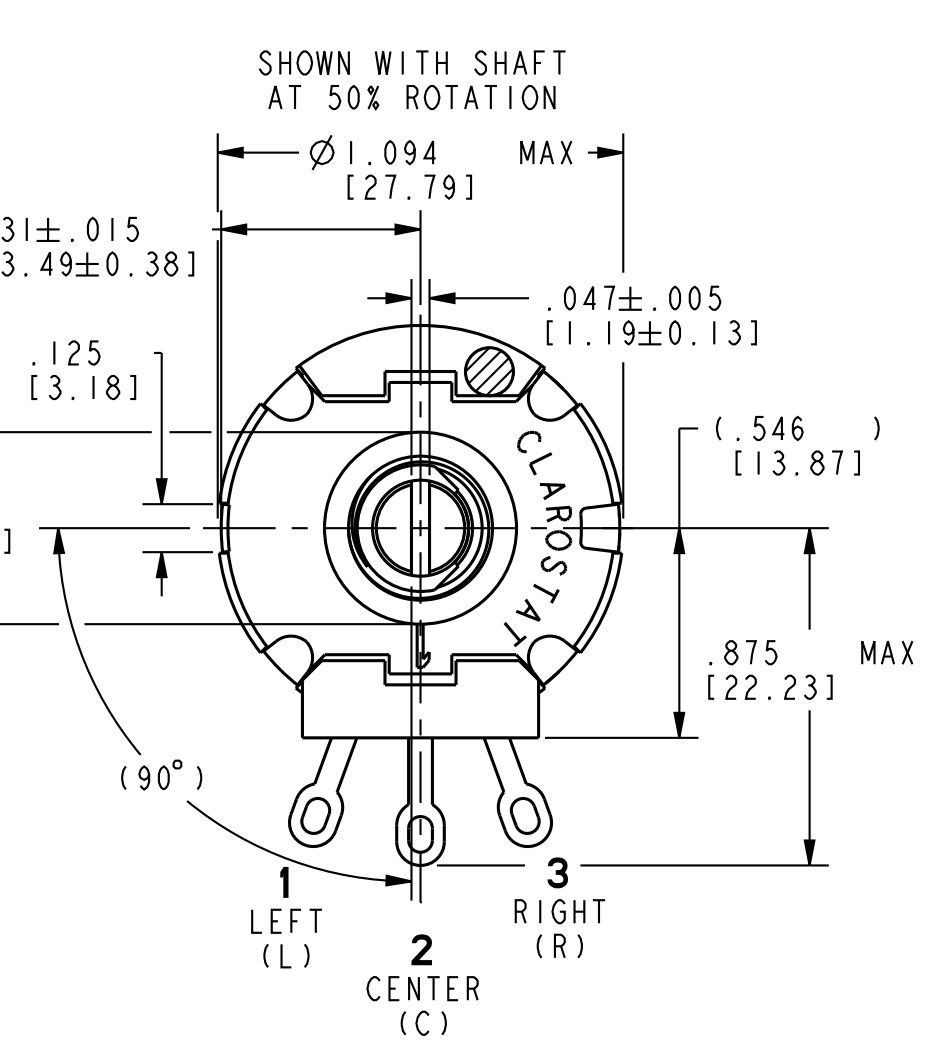
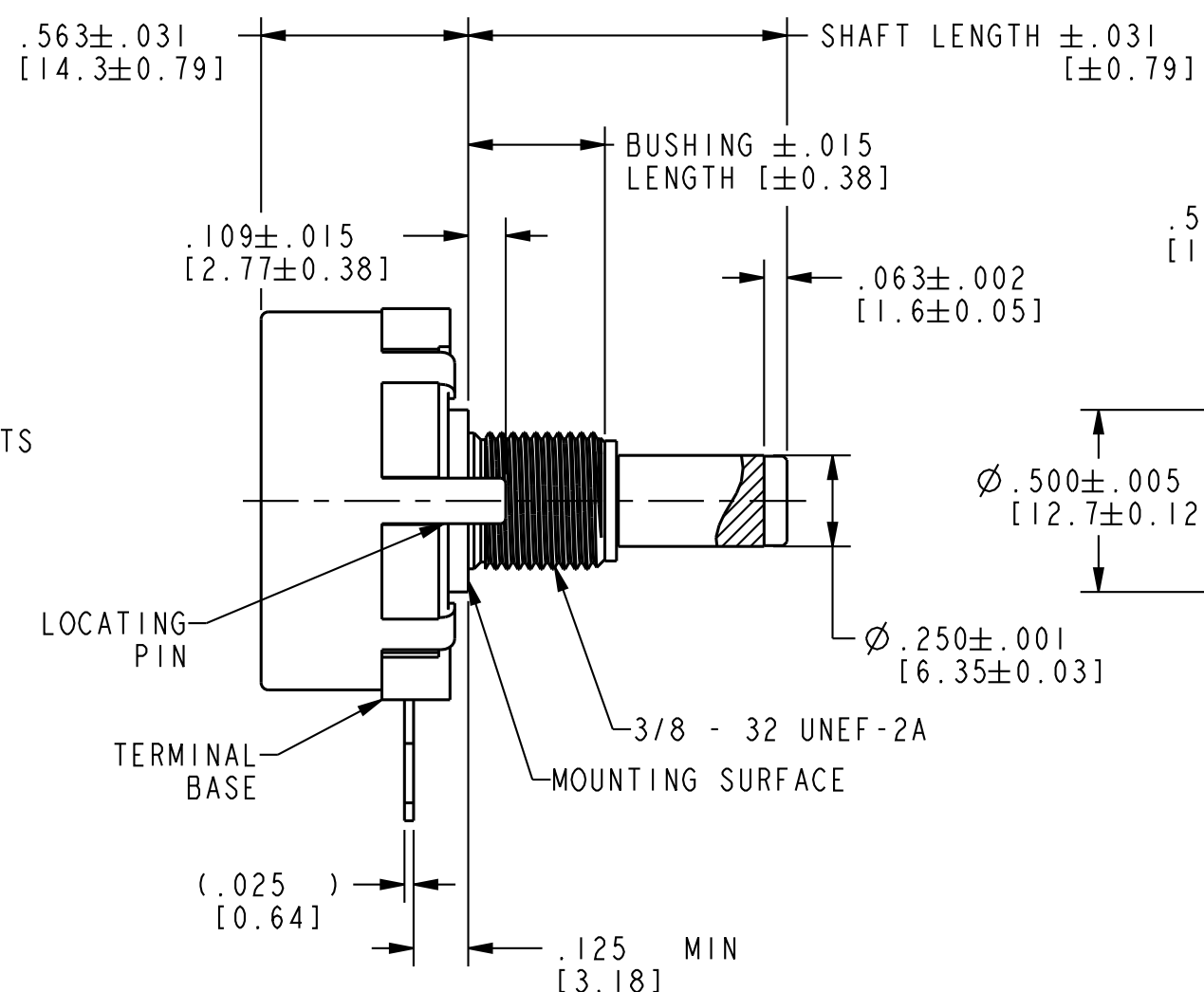
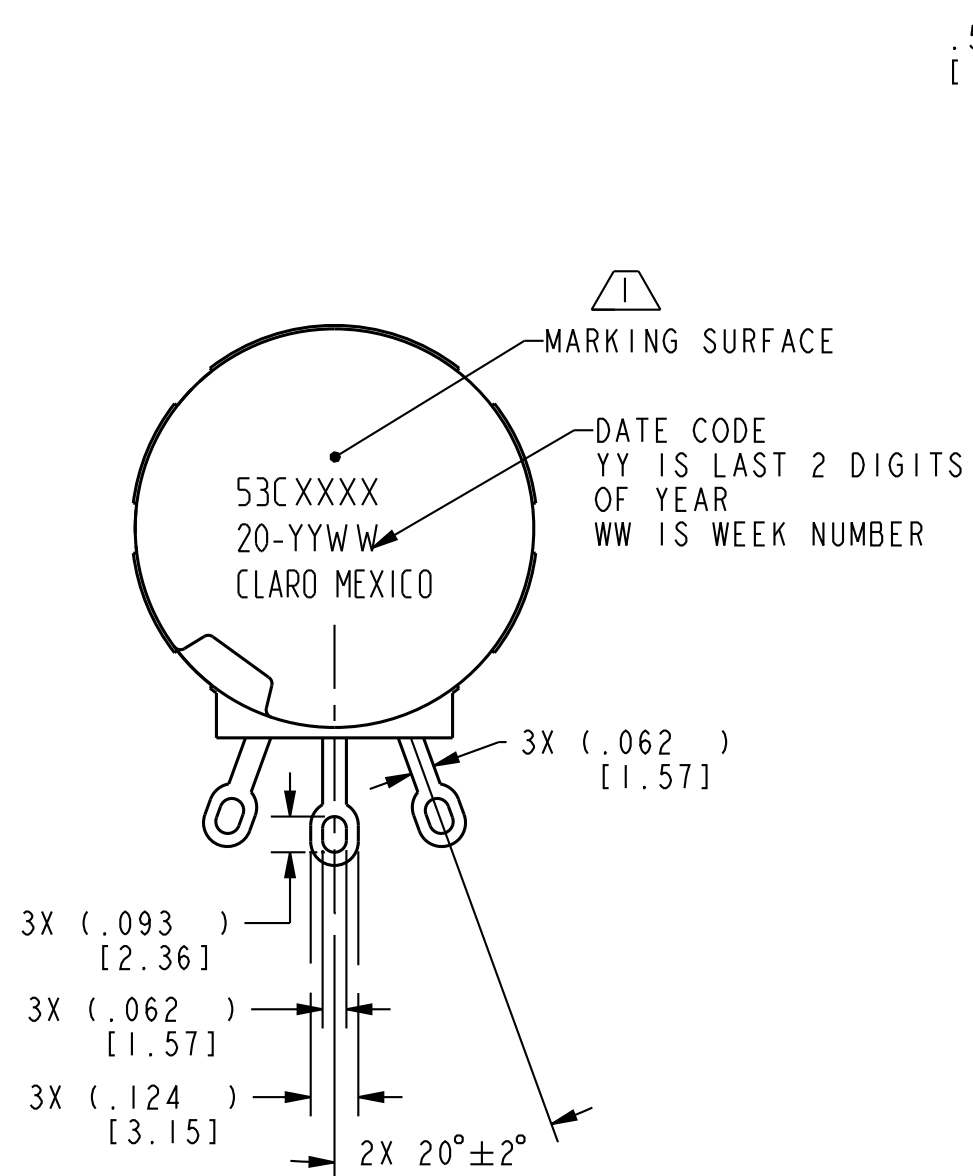


PART NUMBER
SEE SHEET-2 TABLE

REVISION HISTORY					
REV	DOCUMENT	DESCRIPTION	CHGD BY	DATE	APPROVED
A	0109357	INITIAL RELEASE	BM	2014-05-15	M. MIKE



GENERAL SPECIFICATIONS AND NOTES:

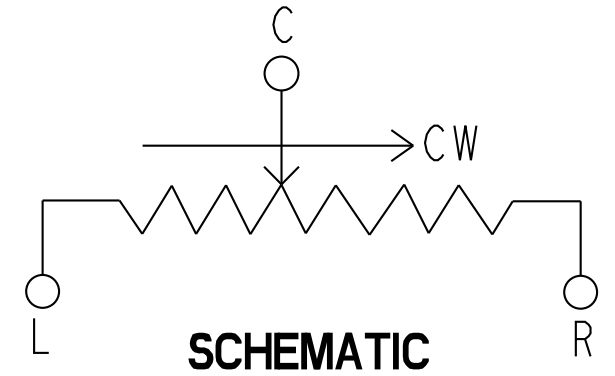
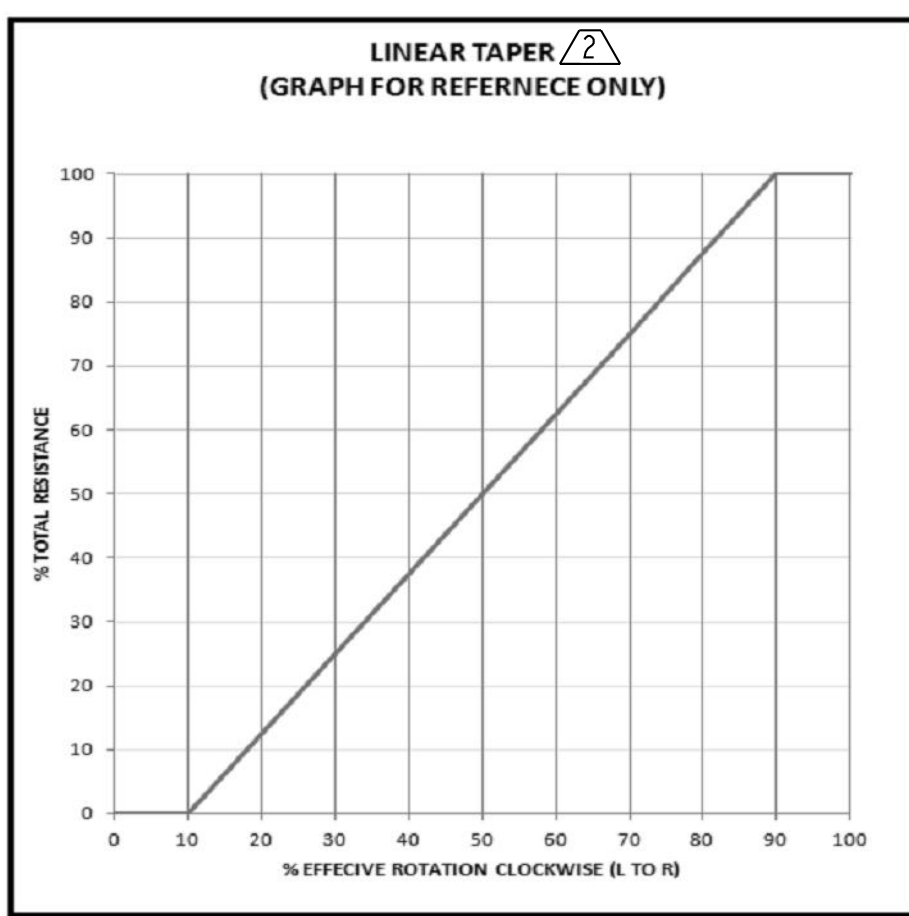
SERIES: 53C.
CONDUCTIVE PLASTIC ELEMENT.
SUPPLIED WITH MOUNTING NUT AND LOCKING WASHER, PACKAGED UNASSEMBLED.
MARKING INFORMATION SHOWN ON BOTTOM SURFACE.
REFER TO TABLE FOR SPECIFIC LISTING MARKING INFORMATION.
WEIGHT OF SINGLE CONTROL: .072 LBS [33 gm] APPROX.
VALUES ARE SHOWN IN STANDARD AND METRIC UNITS. METRIC UNITS ARE IN [].
IF CONVERSION DIFFERENCE EXISTS, THE STANDARD UNIT PREVAILS.

ELECTRICAL SPECIFICATIONS:

TAPER: LINEAR
LINEARITY (INDEPENDENT): ±5%
MAX WORKING VOLTAGE: 500 VDC.
DIELECTRIC STRENGTH: 1000 VAC FOR 60s @ ATM [1 MPa],
450 VAC FOR 60s @ 3.4 IN Hg. [11.5 kPa].
POWER RATING: 2W @ 158°F [70°C], DE-RATED TO 0 @ 248°F [120°C].
CRV 3% MAX OF TOTAL RESISTANCE.
END RESISTANCE: (REFER TO TABLE).
RESISTANCE AND TOLERANCE: (REFER TO TABLE).
ELECTRICAL ROTATION: (REFER TO TABLE).
EFFECTIVE ELECTRICAL ROTATION: (REFER TO TABLE).

OPERATIONAL SPECIFICATIONS:

ROTATIONAL LIFE: 25,000 CYCLES.
OPERATING TEMPERATURE: -67°F [-55°C] TO 248°F [120°C].
ROTATIONAL TORQUE (REFER TO TABLE).
STOP TORQUE: (REFER TO TABLE).
MECHANICAL ROTATION: (REFER TO TABLE).



MATERIALS	
SHAFT	NICKEL PLATED BRASS
RETAINING RING	NICKEL PLATED BRASS
BUSHING	NICKEL PLATED BRASS
BUSHING PLATE	NICKEL PLATED BRASS
TERMINAL BASE	THERMOSET PLASTIC
TERMINALS	BRASS, SOLDER DIP FINISH (SEE LISTING TABLE)
COVER	STAINLESS STEEL
LOCK WASHER	NICKEL PLATED PHOS BRONZE
MOUNTING NUT	NICKEL PLATED BRASS

**MULTI-SHEET
DRAWING**

UNLESS OTHERWISE SPECIFIED DIMENSIONS ARE IN INCHES DECIMAL TOL NO PLACE --- ±.400 1 PLACE --- ±.030 2 PLACE --- ±.010 3 PLACE --- ±.005 ANGULAR TOL - ±2° CHAMFER - ±5°		THIRD ANGLE PROJECTION	
MATERIAL SEE TABLE		FINISH	
APPLICABLE DOCUMENTS: ASME Y14.100-2004 ASME Y14.5-2009		COMPUTER GENERATED DRAWING: PRO/ENGINEER	

Honeywell				
TITLE 53C, S-TAPER, SLOTTED SHAFT STD BUSHING, SOLDER TERMS				
SIZE C	CAGE CODE -	DWG NO 53C-MATRIX-IDWG-4	TYPE I	REV A
SCALE 2:1		REF WT: SEE NOTE	SHEET 1 of 2	
RELEASE DATE 2014-04-08	DRW: B. MOHAPATRA 2014-03-14	RDE: M. MIKE 2014-03-14	QA: -	CHK: M. MIKE 2014-03-14
HONEYWELL CONFIDENTIAL THIS DOCUMENT CONTAINS PROPRIETARY INFORMATION AND SUCH INFORMATION MAY NOT BE DISCLOSED TO OTHERS FOR ANY PURPOSE, NOR USED FOR MANUFACTURING PURPOSES WITHOUT WRITTEN PERMISSION FROM HONEYWELL				


4

3

2

1

PART NUMBER
SEE SHEET-2 TABLE

LISTING	CHARACTERISTICS												MARKING 					LISTING SPECIFIC MATERIALS
	RES (Ω)	RES TOL (±%)	END RES @CCW (Ω MAX)	END RES @CW (Ω MAX)	ELEC ROT (±3°)	EFF ELEC ROT (TYP)	SHAFT LENGTH (IN[mm])	BUSHING LENGTH (IN[mm])	LOC PIN	MECH ROT (±3°)	ROT TORQUE (OZ-IN [mN·m])	STOP TORQUE (LB-IN [N·m], MIN)	LINE-1	LINE-2	LINE-3	LINE-4	LINE-5	SOLDER DIP
53C33.5MEG	3.5MEG	20	10	10	312°	274°	.875 [22.23]	.375 [9.52]	1	312°	1 - 6 [7 - 42]	12 [1.4]	53C33.5MEG	3.5 MEGΩ	53C3-3.5MEG-S	20 YYWW	CLARO MEXICO	TIN-LEAD
53C345K	45K	10	4	4	312°	274°	.875 [22.23]	.375 [9.52]	1	312°	1 - 6 [7 - 42]	12 [1.4]	53C3-45K	20 XXXX	CLARO MEXICO			SAC305

D

D

C

C

B

B

A

A

Honeywell

TITLE **53C, S-TAPER, SLOTTED SHAFT
STD BUSHING, SOLDER TERMS**

SIZE C	CAGE CODE -	DWG NO 53C-MATRIX-IDWG-4	TYPE I	REV A
SCALE NONE	REF WT: SEE NOTE	SHEET 2 of 2		

4

3

2

1