

NON-ISOLATED DC/DC CONVERTERS

8.3 Vdc - 14 Vdc Input

0.75 Vdc - 5.5 Vdc/6 A Output



Jan. 25, 2013


Bel Power, Inc. , a subsidiary of Bel Fuse, Inc.

VRBA-06A2Ax

RoHS Compliant

Rev.B

- Non-Isolated
- High Efficiency
- High Power Density
- Fixed Frequency
- Remote On/Off
- Active Low/High (Option)
- Certificated to UL60950-1/CSA C22.2 No.60950-1, 2rd edition, am1
- Under-Voltage Lockout (UVLO)
- OCP/SCP
- Wide Input Range
- Wide Trim Range
- Flexible Output Voltage Sequencing



Applications

- Networking
- Computers and peripherals
- Telecommunications

Description

The Bel VRBA-06A2Ax modules are a series of non-isolated dc/dc converters that deliver up to 6 A of output current with full load efficiency of 92% at 5.0 Vdc output. These modules provide precisely regulated voltage programmable via external resistor from 0.75 Vdc to 5.5 Vdc over a wide range of input voltage (8.3 Vdc - 14 Vdc). These modules have a sequencing feature that enables designers to implement various types of output voltage sequencing when powering multiple voltages on a board. The open-frame construction and small footprint enable designers to develop cost and space-efficient solutions. Standard features include remote On/Off, over current protection, short current protection, wide input, and programmable output voltage.

Part Selection

Output Voltage	Input Voltage	Max. Output Current	Max. Output Power	Typical Efficiency	Model Number Active Low	Model Number Active High
0.75 V - 5.5 V	8.3 V - 14 V	6 A	33 W	92%	VRBA-06A2AL	VRBA-06A2A0

Notes: 1.Change the last character "L" to "C" to indicate 0.20" pin length.

2. Add "G" suffix at the end of the model number to indicate Tray Packaging.

Part Number Explanation

$\frac{V}{1} \frac{R}{2} \frac{BA}{3} - \frac{06}{4} \frac{A}{5} \frac{2A}{6} \frac{x}{7}$

1---Vertical mount

2---RoHS 6, change "R" to "7" means RoHS 5

3---Series name

4---Series code

5---Wide input range (8.3-14V)

6---Wide trim

7---Option, "x" of the model part number to be 0-9, A-Z, which will represent the special request of customer.

NON-ISOLATED DC/DC CONVERTERS

8.3 Vdc - 14 Vdc Input

0.75 Vdc - 5.5 Vdc/6 A Output



Jan. 25, 2013

Bel Power, Inc., a subsidiary of Bel Fuse, Inc.

Absolute Maximum Ratings

Parameter	Min	Typ	Max	Notes
Input Voltage (continuous)	-0.3 V	-	15 V	
Output Enable Terminal Voltage	-0.3 V	-	15 V	
Sequencing Voltage ¹	-0.3 V	-	V _{in}	
Ambient Temperature	-40 °C	-	85 °C	
Storage Temperature	-55 °C	-	125 °C	

Notes: All specifications are typical at 25 °C unless otherwise stated.

1. VRBA-06A2Ax series of modules include a sequencing feature that enables users to implement various types of output voltage sequencing in their applications. This is accomplished via an additional sequencing pin. When the sequencing feature is not used, tie the SEQ pin to V_{in} or leave the SEQ pin floating.

Input Specifications

Parameter	Min	Typ	Max	Notes
Input Voltage	8.3 V	12 V	14 V	
Input Current (full load)				
V _o =5.0 V	-	2.75 A	4.0 A	
V _o =3.3 V	-	1.85 A	2.8 A	
V _o =2.5 V	-	1.45 A	2.2 A	
V _o =1.8 V	-	1.05 A	1.6 A	
V _o =0.75 V	-	0.55 A	0.8 A	
Input Current (no load)				
V _o =5.0 V	-	-	100 mA	
V _o =0.75 V	-	-	20 mA	
Remote Off Input Current	-	1 mA	2 mA	
Input Reflected Ripple Current (pk-pk)	-	120 mA	-	Tested with two 100 uF/25 V tantalum input capacitors & simulated source impedance of 1uH, 5 Hz to 20 MHz.
Input Reflected Ripple Current (rms)	-	40 mA	-	
I ² t Inrush Current Transient	-	0.002 A ² s	0.02 A ² s	
Turn-on Voltage Threshold	-	8.1 V	8.2 V	
Turn-off Voltage Threshold	-	7.5 V	8.0 V	

Note: All specifications are typical at 25 °C unless otherwise stated.

Output Specifications

Parameter	Min	Typ	Max	Notes
Output Voltage Set Point	-2%V _{o,set}	-	2%V _{o,set}	V _{in} =12 V, I _o =I _{o,max}
Output Voltage Set Point	-2.5%V _{o,set}	-	3.5%V _{o,set}	Over all operating input voltages, resistive loads and temperature conditions
Adjustment Range Selected by External Resistor or Voltage	0.7525 V	-	5.5 V	
Load Regulation	-0.5%V _{o,set}	0.4%V _{o,set}	0.5%V _{o,set}	I _o =I _o , min to I _o , max
Line Regulation	-0.4%V _{o,set}	0.3%V _{o,set}	0.4%V _{o,set}	V _{in} =V _{in} , min to V _{in} , max
Regulation Over Temperature (-40 °C to +85 °C)	-	0.5%V _{o,set}	-	T _{ref} =T _a , min to T _a , max
Output Current	0 A	-	6 A	

NON-ISOLATED DC/DC CONVERTERS

8.3 Vdc - 14 Vdc Input

0.75 Vdc - 5.5 Vdc/6 A Output



Jan. 25, 2013

Bel Power, Inc., a subsidiary of Bel Fuse, Inc.

Output Specifications(continued)

Parameter	Min	Typ	Max	Notes
Current Limit Threshold	7.2 A	-	18 A	
Short Circuit Surge Transient	-	0.25 A ² s	-	
Ripple and Noise (pk-pk)				Tested with 0-20 MHz, with 10 uF/10 V tantalum capacitor & 1uF/10 V TDK ceramic capacitor at the output.
Vo=0.75 V	-	20 mV	-	
Vo=3.3 V	-	60 mV	-	
Vo=5.0 V	-	75 mV	-	
Ripple and Noise (rms)				
Vo=0.75 V	-	7 mV	-	
Vo=3.3 V	-	20 mV	-	
Vo=5.0 V	-	25 mV	-	
Turn on Time	-	8 mS	10 mS	
Overshoot at Turn on	-	0%	3%	
Output Capacitance				
ESR ≥ 1mohm	0 uF	-	1000 uF	
ESR ≥ 10mohm	0 uF	-	3000 uF	
Transient Response				
50% ~ 100% Max Load	Vo = 0.75 V -5.5 V	-	200 mV	di/dt=2.5 A/uS; Vin=12 V; and with 10 uF/10 V tantalum capacitor & 1 uF/10 V ceramic capacitor at the output.
Settling Time		-	50 uS	
100% ~ 50% Max Load		-	200 mV	
Settling Time		-	50 uS	

Note: All specifications are typical at nominal input (Vin=12 V), full load at 25 °C unless otherwise stated.

General Specifications

Parameter	Min	Typ	Max	Notes
Efficiency				Measured at Vin=12 V, full load
Vo=5.0 V	87%	90%	-	
Vo=3.3 V	85%	88%	-	
Vo=2.5 V	82%	85%	-	
Vo=1.8 V	80%	83%	-	
Vo=0.75 V	68%	71%	-	
Switching Frequency	250 kHz	300 kHz	350 kHz	
Over Temperature Shutdown	-	135 °C	-	
Output Trim Range (wide trim)	0.7525 V	-	5.5 V	
MTBF	3,266,517 hours			Calculated Per Bell Core SR-332 (Io = Nominal; Ta = 25 °C)
Dimensions				
Inches (L x W x H)	1 x 0.5 x 0.243			
Millimeters (L x W x H)	25.4 x 12.7 x 6.16			
Weight	-	3 g	-	

Note: All specifications are typical at 25 °C unless otherwise stated.

NON-ISOLATED DC/DC CONVERTERS

8.3 Vdc - 14 Vdc Input

0.75 Vdc - 5.5 Vdc/6 A Output



Jan. 25, 2013

Bel Power, Inc., a subsidiary of Bel Fuse, Inc.

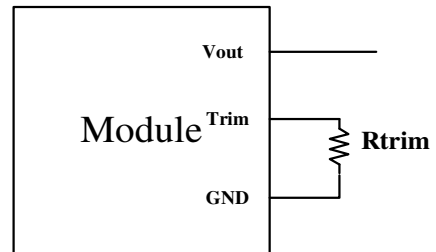
Control Specifications

Parameter	Min	Typ	Max	Notes
Signal Low (Unit Off)	-0.3 V	-	0.4 V	VRBA-06A2A0; Remote On/Off pin open, Unit on.
Signal High (Unit On)	2.5 V	-	14 V	
Signal Low (Unit On)	-0.3 V	-	0.4 V	VRBA-06A2AL; Remote On/Off pin open, Unit on.
Signal High (Unit Off)	2.5 V	-	14 V	
Sequencing Voltage	0 V	-	V _{in}	Sequencing Voltage applied on SEQ pin should be higher than output voltage.
Sequencing Slew Rate Capability	-	-	2 V/mS	
Sequencing Delay Time	10 mS	-	-	Delay from V _{in} , min to application of voltage on SEQ pin
Tracking Accuracy	Power-Up	-	100 mV	
	Power-Down	-	200 mV	

Output Trim Equations

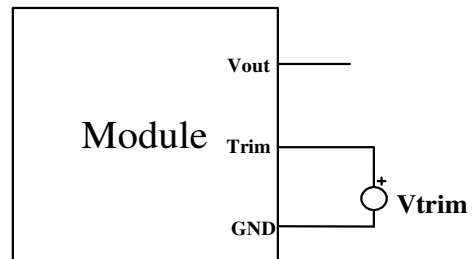
Equation for calculating the trim resistor (in kΩ) given the desired adjusted voltage (V_{adj}) is shown below. The Trim Up resistor should be connected between the Trim pin and Ground.

$$R_{trim} = \frac{10.507}{V_{adj} - 0.7525} - 1$$



Equation for calculating the trim voltage (in V) given the desired adjusted voltage (V_{adj}) is shown below. The Trim Up voltage should be connected between the Trim pin and Ground.

$$V_{trim} = 0.7 - 0.0667 \times (V_{adj} - 0.7525)$$



NON-ISOLATED DC/DC CONVERTERS

8.3 Vdc - 14 Vdc Input

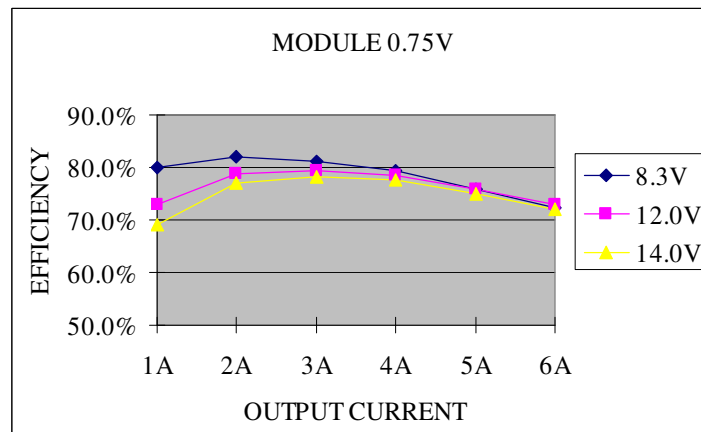
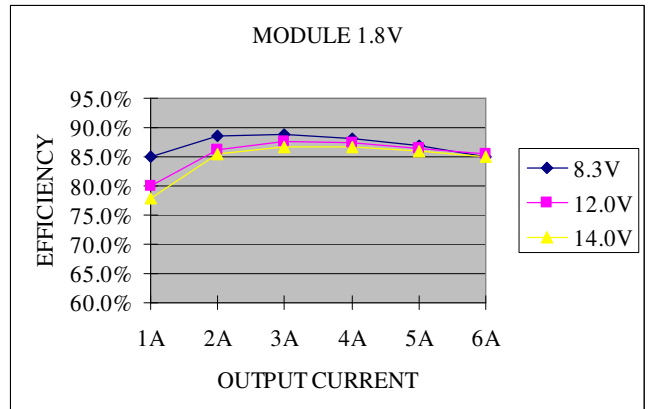
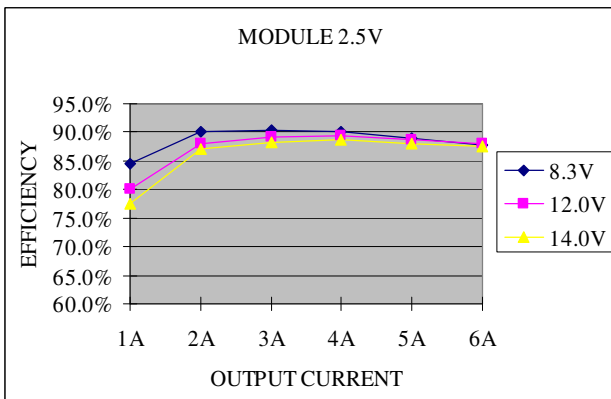
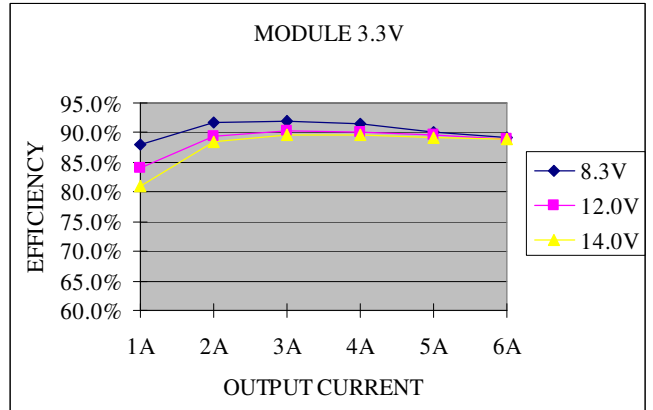
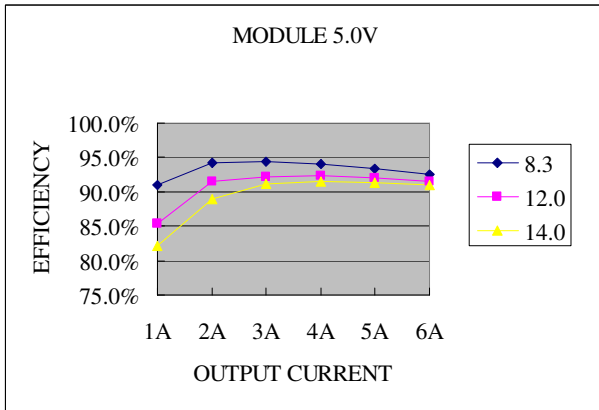
0.75 Vdc - 5.5 Vdc/6 A Output



Jan. 25, 2013

Bel Power, Inc., a subsidiary of Bel Fuse, Inc.

Efficiency Data



NON-ISOLATED DC/DC CONVERTERS

8.3 Vdc - 14 Vdc Input

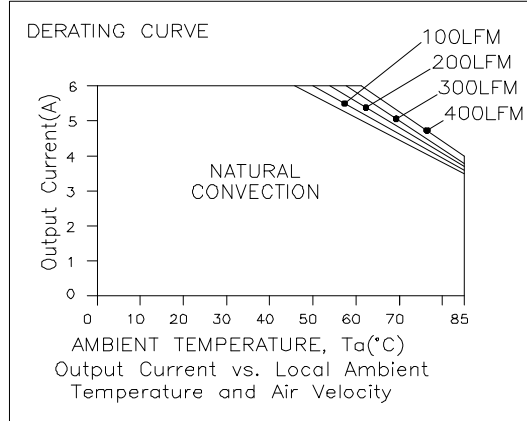
0.75 Vdc - 5.5 Vdc/6 A Output



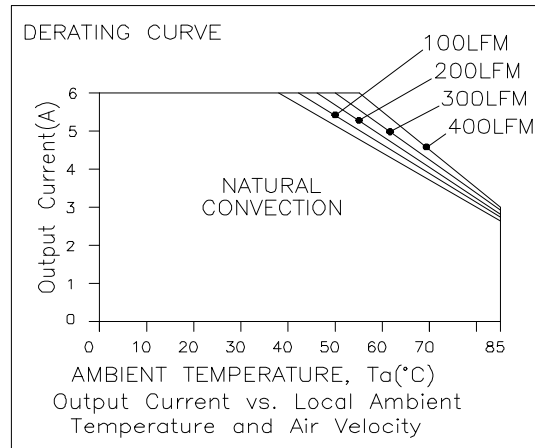
Jan. 25, 2013

Bel Power, Inc., a subsidiary of Bel Fuse, Inc.

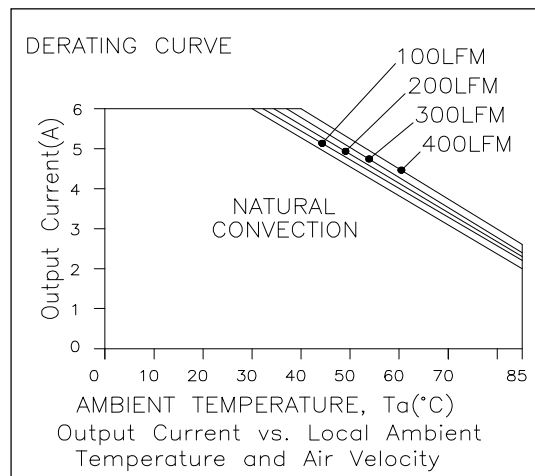
Thermal Derating Curves



$V_{in}=12\text{ V}$, $V_o=0.75\text{ V}$



$V_{in}=12\text{ V}$, $V_o=2.5\text{ V}$



$V_{in}=12\text{ V}$, $V_o=5.0\text{ V}$

NON-ISOLATED DC/DC CONVERTERS

8.3 Vdc - 14 Vdc Input

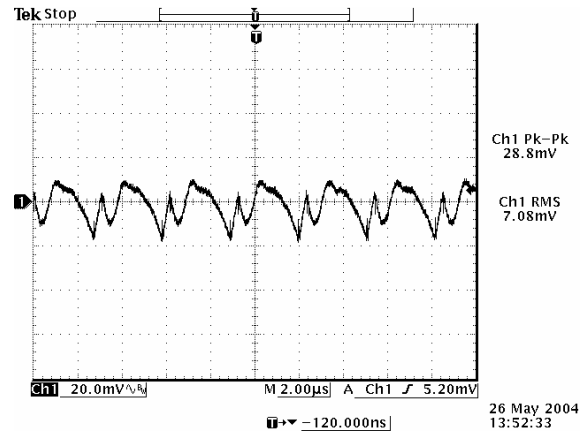
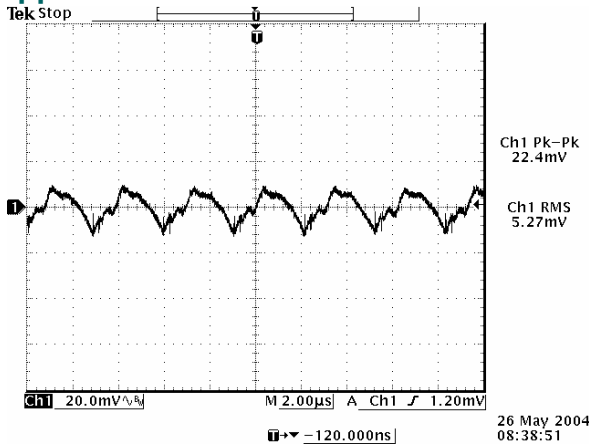
0.75 Vdc - 5.5 Vdc/6 A Output



Jan. 25, 2013

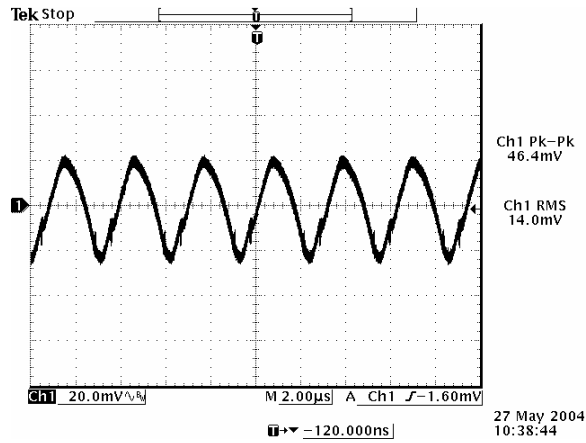
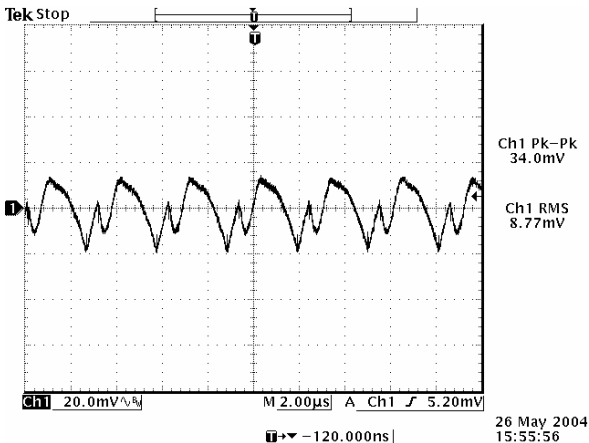
Bel Power, Inc., a subsidiary of Bel Fuse, Inc.

Ripple and Noise Waveforms



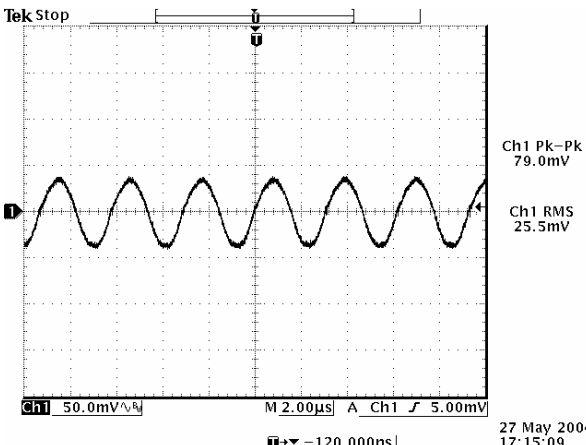
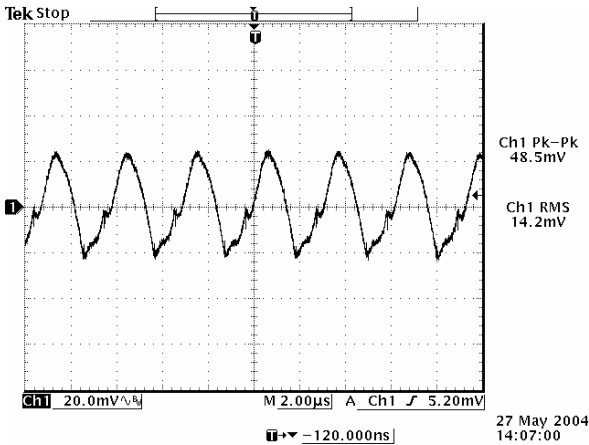
Ripple and noise at full load, $V_{in}=12\text{ V}$, $V_o=0.75\text{ V}$

Ripple and noise at full load, $V_{in}=12\text{ V}$, $V_o=1.2\text{ V}$



Ripple and noise at full load, $V_{in}=12\text{ V}$, $V_o=1.8\text{ V}$

Ripple and noise at full load, $V_{in}=12\text{ V}$, $V_o=2.5\text{ V}$



Ripple and noise at full load, $V_{in}=12\text{ V}$, $V_o=3.3\text{ V}$

Ripple and noise at full load, $V_{in}=12\text{ V}$, $V_o=5.0\text{ V}$

Note: The output ripple and noise is tested at 0-20 MHz BW, 10 $\mu\text{F}/10\text{ V}$ tantalum capacitor and 1 $\mu\text{F}/10\text{ V}$ ceramic capacitor, $T_a=25\text{ deg C}$.

NON-ISOLATED DC/DC CONVERTERS

8.3 Vdc - 14 Vdc Input

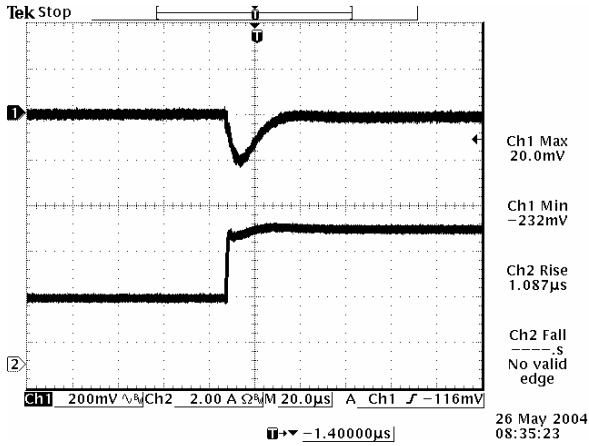
0.75 Vdc - 5.5 Vdc/6 A Output



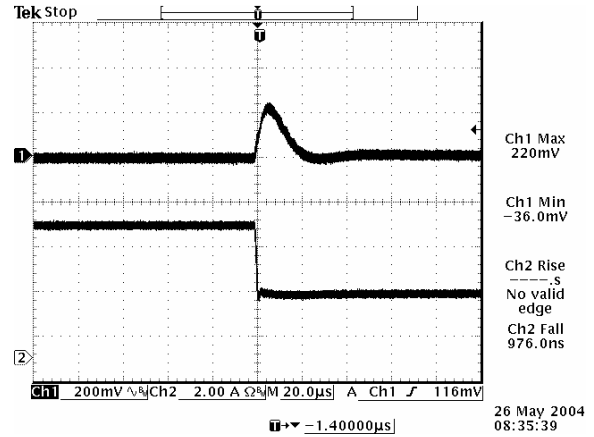
Jan. 25, 2013

Bel Power, Inc., a subsidiary of Bel Fuse, Inc.

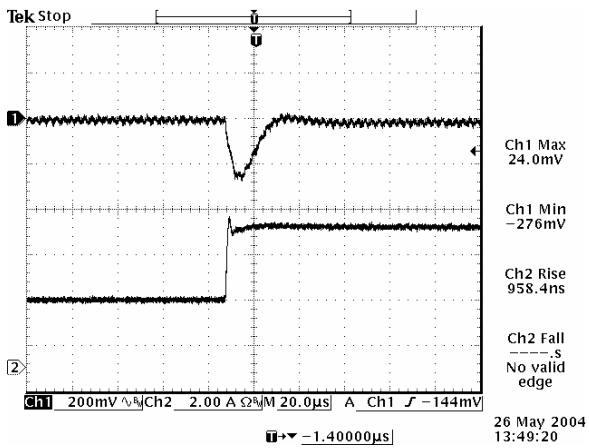
Transient Response Waveforms



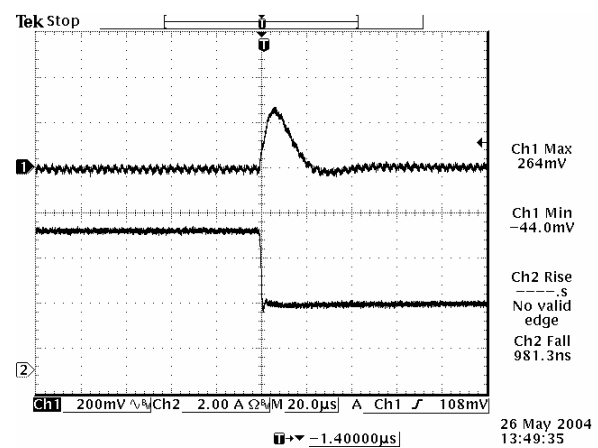
50% to 100% load step at $V_{in}=12\text{ V}$, $V_o=0.75\text{ V}$



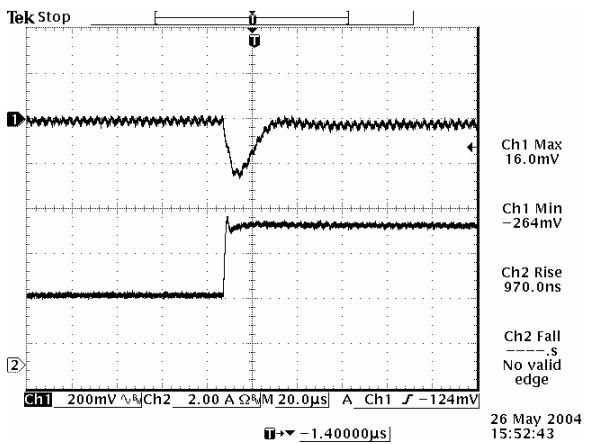
100% to 50% load step at $V_{in}=12\text{ V}$, $V_o=0.75\text{ V}$



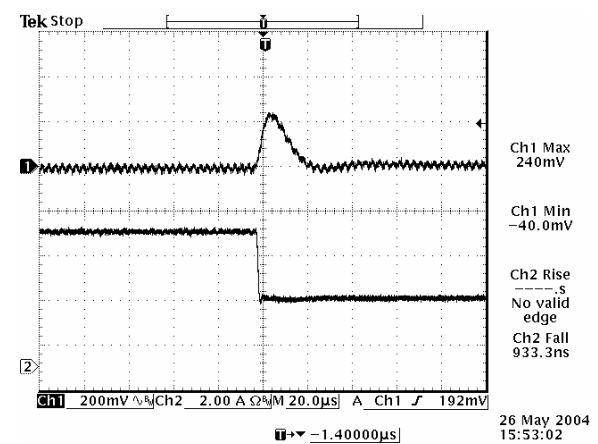
50% to 100% load step at $V_{in}=12\text{ V}$, $V_o=1.2\text{ V}$



100% to 50% load step at $V_{in}=12\text{ V}$, $V_o=1.2\text{ V}$



50% to 100% load step at $V_{in}=12\text{ V}$, $V_o=1.8\text{ V}$



100% to 50% load step at $V_{in}=12\text{ V}$, $V_o=1.8\text{ V}$

NON-ISOLATED DC/DC CONVERTERS

8.3 Vdc - 14 Vdc Input

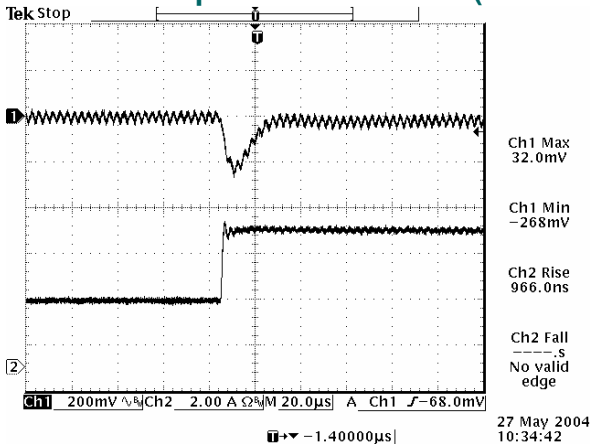
0.75 Vdc - 5.5 Vdc/6 A Output



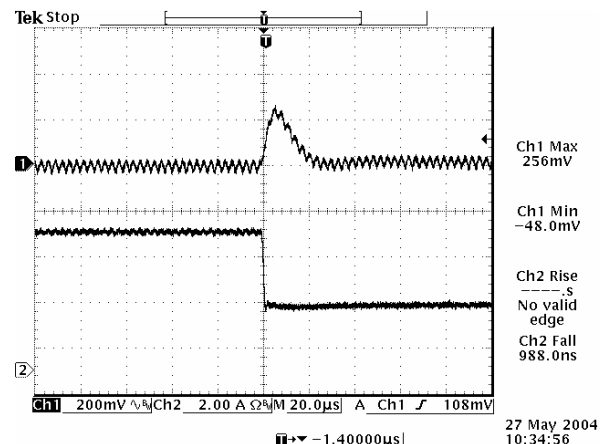
Jan. 25, 2013

Bel Power, Inc., a subsidiary of Bel Fuse, Inc.

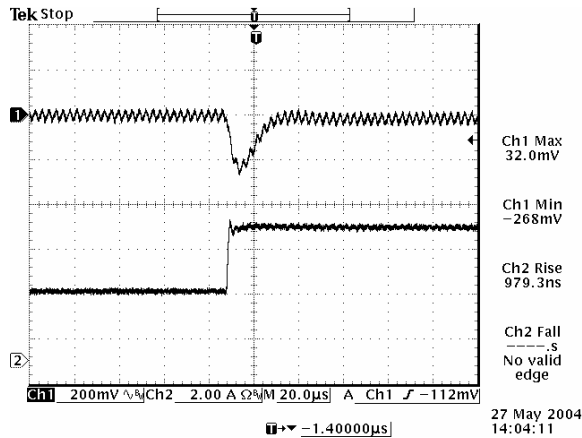
Transient Response Waveforms (continued)



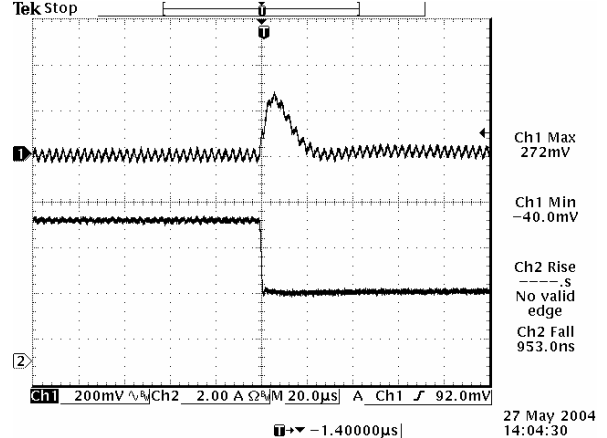
50% to 100% load step at $V_{in}=12\text{ V}$, $V_o=2.5\text{ V}$



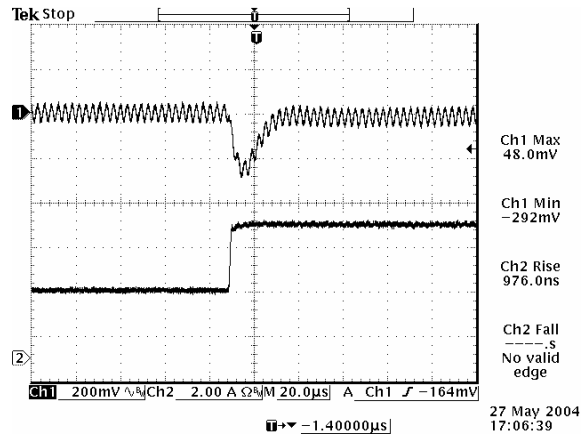
100% to 50% load step at $V_{in}=12\text{ V}$, $V_o=2.5\text{ V}$



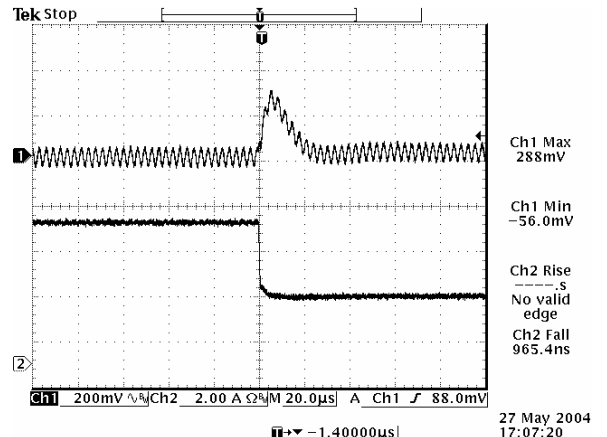
50% to 100% load step at $V_{in}=12\text{ V}$, $V_o=3.3\text{ V}$



100% to 50% load step at $V_{in}=12\text{ V}$, $V_o=3.3\text{ V}$



50% to 100% load step at $V_{in}=12\text{ V}$, $V_o=5.0\text{ V}$



100% to 50% load step at $V_{in}=12\text{ V}$, $V_o=5.0\text{ V}$

Note: Transient response is tested at $di/dt=2.5\text{ A/uS}$, with $10\text{ uF}/10\text{ V}$ tantalum capacitor and $1\text{ uF}/10\text{ V}$ ceramic capacitor, $T_a=25\text{ deg C}$.

NON-ISOLATED DC/DC CONVERTERS

8.3 Vdc - 14 Vdc Input

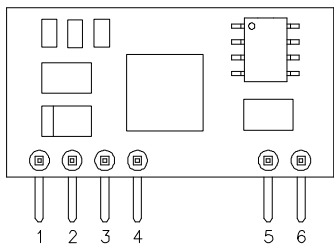
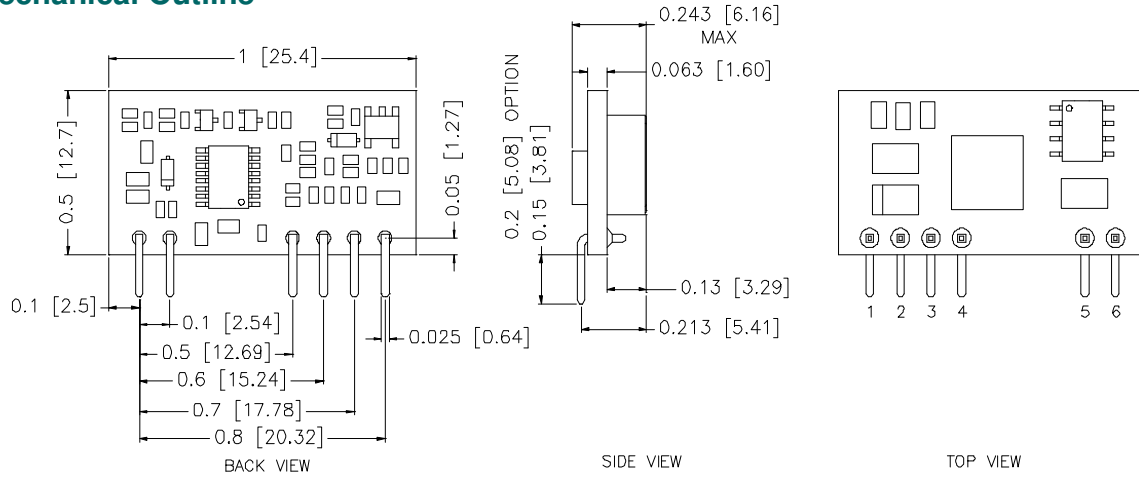
0.75 Vdc - 5.5 Vdc/6 A Output



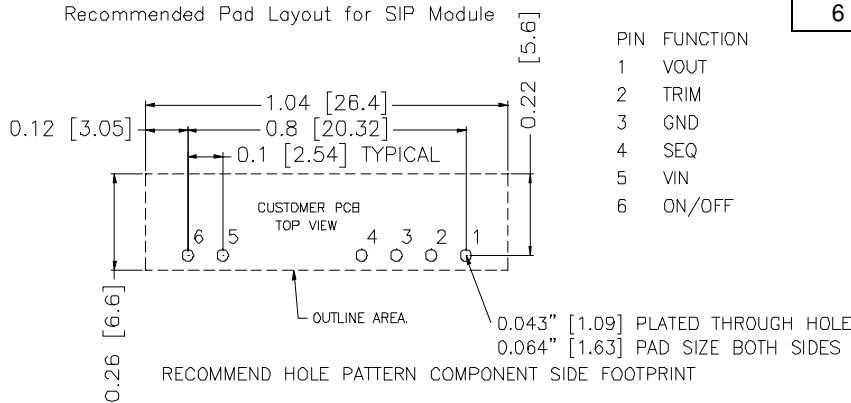
Jan. 25, 2013

Bel Power, Inc., a subsidiary of Bel Fuse, Inc.

Mechanical Outline



Recommended Pad Layout for SIP Module



Pin Connections

Pin	Function
1	Vout+
2	Trim
3	Ground
4	SEQ
5	Vin+
6	Remote On/Off

PIN	FUNCTION
1	VOUT
2	TRIM
3	GND
4	SEQ
5	VIN
6	ON/OFF

Note:

- 1) All Pins: Material - Copper Alloy;
Finish – 3 micro inches minimum Gold over 50 micro inches minimum Nickel plate.
- 2) Undimensioned components are shown for visual reference only.
- 3) All dimensions in inches (mm); Tolerances: x.xx +/-0.02 in. (x.x +/-0.5mm) x.xxx +/-0.010 in. (x.xx +/-0.25mm).

NON-ISOLATED DC/DC CONVERTERS

8.3 Vdc - 14 Vdc Input

0.75 Vdc - 5.5 Vdc/6 A Output



Jan. 25, 2013

Bel Power, Inc. , a subsidiary of Bel Fuse, Inc.

Revision History

Date	Revision	Changes Detail	Approval
2007-01-12	A	Change version to A	Lynn
2013-01-25	B	Update UL.	HL

RoHS Compliance

Complies with the European Directive 2002/95/EC, calling for the elimination of lead and other hazardous substances from electronic products.



©2013 Bel Fuse Inc. Specifications subject to change without notice. 012513

CORPORATE

Bel Fuse Inc.
206 Van Vorst Street
Jersey City, NJ 07302
Tel 201-432-0463
Fax 201-432-9542
www.belfuse.com

FAR EAST

Bel Fuse Ltd.
8F/ 8 Luk Hop Street
San Po Kong
Kowloon, Hong Kong
Tel 852-2328-5515
Fax 852-2352-3706
www.belfuse.com

EUROPE

Bel Fuse Europe Ltd.
Preston Technology Management Centre
Marsh Lane, Suite G7, Preston
Lancashire, PR1 8UD, U.K.
Tel 44-1772-556601
Fax 44-1772-888366
www.belfuse.com