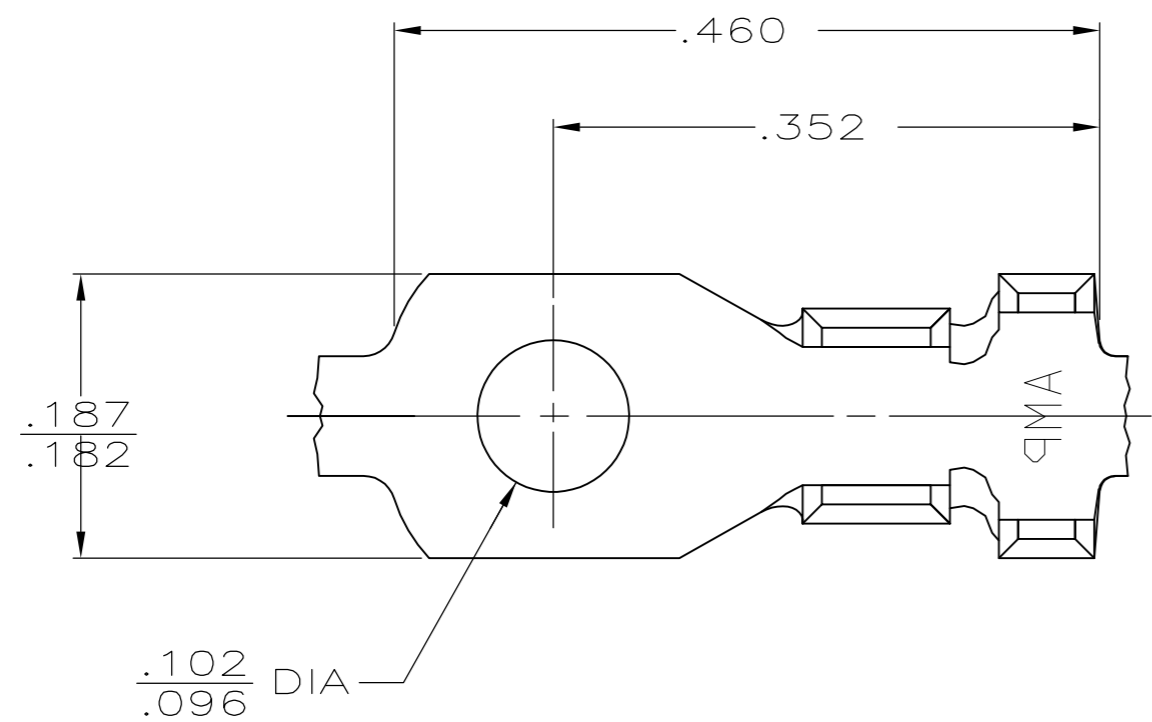
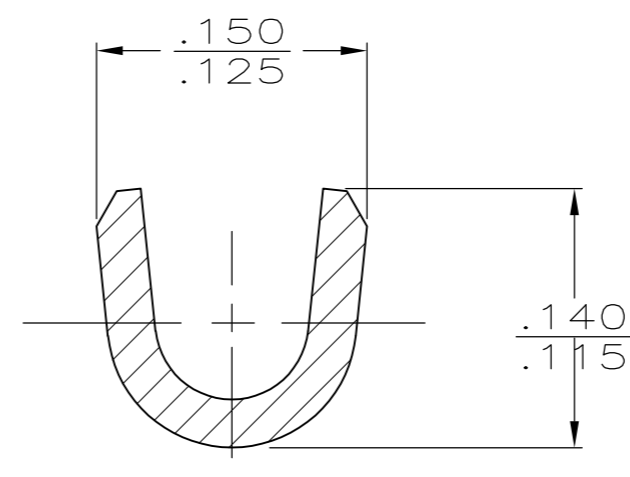
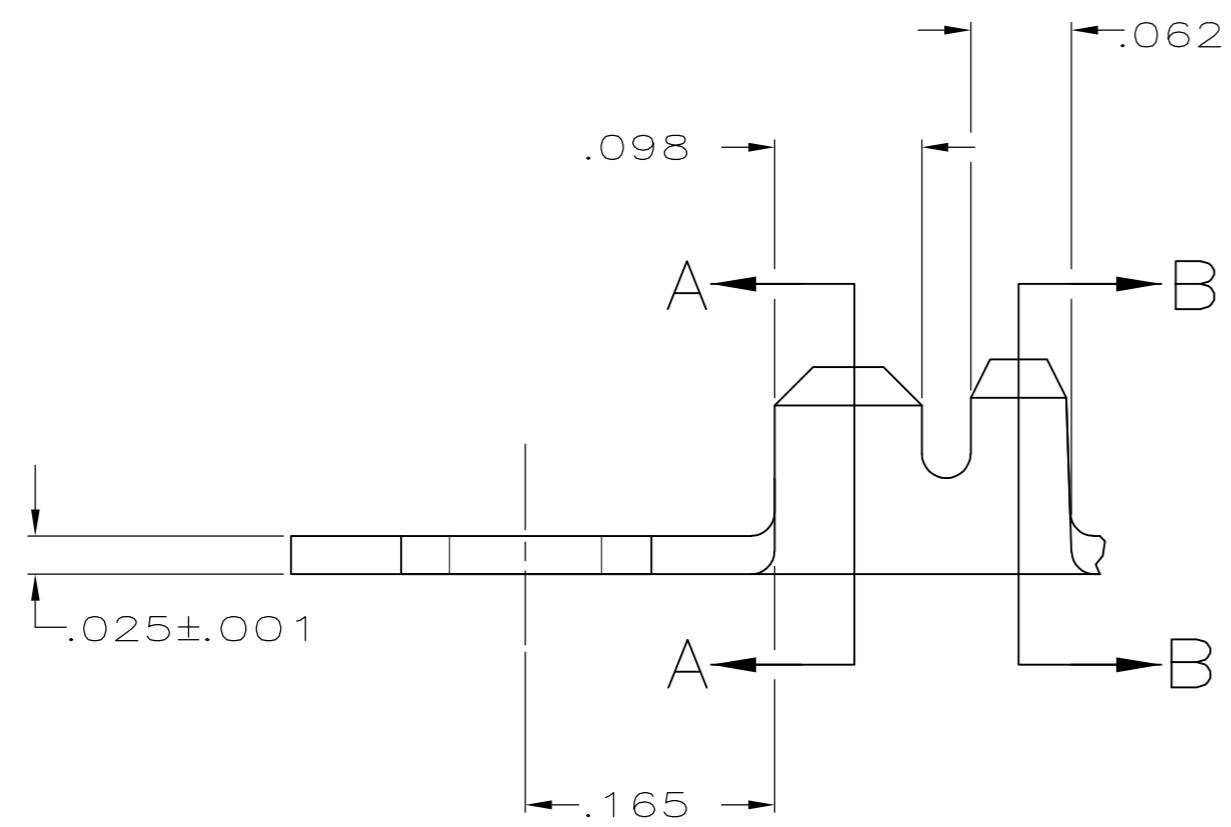


THIS DRAWING IS UNPUBLISHED. RELEASED FOR PUBLICATION
 © COPYRIGHT BY TYCO ELECTRONICS CORPORATION. ALL INTERNATIONAL RIGHTS RESERVED.

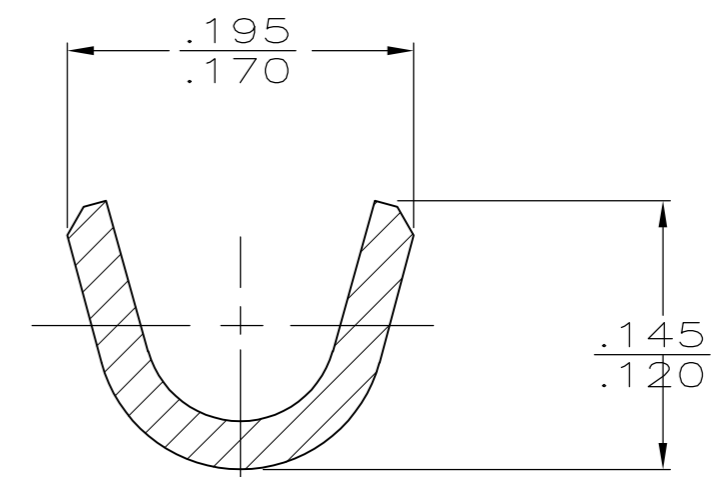
LOC	DIST	REVISIONS					
AF	50	P	LTR	DESCRIPTION	DATE	DWN	APVD
		C		REVISED PER ECR-10-006099	09JUL10	HMR	PD



1. CONTINUOUS STRIP ON REELS



SECTION A-A
SCALE 10:1



SECTION B-B
SCALE 10:1

0	.140	.125	F	.120	.064	16
					.059	18
					.057	20
TYPE	WIDTH	STRIP LENGTH ±.015	TYPE	WIDTH	±.002 HEIGHT	WIRE
INSUL BARREL CRIMP			WIRE BARREL CRIMP			

THIS DRAWING IS A CONTROLLED DOCUMENT.

DIMENSIONS: INCHES	TOLERANCES UNLESS OTHERWISE SPECIFIED:
	0 PLC ± -
	1 PLC ± -
	2 PLC ± -
	3 PLC ± .010
	4 PLC ± -
	ANGLES ± -
MATERIAL #1 HARD BRASS	FINISH TIN

.075-.110	20-16	63514-1
INSULATION RANGE	WIRE RANGE	PART NO
DWN P FORTNEY 8/18/88	Tyco Electronics Corporation Harrisburg, PA 17105-3608	
CHK JR RUTH 8/18/88	NAME RING	
APVD DF DECKER 8/18/88	PRODUCT SPEC	
APPLICATION SPEC	SIZE A2	CAGE CODE 00779
WEIGHT -	DRAWING NO C=63514	RESTRICTED TO -
CUSTOMER DRAWING	SCALE 8:1	SHEET 1 of 1