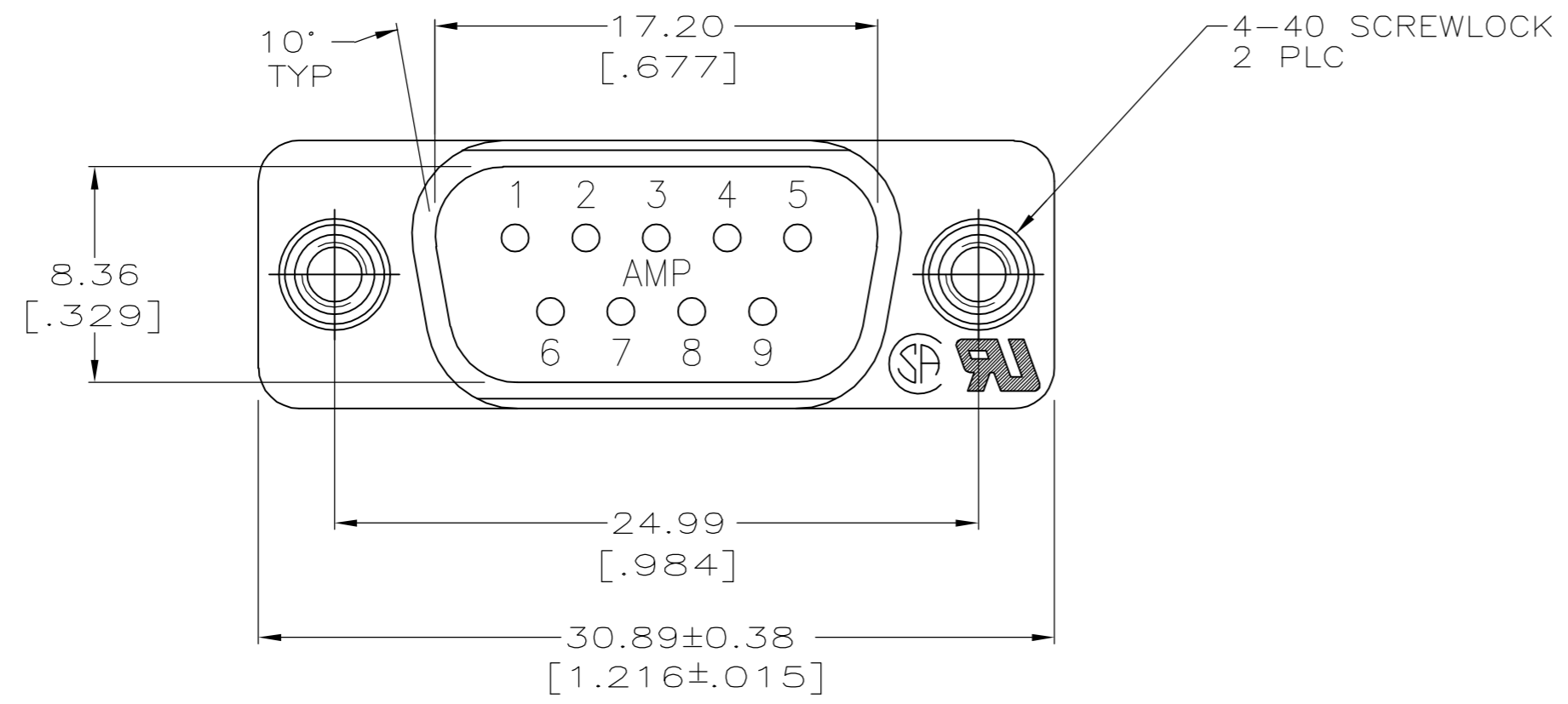
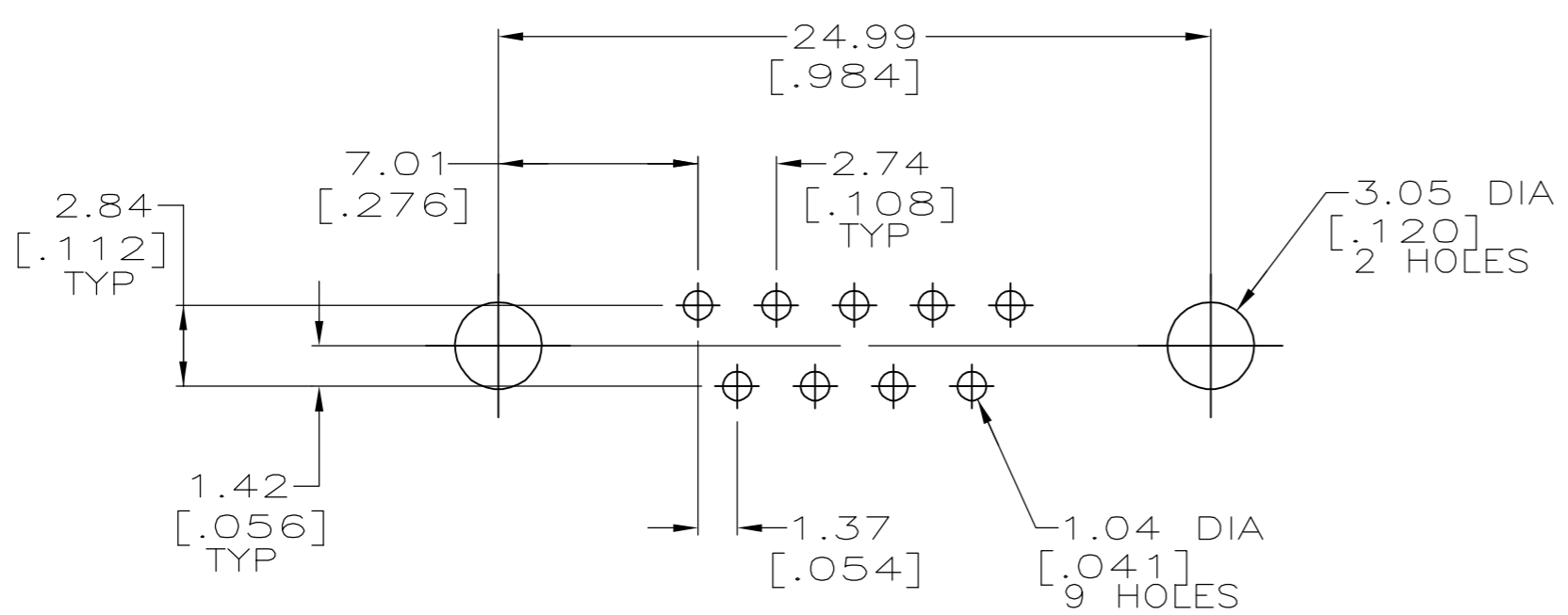
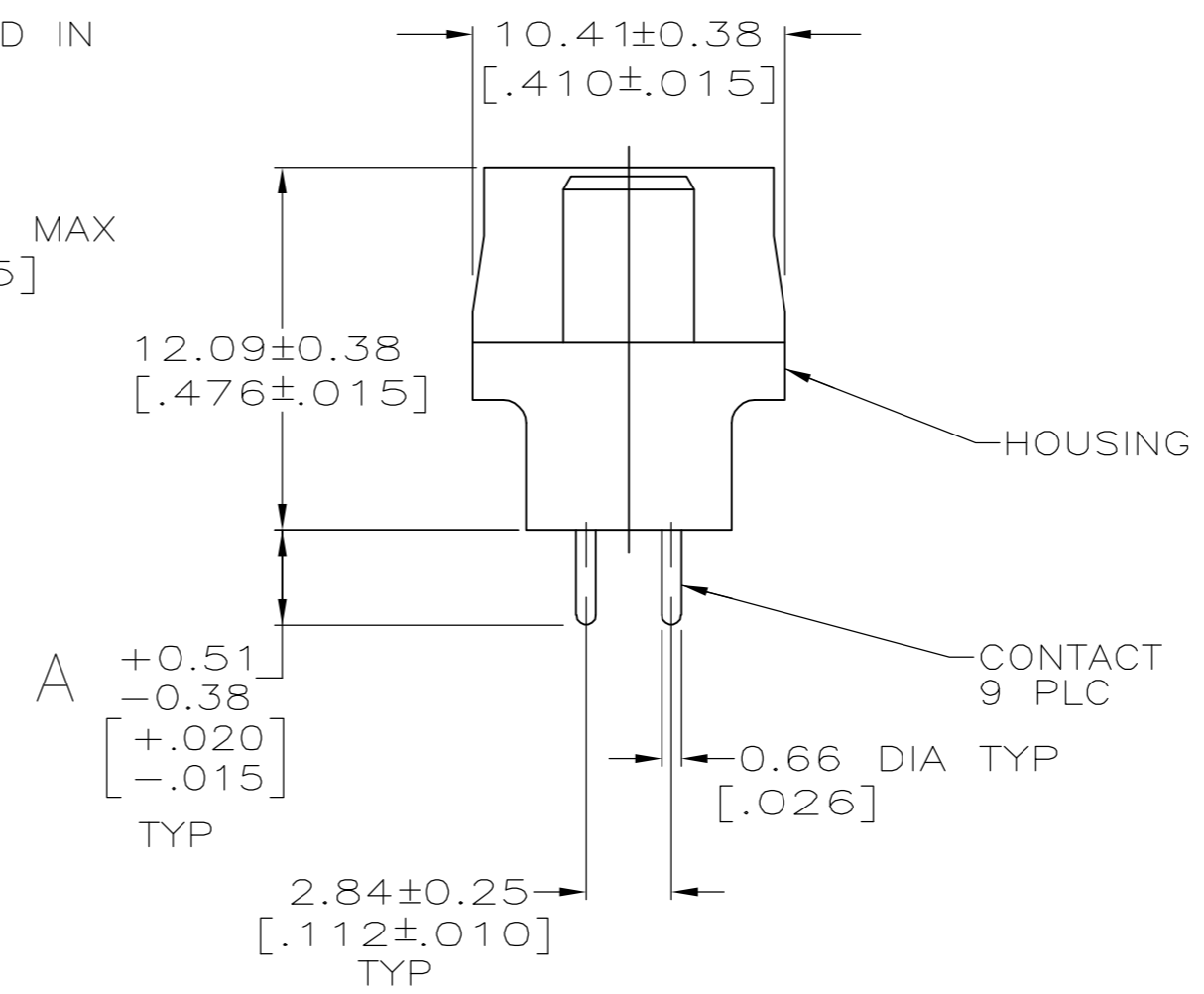
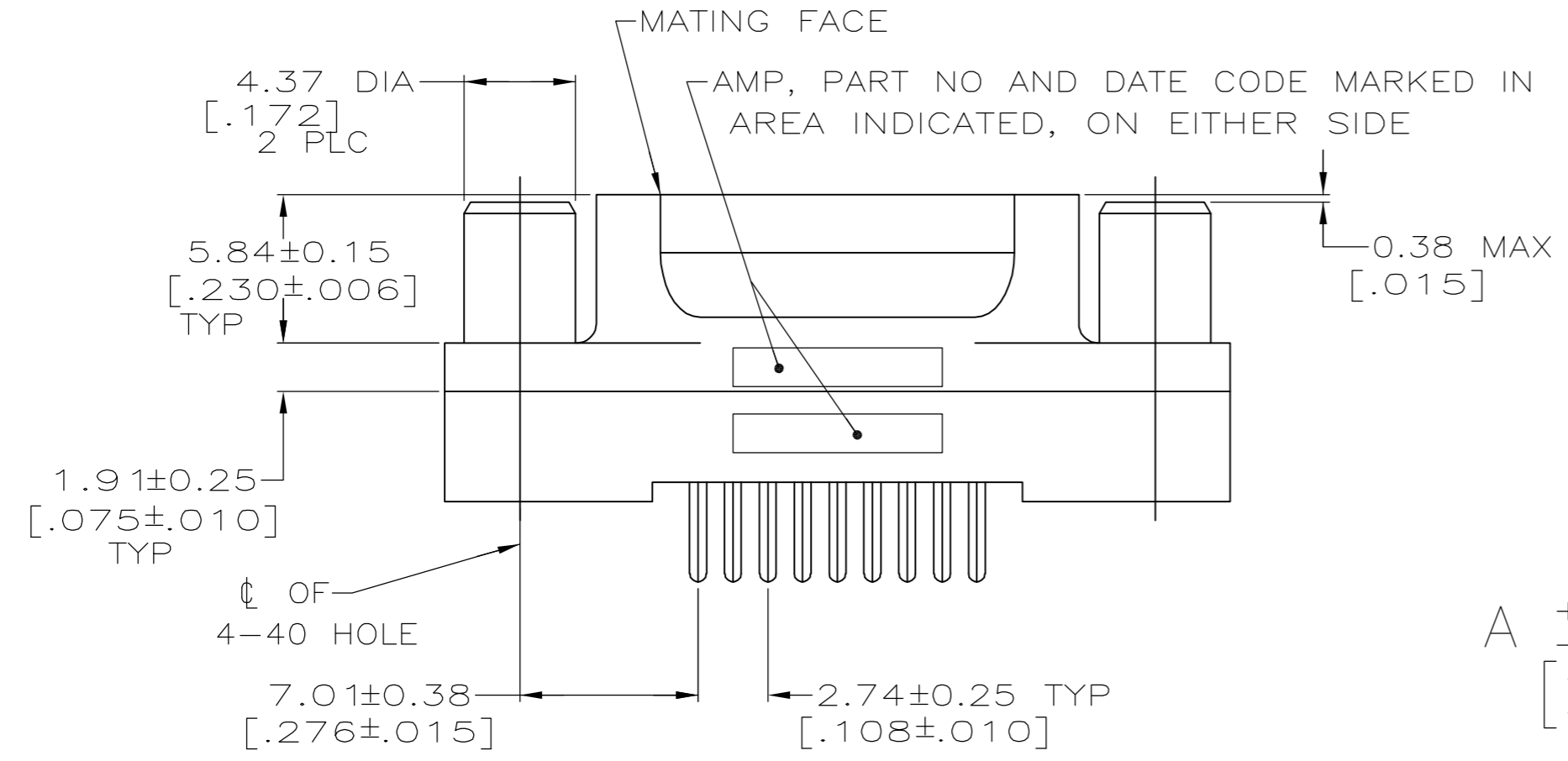


THIS DRAWING IS UNPUBLISHED. RELEASED FOR PUBLICATION
 © COPYRIGHT BY TYCO ELECTRONICS CORPORATION. ALL RIGHTS RESERVED.

LOC	DIST	REVISIONS					
GP	00	P	LTR	DESCRIPTION	DATE	DWN	APVD
		H		REVISED PER ECO-06-028338	11/DEC/06	ZMR	EDB



- ① HOUSING: BLACK POLYESTER, UL 94V-0 RATED;
CONTACTS: BRASS
SCREWLOCK: BRASS
- ② GOLD PLATED FOR LENGTH OF 3.81 [.150] MIN FROM MATING END, GOLD FLASH IN MATED AREA, 2.54µm [.000100] MIN TIN OR TIN-LEAD FOR A LENGTH OF DIMENSION A FROM OPPOSITE END, BOTH OVER 1.27µm [.000050] MIN NICKEL.
- ③ GOLD PLATED FOR LENGTH OF 3.81 [.150] MIN FROM MATING END, 0.76µm [.000030] MIN GOLD IN MATED AREA, 2.54µm [.000100] MIN TIN OR TIN-LEAD FOR A LENGTH OF DIMENSION A FROM OPPOSITE END, BOTH OVER 1.27µm [.000050] MIN NICKEL.
-OR-
GOLD FLASH OVER PALLADIUM NICKEL FOR A LENGTH OF 3.81 [.150] MIN FROM MATING END, 0.76µm [.000030] MIN PALLADIUM NICKEL IN MATED AREA, 2.54µm [.000100] MIN TIN OR TIN-LEAD FOR A LENGTH OF DIMENSION A FROM OPPOSITE END, BOTH OVER 1.27µm [.000050] MIN NICKEL.
- ④ 1.27µm [.000050] MIN NICKEL OVER COPPER FLASH.



RECOMMENDED PC BOARD MOUNTING DIMENSIONS

OBSOLETE	6.35 [.250]	③	745071-6
OBSOLETE	6.35 [.250]	② ③	745071-5
	4.32 [.170]	③	745071-4
OBSOLETE	4.32 [.170]	② ③	745071-3
	3.18 [.125]	③	745071-2
	3.18 [.125]	② ③	745071-1
	DIMENSION A	CONTACT FINISH	PART NUMBER

THIS DRAWING IS A CONTROLLED DOCUMENT.		DWN	J. McCLINTON	11-14-89	 Tyco Electronics Corporation Harrisburg, PA 17105-3608
DIMENSIONS: mm [INCHES]		CHK	R. STONE	2-1-90	
TOLERANCES UNLESS OTHERWISE SPECIFIED:		APVD	C. ROHDE	2-2-90	NAME
0 PLC ± -		PRODUCT SPEC	108-40025		PLUG ASSEMBLY, SIZE 1, 9 POSN, VERTICAL, AMPLIMITE® HD-20
1 PLC ± -		APPLICATION SPEC			SIZE
2 PLC ± 0.13 [.005]					CAGE CODE
3 PLC ± -					DRAWING NO
4 PLC ± -					RESTRICTED TO
ANGLES ± 2°					SCALE
MATERIAL	FINISH	WEIGHT			SHEET
①	SCREWLOCK ④	-			1 OF 1
	CONTACT: SEE TABLE	CUSTOMER DRAWING			REV
					H