



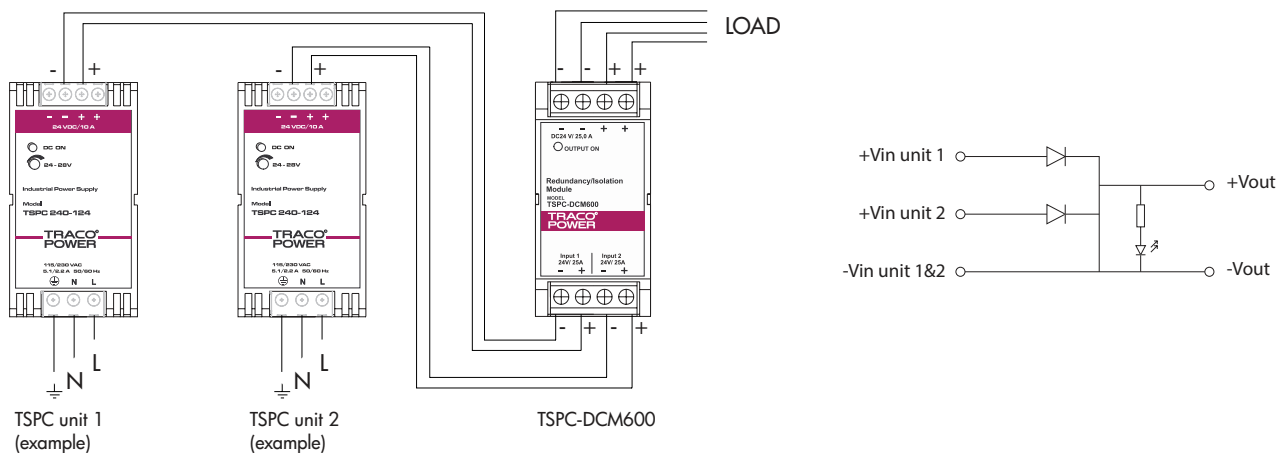
This module contains two diodes for redundant operation of two power supplies. In case a power supply fails and becomes short circuit at the output it will be isolated from the second power supply which still supplies the load. In normal operation the output current is shared between the power supplies as far as they are adjusted to the same output voltage level. There is no active current sharing and connected power supplies are «hot swapable» by qualified personnel. For supervision the DC-OK signals of the power supplies are to be used, the TSPC-DCM module itself provides no signal output.



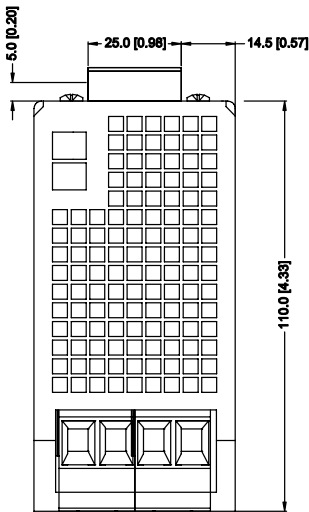
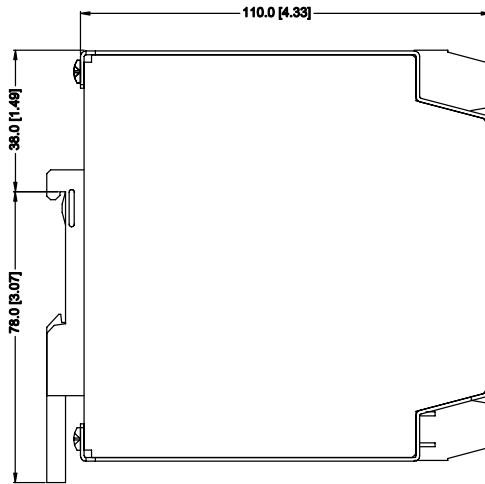
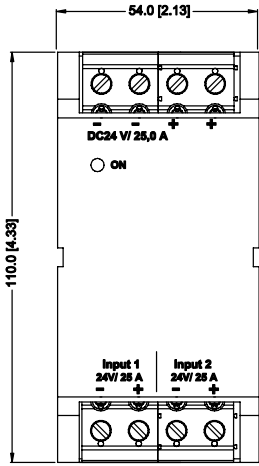
Model					
Order code	Input voltage	Input current	Max. reverse Voltage	Internal power loss (typ at 24 VDC)	Voltage drop across the diodes
TSPC-DCM600	5 – 28 VDC (24 VDC nom.)	20 mA min. 25 A max.	35 VDC	0.5 W at no load 28.8 W at full load	0.75 VDC typ. 1.2 VDC max.

Specifications		
Temperature range	– Operating	–25°C to +70°C max.
Degree of protection		IP 20 (IEC/EN 60529)
Reliability, calculated MTBF at +25°C acc. to IEC 61709		>123 Mio h
Safety standards	<ul style="list-style-type: none"> – Information technology equipment – Measurement, Control & Laboratory – Industrial control equipment – Electrical equipment for machines – Electronic equipment for power installation – Safety transformers for SMPS – Control equipment for hazardous location 	IEC/EN 60950-1, UL 60950-1, CSA 22.2 No 60950-1-07 IEC/EN 61010-1, IEC/EN 61010-2-201 UL 508, CSA-C22.2 No. 107 EN 60204-1 EN 50178 EN 61558-2-7 IEC/EN 60079-15 II3G EX nA IIC T4
Safety approvals	<ul style="list-style-type: none"> – CSA certification – CB test certificate IEC 60950-1 (SIQ for EN) 	www.tracopower.com/products/tspc-dcm-csa.pdf www.tracopower.com/products/tspc-dcm-cb.pdf
Safety and installation instruction		www.tracopower.com/products/tspc-dcm-inst.pdf

Block diagrams

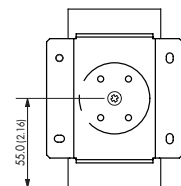
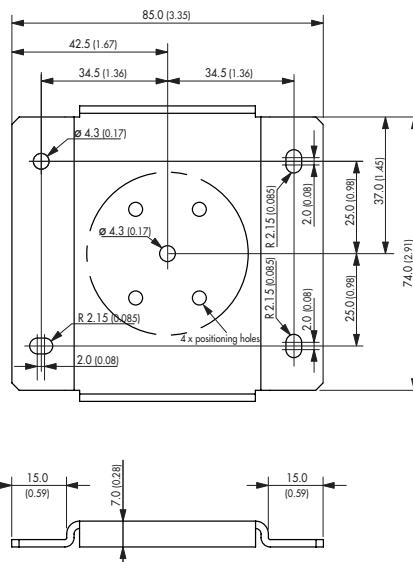


Outline Dimensions



Weight: 410 g (0.90 lb)

Wall mounting bracket (optional)
Order code: TSP-WMK03



Material: 2 mm Mild Steel
Tolerance: ±0.1 mm (±0.004)

Dimensions in [mm], () = Inch
Tolerances: ±0.5 mm (±0.02)

Specifications can be changed any time without notice.