

THIS DRAWING IS UNPUBLISHED. RELEASED FOR PUBLICATION
 © COPYRIGHT - By - TE CONNECTIVITY ALL RIGHTS RESERVED.

LOC	DIST	REVISIONS					
		P	LTR	DESCRIPTION	DATE	DWN	APVD
HB	-		F	REMOVED THE RIB ON THE BASE TO CASE ECO-15-011310	03Nov2015	YS.H	CHL

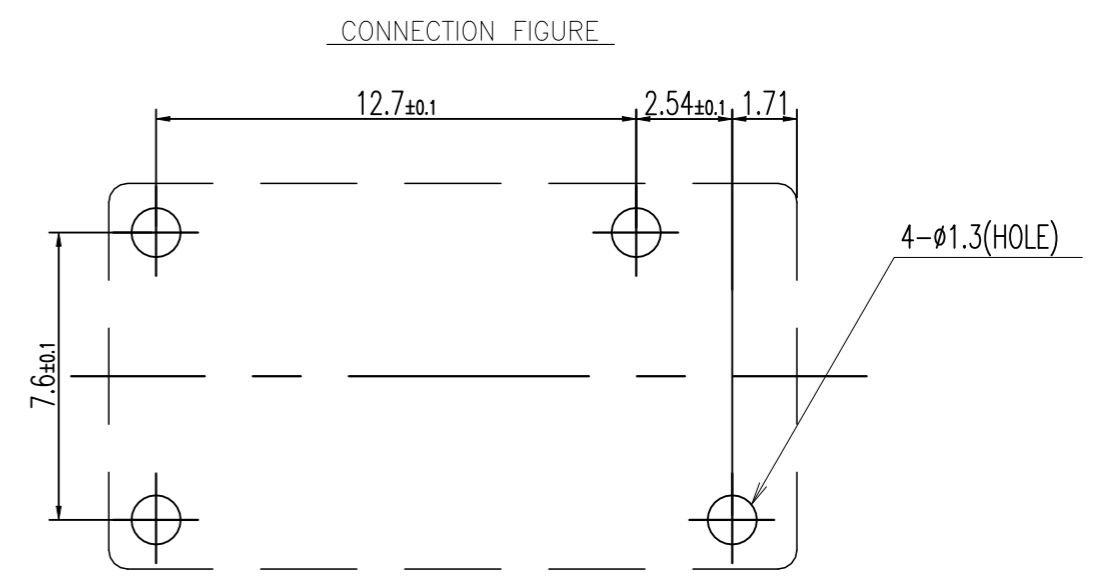
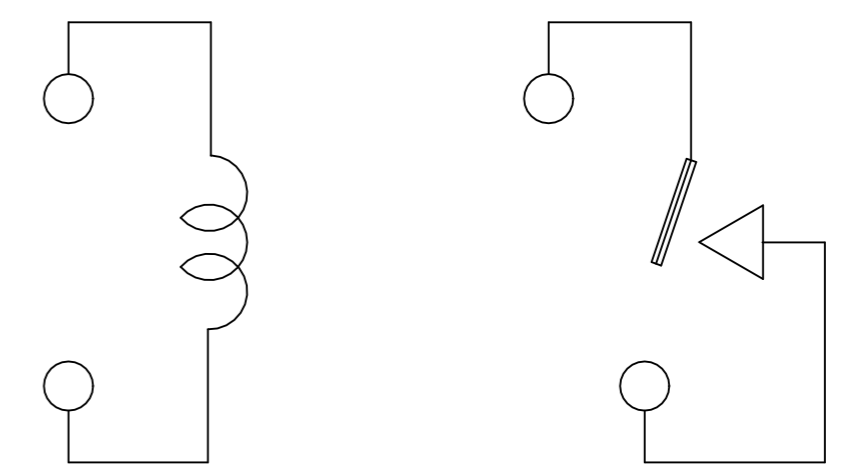
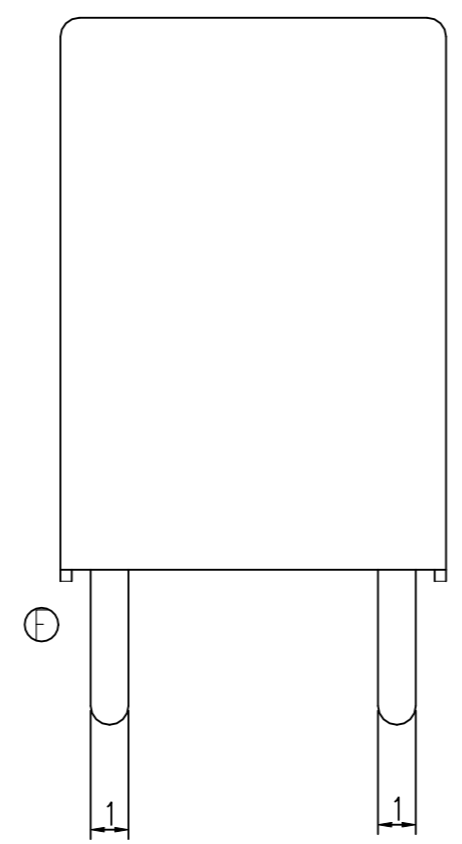
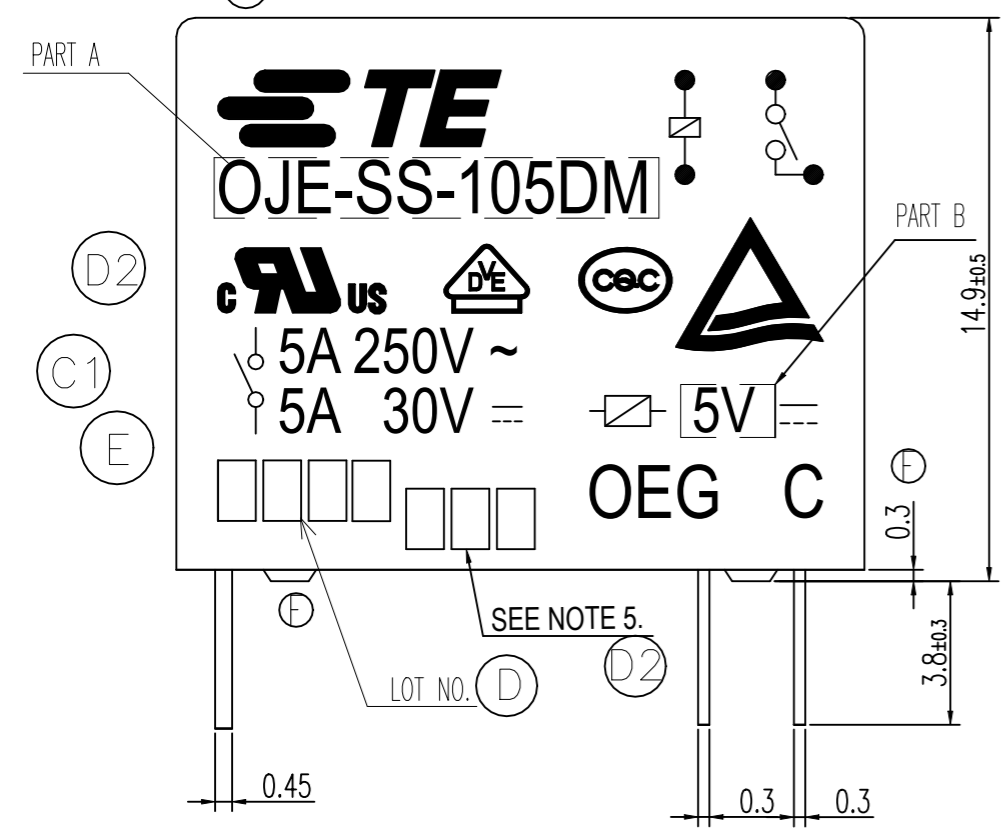

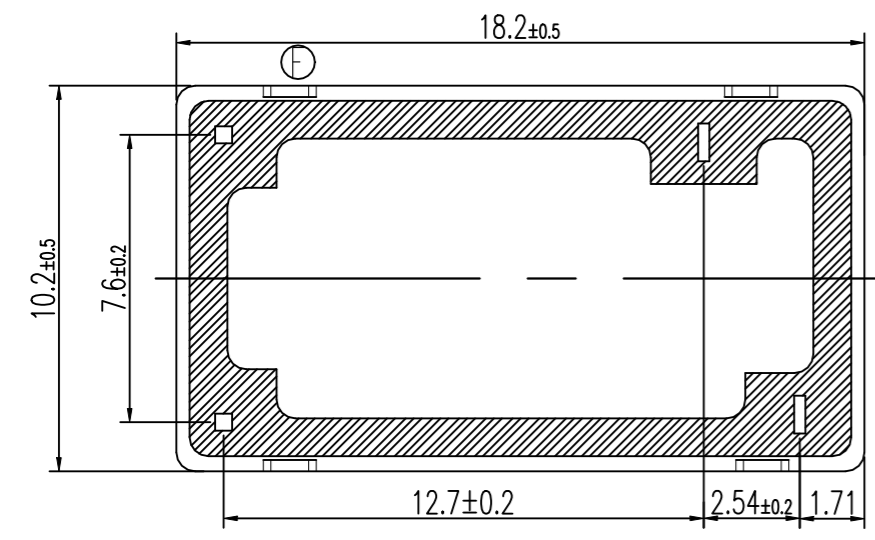


Diagram dimension	Tolerance
0.99mm max.	±0.1mm
1 - 2.99mm	±0.2mm
3mm min.	±0.3mm



THIS DRAWING IS A CONTROLLED DOCUMENT.		DWN	H.Sasaki	TE TE Connectivity			
DIMENSIONS: mm		CHK	Y.Oikawa				
TOLERANCES UNLESS OTHERWISE SPECIFIED:		APVD	A.Nagai	NAME			
0 PLC	± -	PRODUCT SPEC		OJE-SS-DM CUSTOMER DRAWING			
1 PLC	± -	APPLICATION SPEC		-			
2 PLC	± -	SIZE	A3	CAGE CODE	00779	DRAWING NO	1461104
3 PLC	± -	MATERIAL		RESTRICTED TO		-	
4 PLC	± -	WEIGHT	-	SCALE		5:1	SHEET
ANGLES	± -	FINISH		-		1 OF 2	REV
		CUSTOMER DRAWING		F			

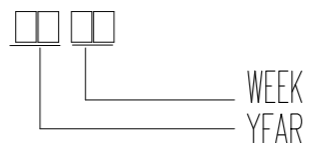
THIS DRAWING IS UNPUBLISHED. RELEASED FOR PUBLICATION
 © COPYRIGHT - By - TE CONNECTIVITY ALL RIGHTS RESERVED.

LOC	DIST	REVISIONS			
P	LTR	DESCRIPTION	DATE	DWN	APVD
HB	-	SEE SHEET 1	-	-	-

1461104-3	OJE-SS-148DM	108-79033	48V	OJE-SS-148DM	g
6-1419128-2	OJE-SS-124DM	108-79032	24V	OJE-SS-124DM	f
4-1419128-2	OJE-SS-112DM	108-79031	12V	OJE-SS-112DM	e
3-1419128-3	OJE-SS-109DM	108-79030	9V	OJE-SS-109DM	d
3-1419128-1	OJE-SS-106DM	108-79029	6V	OJE-SS-106DM	c
2-1419128-8	OJE-SS-105DM	108-79028	5V	OJE-SS-105DM	b
1461104-1	OJE-SS-103DM	108-79027	3V	OJE-SS-103DM	a
PART NO	TYPE NAME	PRODUCT SPEC	PART B	PART A	TYPE

RELAY TYPE

①② NOTES:
 1.LOT NO. SYSTEM AS FOLLOWING:



② 2.TERMINAL DIMENSION IS BEFORE SOLDER DIP;

③ 3.FOR THE TIN-PLATING OF THE PINS:
 +0.1mm FOR WIDTH,THICKNESS AND DIAMETER.
 +0.5mm FOR LENGTH.

④⑤ 4.USED WELDED CONTACT&LASER MARKING.

⑤ 5.ADD LOT NO. SYSTEM AS FOLLOWING;

① ① A I, DIGITS FOR DAY OF THE WEEK
 I ...MONDAY IN THIS WEEK;
 II ...TUESDAY IN THIS WEEK;

II, DIGITS FOR SHIFT OF THE DAY
 1...DAY SHIFT IN THIS DAY;
 2...NIGHT SHIFT IN THIS DAY;

III, ONE CHARACTER DISTINGUISH THE LINE
 IDENTITY, SUCH AS: A,B.....Z

		EPOXY RESIN	SEAL	15
		3UEW	MAGNETIC WIRE	14
94V-0		P.B.T	CASE	13
94V-0		P.B.T	BASE	12
94V-0		P.B.T	BOBBIN	11
	SOLDER DIP	C.P WIRE	COIL TERMINAL	10
94V-0		P.P.S	CARD	9
		Ag ALLOY	MOVABLE CONTACT	8
		Ag	NO.CONTACT	7
		STEEL	HINGE SPRING	6
	SOLDER DIP	PBP	NO.TERMINAL	5
	SOLDER DIP	PBS	MOVABLE SPRING	4
	NIP	STEEL	CORE	3
	NIP	STEEL	ARMATURE	2
	NIP	STEEL	YOKE	1
INCOMBUSTIBILITY	TREATMENT	MATERIAL	DESCRIPTION	ITEM

THIS DRAWING IS A CONTROLLED DOCUMENT.		DWN	H.Sasaki	TE Connectivity	
DIMENSIONS: mm		CHK	Y.Oikawa	NAME	
		APVD	A.Nagai	OJE-SS-DM CUSTOMER DRAWING	
TOLERANCES UNLESS OTHERWISE SPECIFIED:		PRODUCT SPEC	-	-	
0 PLC ± -		APPLICATION SPEC	-	SIZE	A3
1 PLC ± -		WEIGHT	-	CAGE CODE	00779
2 PLC ± -		CUSTOMER DRAWING		DRAWING NO	1461104
3 PLC ± -		SCALE 5:1		RESTRICTED TO	-
4 PLC ± -		SHEET 2 OF 2		REV	F
ANGLES ± -					
FINISH -					