

1

2

3

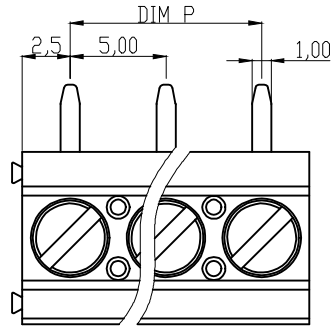
4

5

6

7

A

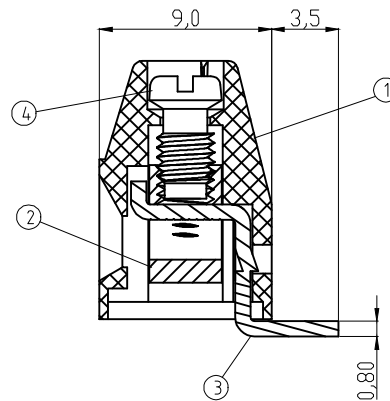
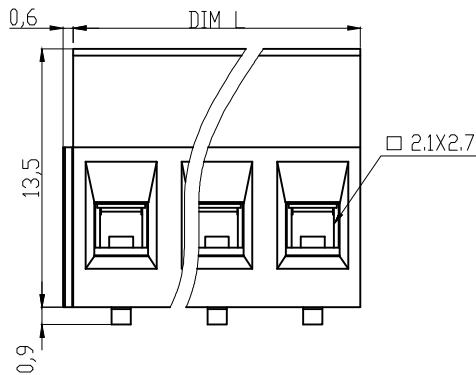


B

C

D

E



Material

- ① Terminal housing: Thermoplastic (UL94V-0) , GREE N
- ② Clamp : Brass, Ni plated
- ③ Wire guard solder pin: Brass, Tin plated
- ④ Terminal screw: Steel Zinc plating "-" slot type

Electrical cULus/FIMKO
 Voltage rating:300VAC/300VAC
 Current rating:16A/17.5A
 Wire range: 0.5-1.5mm²
 Solid wire(AWG):12-28
 Stranded wire(AWG):12-28
 Torque(Lb-In):3.5Lb-In/0.5 Nm
 Screw: M3
 Wire strip length:6-7mm
 Withstanding Voltage: 1.6KV/2.5KV
 Operating temperature: -40°C to +115°C
 Soldering temperature: 250°C±10°C/5 Sec
 Safety Approval:



A

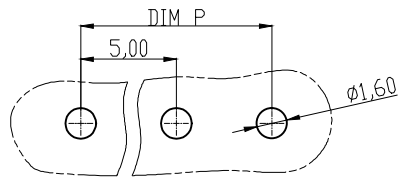
B

C

D

E

F



DIMENSION

L	Nx5.0
P	(N-1)x5.0

N=Number of poles

Poles	Tolerance	
	DIM L	DIM P
2p-6p	±0.15	±0.15
7p-12p	±0.20	±0.20
13p-18p	±0.25	±0.25
19p-24p	±0.30	±0.30

F

G

RECOMMENDER PCB LAYOUT

RoHS compliant
 Unit: mm



Scale	1:1					Date	Name	Customer-No.
TOLERANCE						Drawn	Alex	ASSMANN WSW-No. A-TB750-VIxxV
X.	±0.50					Approved	Joanna	
X.X	±0.30							
X.XX	±0.10							
DIM	TOL	①	Add UL	18.04.2016	Joanna			
X.°	±1°	②	Drawn	19.04.2010	Alex			
Angle	TOL	Id.	Modification	Date	Name	Replace	Sheet	

G

H

H

1

2

3

4

5

6

7