



1559-1610, 2400-2500, 5150-5875 & 5925-7125 MHz GNSS / Wi-Fi 6E BAND CABLED ANTENNA

**Part Numbers: 2108937-1, 2108937-2
2108937-3, 2108937-4**

FEATURES & BENEFITS

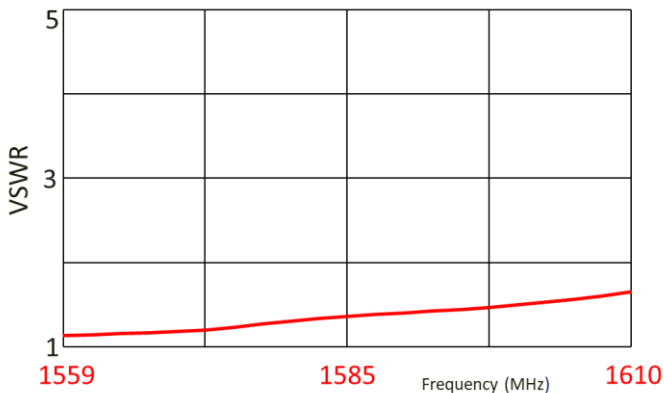
- GNSS, also including Wi-Fi 6E **new 6GHz** band, Bluetooth, ZigBee
- Adhesive backing on the FPC simplifies mounting within the device
- Ground-plane independent design
- Different cable length and connector options available

SPECIFICATIONS

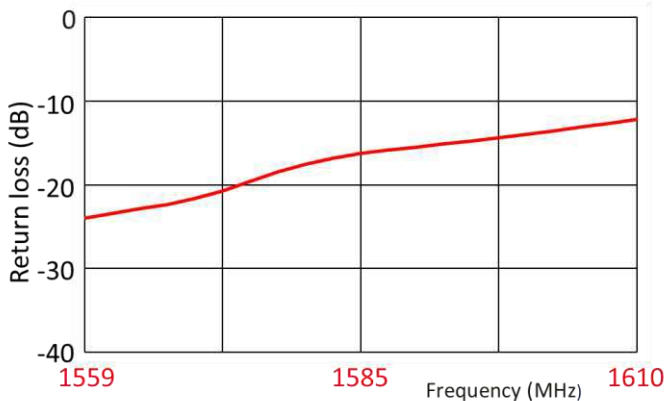
Frequency Range (MHz)	1559 - 1610	2400 - 2500	5150 - 5875	5925 - 7125
VSWR	< 1.7:1	< 1.6:1	< 1.8:1	< 1.4:1
Average Efficiency	61 %	59 %	49 %	48 %
Peak Gain	1.2 dBi	0.4 dBi	0.6 dBi	4.2 dBi
Average Gain	-2.2 dBi	-2.3 dBi	-3.1 dBi	-3.3 dBi
Power Handling	10 Watt cw			
Feed Point Impedance	50 ohms unbalanced			
Polarization	Linear			
Size	50.0 mm x 15.0 mm x 0.15mm			
Weight	< 1.05 g			
Mounting	Adhesive Tape			
Mating Connector	MHF-type receptacle (TE PN 2337019-1)			
Cable	Coaxial Cable : 1.13mm Dia.			
Operating Temperature	-40 to +85°C			
Storage Temperature	-40 to +85°C			
Hazardous Materials	A certificate of conformance is available from the product page on TE website			

RF DATA

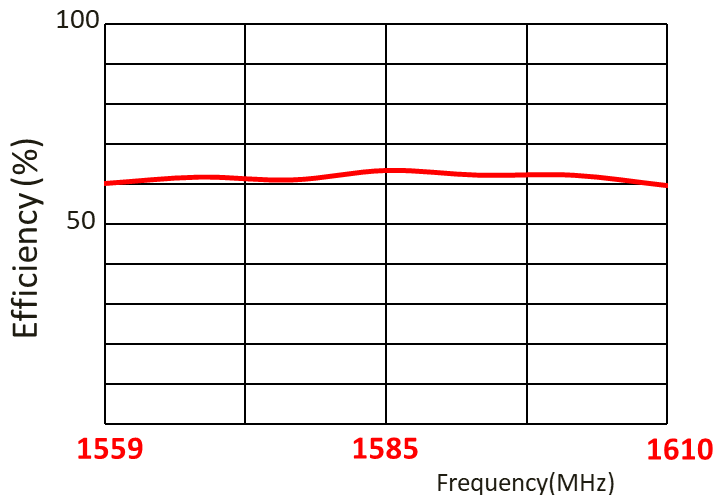
VSWR



Return Loss



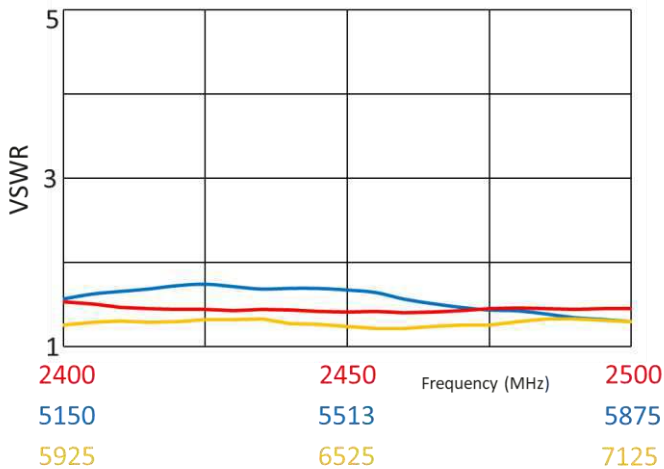
Efficiency



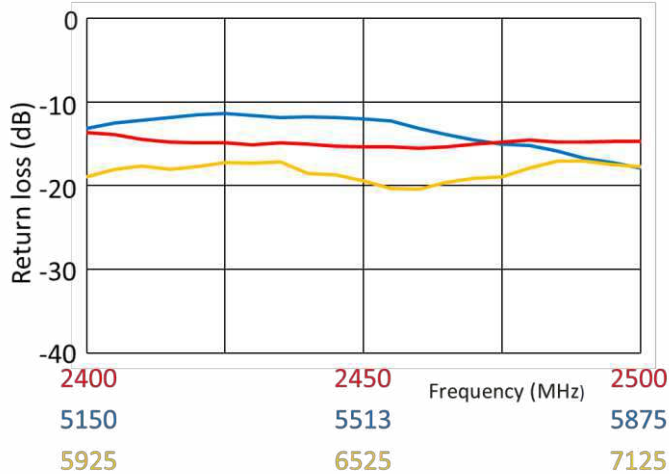
Data measured in free space and on plastic device enclosure

RF DATA

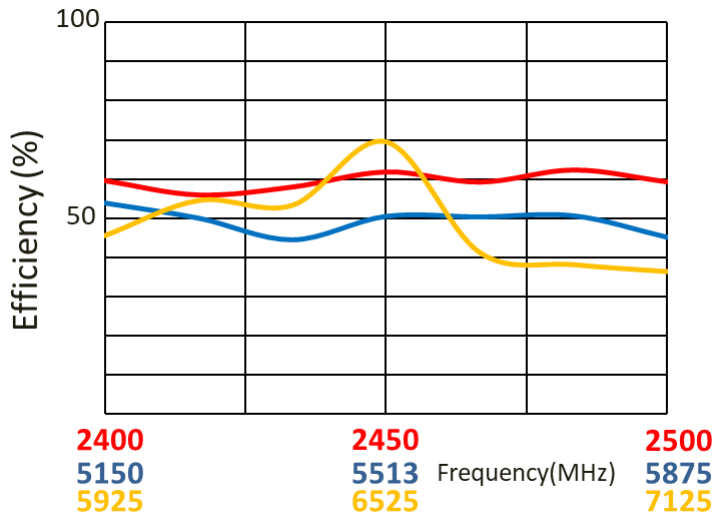
VSWR



Return Loss



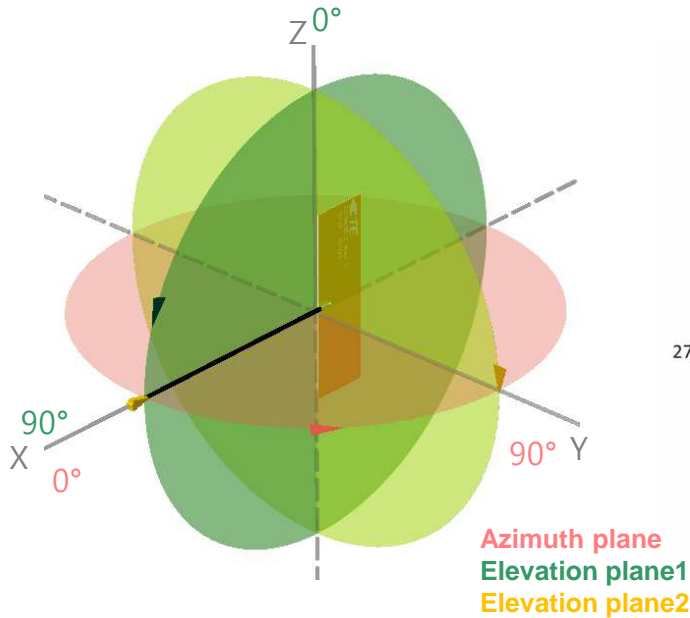
Efficiency



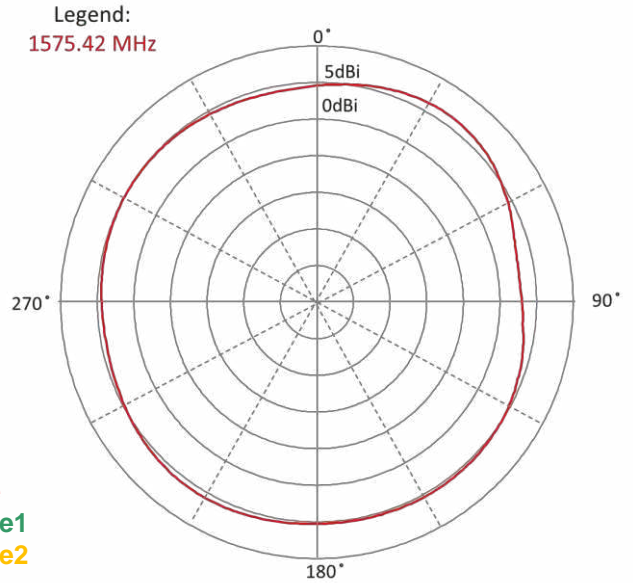
Data measured in free space and on plastic device enclosure

RADIATION PATTERN

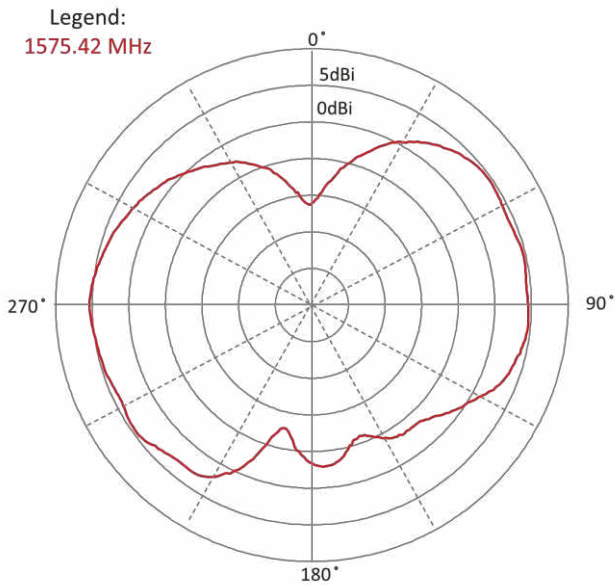
Test setup



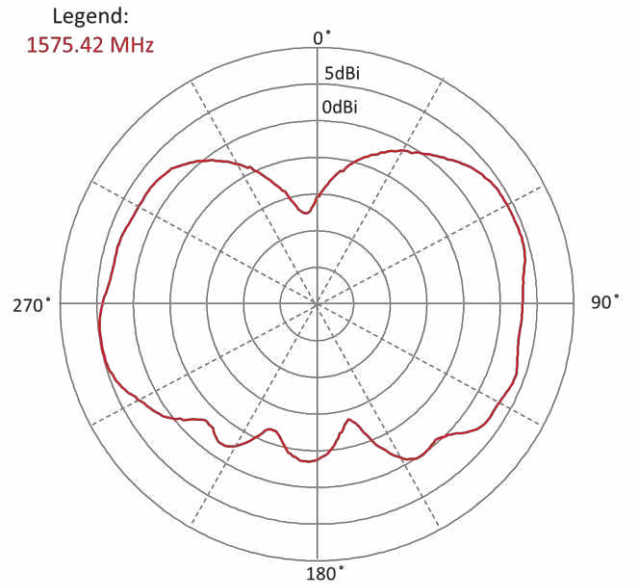
Azimuth



Elevation 1



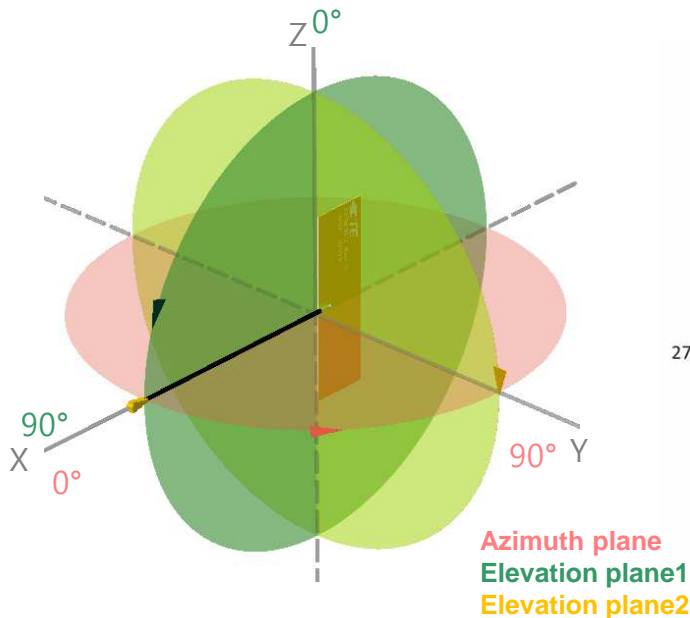
Elevation 2



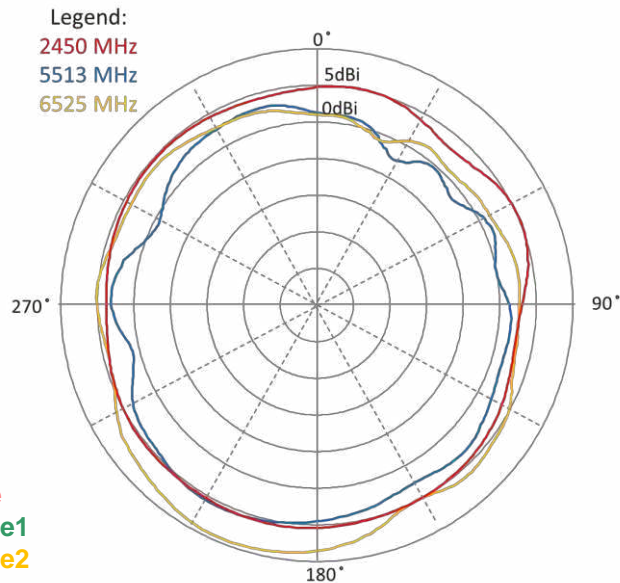
Data measured in free space and on plastic device enclosure

RADIATION PATTERN

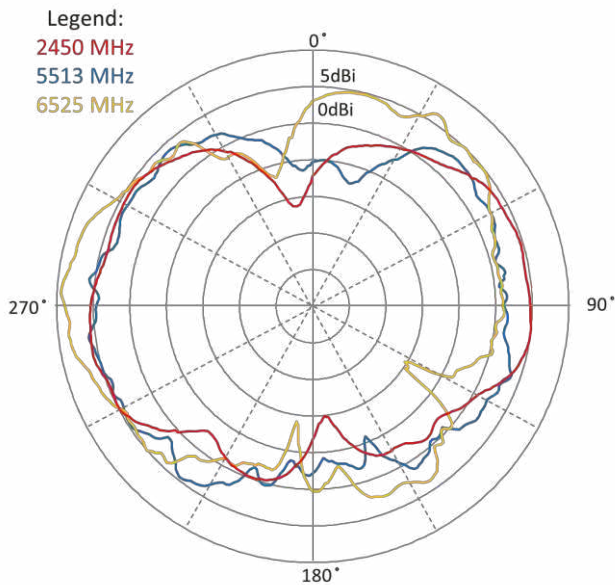
Test setup



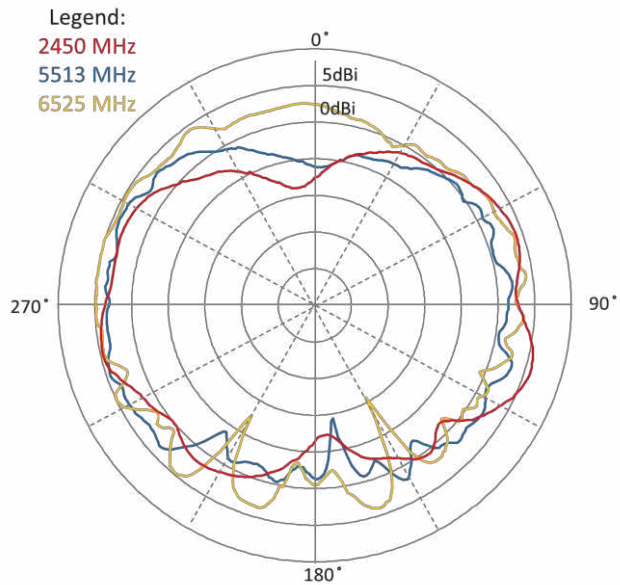
Azimuth



Elevation 1

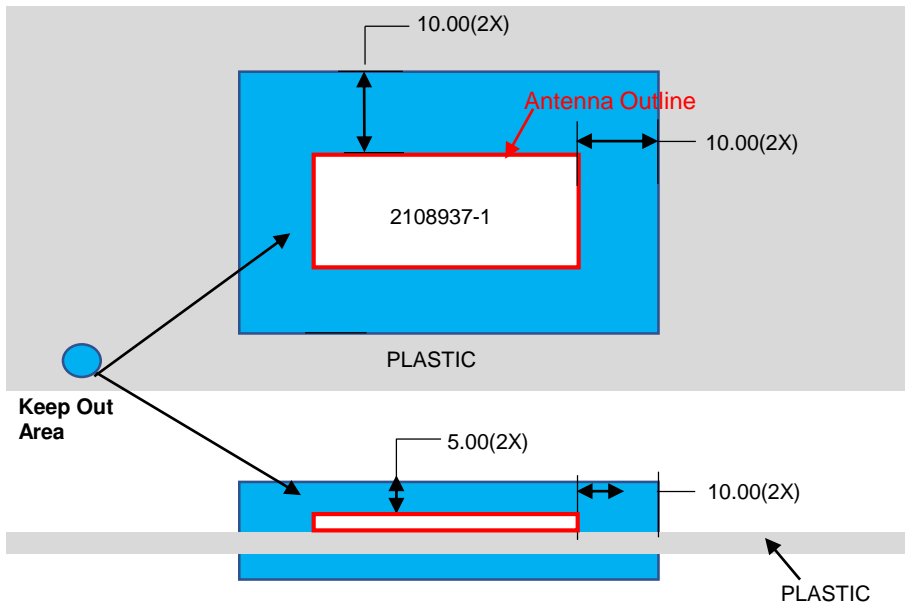


Elevation 2



Data measured in free space and on plastic device enclosure

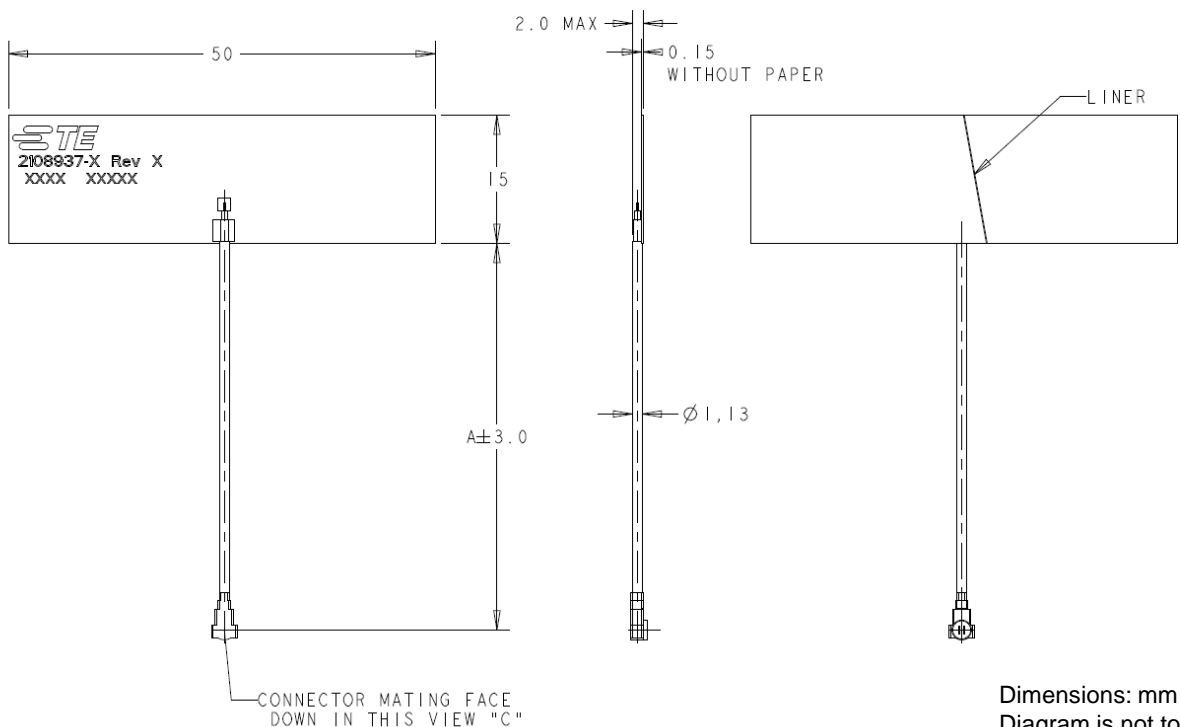
KEEP OUT AREA



- NOTES: 1. Antenna designed to be mounted on plastic cover.
 2. Area in Blue above indicates Keep Out Area.
 3. For more information please call TE.


Dimensions: mm
 Diagram is not to scale

DIMENSIONS

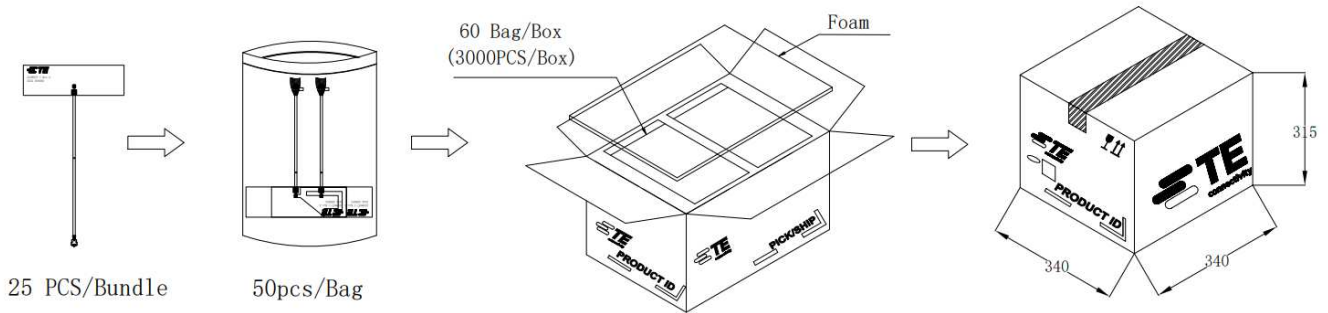


Dimensions: mm
 Diagram is not to scale

MATING COMPONENTS

2108937-1	50.0	1.968	MHF-TYPE PLUG	RECEPTACLE (TE PN: 2337019-1)	
2108937-2	100.0	3.937			
2108937-3	150.0	5.905			
2108937-4	200.0	7.784			
PART NUMBER	MM	INCH	CONNECTOR TYPE (ON CABLE)	PART NUMBER	IMAGE
	CABLE LENGTH(A)			MATING COMPONENTS	

PACKAGING



TE TECHNICAL SUPPORT CENTER

USA: +1 (800) 522-6752
 Canada: +1 (905) 475-6222
 Mexico: +52 (0) 55-1106-0800
 Latin/S. America: +54 (0) 11-4733-2200
 Germany: +49 (0) 6251-133-1999
 UK: +44 (0) 800-267666
 France: +33 (0) 1-3420-8686
 Netherlands: +31 (0) 73-6246-999
 China: +86 (0) 400-820-6015

For phone numbers in other countries, go to te.com/support-center

te.com

TE Connectivity, TE Connectivity (logo) are trademarks. All other logos, products and/or company names referred to herein might be trademarks of their respective owners.

The information given herein, including drawings, illustrations and schematics which are intended for illustration purposes only, is believed to be reliable. However, TE Connectivity makes no warranties as to its accuracy or completeness and disclaims any liability in connection with its use. TE Connectivity's obligations shall only be as set forth in TE Connectivity's Standard Terms and Conditions of Sale for this product and in no case will TE Connectivity be liable for any incidental, indirect or consequential damages arising out of the sale, resale, use or misuse of the product. Users of TE Connectivity products should make their own evaluation to determine the suitability of each such product for the specific application.

© 2021 TE Connectivity Ltd. family of companies All Rights Reserved.

10/2021