



THIS PRODUCT MANUFACTURED WITH LEAD-FREE PROCESSING

DESIGNED & DIMENSIONED IN MILLIMETERS[INCHES]

ZRDP-X-XX-XX.X-XX-X-X

SIZE
-1: FITS ZCC-1-XX
-2: FITS ZCC-2-XX

IMPEDANCE
-1: 100Ω

PAIRS
-08: USE -1 STYLE
-16: USE -2 STYLE

WIRING OPTION
-1: PIN A1 TO PIN 1
-3: PIN A1 TO PIN N-1
-4: PIN A1 TO PIN AN

CABLE LENGTH
-XX.X(INCHES)
(03.8(97) MIN)
(SEE NOTES 2 & 7)

END 2 OPTION
-Z1: ZRDP (WIRING OPTION -4 ONLY)
-E1: ECDP, WITH LATCHES (SEE SHT 2) (WIRING OPTION -1 ONLY)
-E2: ECDP, WITH LATCHES (SEE SHT 2) (WIRING OPTION -3 ONLY)

DO NOT SCALE FROM THIS PRINT

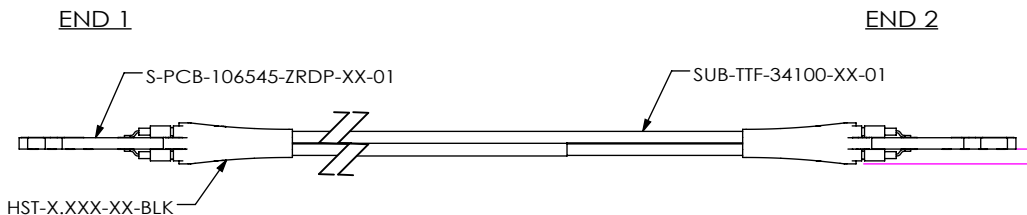
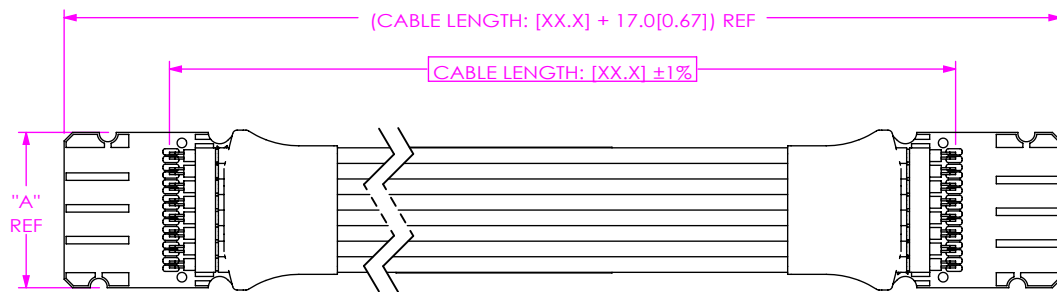
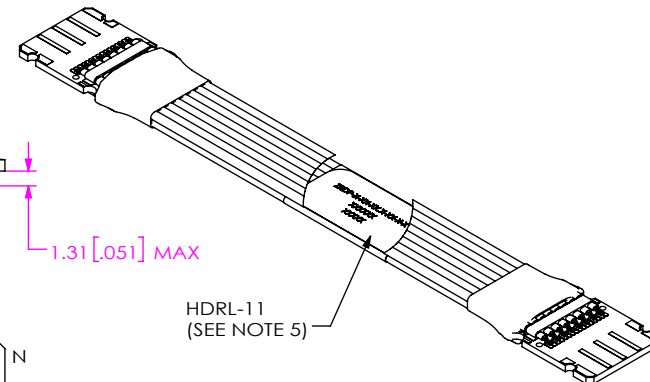
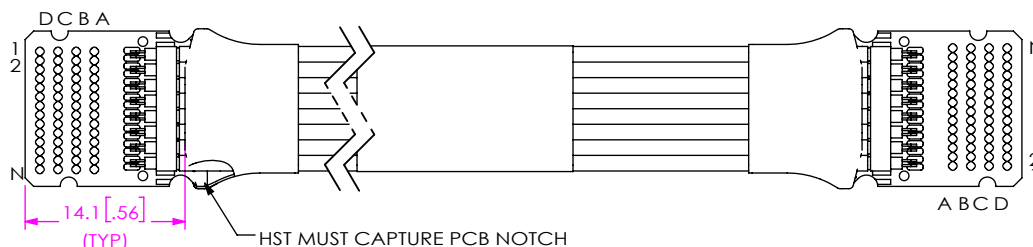


FIG 1
ZRDP-2-16-XX.X-Z1-4-X SHOWN



No. OF PAIRS	N
-08	8
-16	14

END 2 OPTION	No. OF PAIRS	"A"	"B"	END 1	SUB-TTF-34100-XX-01	END 2	TOP HOUSING	BOTTOM HOUSING	HST-X.XXX-XX-BLK
-Z1	-08	8.10 [.319]	24.05 [.947]	S-PCB-106545-ZRDP-08-01	SUB-TTF-34100-04-01	S-PCB-106545-ZRDP-08-01	N/A	N/A	HST-0.400-02-BLK
	-16	13.70 [.539]	33.66 [1.325]	S-PCB-106545-ZRDP-16-01	SUB-TTF-34100-08-01	S-PCB-106545-ZRDP-16-01			HST-0.650-02-BLK
-E1/E2	-08	8.10 [.319]	24.05 [.947]	S-PCB-106545-ZRDP-08-01	SUB-TTF-34100-04-01	S-PCB-106594-ZRDP-08-S	ECDP-08-01	ECDP-08-02	HST-0.400-02-BLK
	-16	13.70 [.539]	33.66 [1.325]	S-PCB-106545-ZRDP-16-01	SUB-TTF-34100-08-01	S-PCB-106594-ZRDP-16-S	ECDP-16-01	ECDP-16-02	HST-0.650-02-BLK

NOTES:

- ⊗ REPRESENTS A CRITICAL DIMENSION.
- SUB-TTF LENGTH IS EQUAL TO ZRDP LENGTH.
- ALL ASSEMBLIES TO BE 100% ELECTRICALLY TESTED FOR SHORTS AND OPENS.
- ALL ASSEMBLIES TO BE 100% HI-POT TESTED AT 300V.
- HDRL-11 TO BE CENTERED ON LOWER TTF-34100 AS SHOWN. HDRL-11 IS TO CONTAIN PART NUMBER, SHOP NUMBER, & DATE CODE.
- SHIELDS AND TWINAX DO NOT RECEIVE EPOXY.
- CABLE LENGTHS LONGER THAN 40.0"[1016MM] ARE NOT SUPPORTED BY S.I. TEST DATA.
- KEY CONSUMES 4 PITCHES.
- TIGHTEN STS-01 TO 1.4 TO 1.7 IN-LBS.
- FOR SUB-ASSEMBLY AND FINISHED GOOD PACKAGING REQUIREMENTS, REFERENCE SAMTEC PACKAGING MANUAL.

UNLESS OTHERWISE SPECIFIED, DIMENSIONS ARE IN MILLIMETERS. TOLERANCES ARE:
DECIMALS ANGLES
X.X: ±0.3 [.01]
X.XX: ±0.13 [.005]
X.XXX: ±0.051 [.0020]

PROPRIETARY NOTE
THIS DOCUMENT CONTAINS CONFIDENTIAL AND PROPRIETARY INFORMATION AND ALL DESIGN, MANUFACTURING, REPRODUCTION, USE, PATENT RIGHTS AND SALES RIGHTS ARE EXPRESSLY RESERVED BY SAMTEC. THIS DOCUMENT SHALL NOT BE DISCLOSED, IN WHOLE OR PART, TO ANY UNAUTHORIZED PERSON OR ENTITY NOR REPRODUCED, TRANSFERRED OR INCORPORATED IN ANY OTHER PROJECT IN ANY MANNER WITHOUT THE EXPRESS WRITTEN CONSENT OF SAMTEC, INC.



520 PARK EAST BLVD. NEW ALBANY, IN 47150
PHONE: 812-944-6733 FAX: 812-948-5047
e-Mail: info@SAMTEC.com code 55322

DO NOT SCALE DRAWING SHEET SCALE: 1:1.51

DESCRIPTION:
ZRDP DP TRANSITION CABLE ASSEMBLY

DWG. NO.
ZRDP-X-XX-XX.X-XX-X-X

BY: D.SCHMELZ 7/23/2014 SHEET 1 OF 5

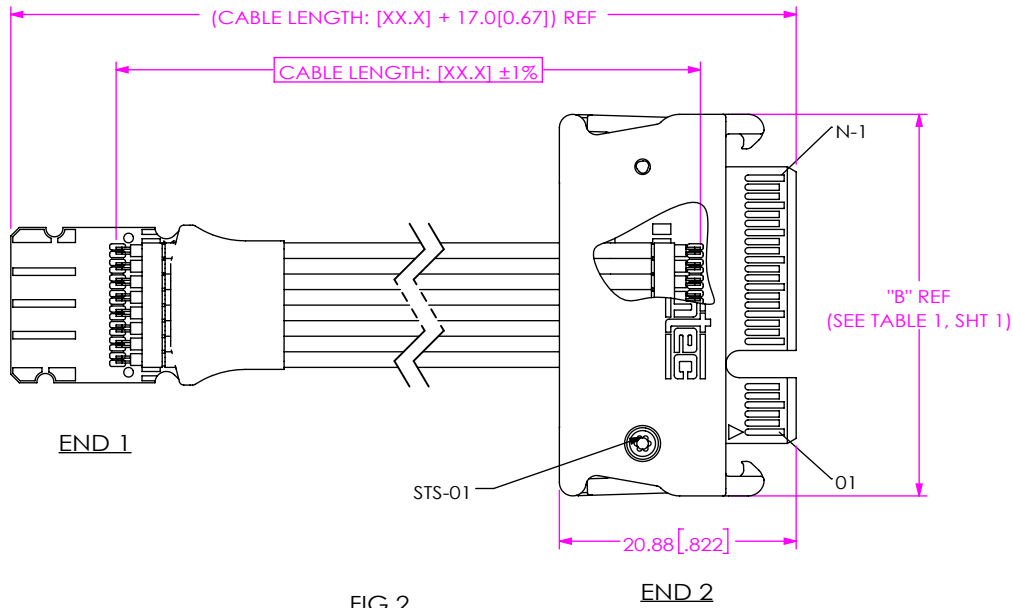


FIG 2
ZRDP-2-16-XX.X-E1-1-X SHOWN

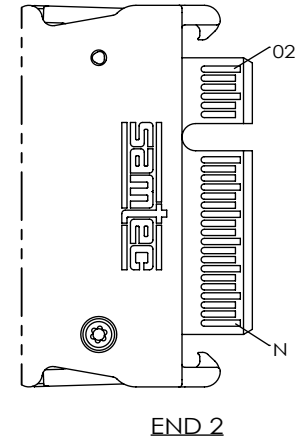
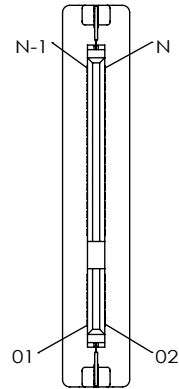
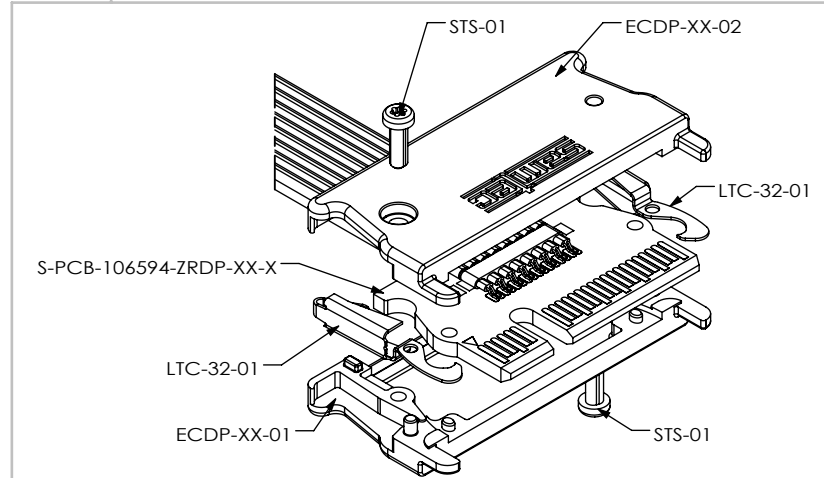
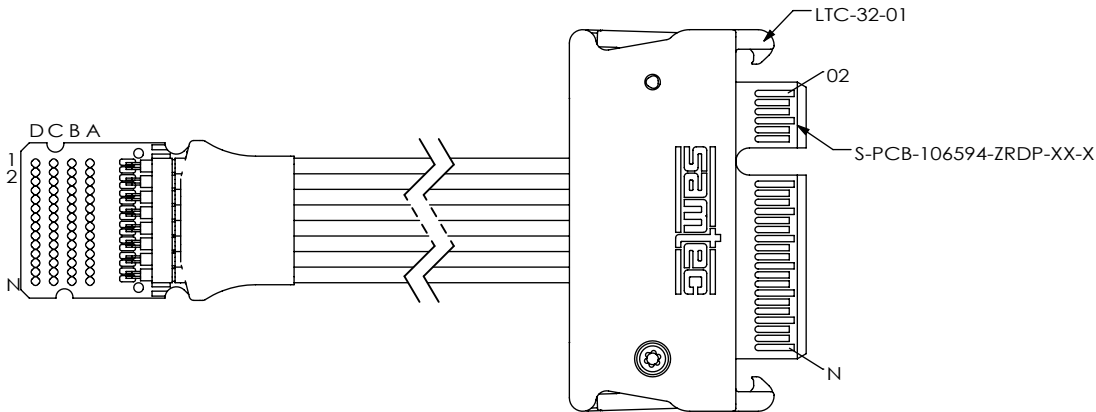
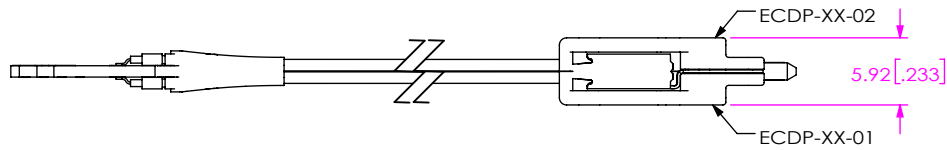


FIG 3
ZRDP-2-16-XX.X-E2-3-X SHOWN



IN-PROCESS (-EX OPTIONS ONLY)
ADD HOUSINGS

PROPRIETARY NOTE
THIS DOCUMENT CONTAINS CONFIDENTIAL AND PROPRIETARY INFORMATION AND ALL DESIGN, MANUFACTURING, REPRODUCTION, USE, PATENT RIGHTS AND SALES RIGHTS ARE EXPRESSLY RESERVED BY SAMTEC, INC. THIS DOCUMENT SHALL NOT BE DISCLOSED, IN WHOLE OR PART, TO ANY UNAUTHORIZED PERSON OR ENTITY NOR REPRODUCED, TRANSFERRED OR INCORPORATED IN ANY OTHER PROJECT IN ANY MANNER WITHOUT THE EXPRESS WRITTEN CONSENT OF SAMTEC, INC.



520 PARK EAST BLVD, NEW ALBANY, IN 47150
PHONE: 812-944-6733 FAX: 812-948-5047
e-Mail info@SAMTEC.com code 55322


DO NOT SCALE DRAWING

SHEET SCALE: 1.5:1


DESCRIPTION:
ZRAY DP TRANSITION CABLE ASSEMBLY

DWG. NO.
ZRDP-X-XX-XX.X-XX-X-X


BY: D.SCHMELZ 7/23/2014 SHEET 2 OF 5



IN-PROCESS 1
ADD HST TO RIBBON CABLE



IN-PROCESS 2
TERMINATE CABLE TO PCB'S



IN-PROCESS 3
LOCATE & SHRINK HST

PROPRIETARY NOTE
 THIS DOCUMENT CONTAINS CONFIDENTIAL AND PROPRIETARY INFORMATION AND ALL DESIGN, MANUFACTURING, REPRODUCTION, USE, PATENT RIGHTS AND SALES RIGHTS ARE EXPRESSLY RESERVED BY SAMTEC, INC. THIS DOCUMENT SHALL NOT BE DISCLOSED, IN WHOLE OR PART, TO ANY UNAUTHORIZED PERSON OR ENTITY NOR REPRODUCED, TRANSFERRED OR INCORPORATED IN ANY OTHER PROJECT IN ANY MANNER WITHOUT THE EXPRESS WRITTEN CONSENT OF SAMTEC, INC.

DO NOT SCALE DRAWING

SHEET SCALE: 1.5:1



520 PARK EAST BLVD, NEW ALBANY, IN 47150
 PHONE: 812-944-6733 FAX: 812-948-5047
 e-Mail info@SAMTEC.com code 55322

DESCRIPTION:
 ZRAY DP TRANSITION CABLE ASSEMBLY

DWG. NO.
 ZRDP-X-XX-XX.X-XX-X-X

BY: D.SCHMELZ 7/23/2014 SHEET 3 OF 5

TABLE 3

No OF PAIRS		ZRDP POSITIONS													
-08		1	2	3	4	5	6	7	8						
	A	G	PAIR	G	G	PAIR	G								
	B	G	PAIR	G	G	PAIR	G								
	C	G	PAIR	G	G	PAIR	G								
D	G	PAIR	G	G	PAIR	G									
-16		1	2	3	4	5	6	7	8	9	10	11	12	13	14
	A	G	PAIR	G	PAIR	G	G	PAIR	G	PAIR	G	PAIR	G		
	B	G	PAIR	G	PAIR	G	G	PAIR	G	PAIR	G	PAIR	G		
	C	G	PAIR	G	PAIR	G	G	PAIR	G	PAIR	G	PAIR	G		
D	G	PAIR	G	PAIR	G	G	PAIR	G	PAIR	G	PAIR	G			

TABLE 4

No OF PAIRS		ECDP POSITIONS																												
-08		1	3	5	7	9	11					13	15	17	19	21	23	25												
	G	PAIR	G	PAIR	KEY				G	PAIR	G	PAIR	G																	
	G	PAIR	G	PAIR	(SEE NOTE 8)				G	PAIR	G	PAIR	G																	
	2	4	6	8	10	12					14	16	18	20	22	24	26													
-16		1	3	5	7	9	11					13	15	17	19	21	23	25	27	29	31	33	35	37	39	41	43	45	47	49
	G	PAIR	G	PAIR	KEY				G	PAIR	G	PAIR	G	PAIR	G	PAIR	G	PAIR	G	PAIR	G	PAIR	G	PAIR	G	PAIR	G	PAIR	G	
	G	PAIR	G	PAIR	(SEE NOTE 8)				G	PAIR	G	PAIR	G	PAIR	G	PAIR	G	PAIR	G	PAIR	G	PAIR	G	PAIR	G	PAIR	G	PAIR	G	
	2	4	6	8	10	12					14	16	18	20	22	24	26	28	30	32	34	36	38	40	42	44	46	48	50	

ZRDP-1-08-XX.X-Z1 PIN-OUT		
ZRDP		Z1
A1	GND	A8
A2	DP	A7
A3	DP	A6
A4	GND	A5
A5	GND	A4
A6	DP	A3
A7	DP	A2
A8	GND	A1
B1	GND	B8
B2	DP	B7
B3	DP	B6
B4	GND	B5
B5	GND	B4
B6	DP	B3
B7	DP	B2
B8	GND	B1
C1	GND	C8
C2	DP	C7
C3	DP	C6
C4	GND	C5
C5	GND	C4
C6	DP	C3
C7	DP	C2
C8	GND	C1
D1	GND	D8
D2	DP	D7
D3	DP	D6
D4	GND	D5
D5	GND	D4
D6	DP	D3
D7	DP	D2
D8	GND	D1

ZRDP-1-08-XX.X-EX PIN-OUT			
ZRDP		E1	E2
A1	GND	1	1
A2	DP	4	23
A3	DP	6	21
A4	GND	2	2
A5	GND	7	7
A6	DP	22	5
A7	DP	24	3
A8	GND	8	8
B1	GND	13	13
B2	DP	10	17
B3	DP	12	15
B4	GND	14	14
B5	GND	19	19
B6	DP	16	11
B7	DP	18	9
B8	GND	20	20
C1	GND	25	25
C2	DP	3	24
C3	DP	5	22
C4	GND	26	26
C5	GND		
C6	DP	21	6
C7	DP	23	4
C8	GND		
D1	GND		
D2	DP	9	18
D3	DP	11	16
D4	GND		
D5	GND		
D6	DP	15	12
D7	DP	17	10
D8	GND		

PROPRIETARY NOTE
 THIS DOCUMENT CONTAINS CONFIDENTIAL AND PROPRIETARY INFORMATION AND ALL DESIGN, MANUFACTURING, REPRODUCTION, USE, PATENT RIGHTS AND SALES RIGHTS ARE EXPRESSLY RESERVED BY SAMTEC, INC. THIS DOCUMENT SHALL NOT BE DISCLOSED, IN WHOLE OR PART, TO ANY UNAUTHORIZED PERSON OR ENTITY NOR REPRODUCED, TRANSFERRED OR INCORPORATED IN ANY OTHER PROJECT IN ANY MANNER WITHOUT THE EXPRESS WRITTEN CONSENT OF SAMTEC, INC.



520 PARK EAST BLVD, NEW ALBANY, IN 47150
 PHONE: 812-944-6733 FAX: 812-948-5047
 e-Mail info@SAMTEC.com code 55322

DO NOT SCALE DRAWING

SHEET SCALE: 1.5:1

DESCRIPTION:
 ZRAY DP TRANSITION CABLE ASSEMBLY

DWG. NO.
ZRDP-X-XX-XX.X-XX-X-X

BY: D.SCHMELZ 7/23/2014 SHEET 4 OF 5

ZRDP-2-16-XX.X-Z1 PIN-OUT						
ZRDP		Z1		ZRDP	Z1	
A1	GND	A14		C1	GND	C14
A2	DP	A13		C2	DP	C13
A3	DP	A12		C3	DP	C12
A4	GND	A11		C4	GND	C11
A5	DP	A10		C5	DP	C10
A6	DP	A9		C6	DP	C9
A7	GND	A8		C7	GND	C8
A8	GND	A7		C8	GND	C7
A9	DP	A6		C9	DP	C6
A10	DP	A5		C10	DP	C5
A11	GND	A4		C11	GND	C4
A12	DP	A3		C12	DP	C3
A13	DP	A2		C13	DP	C2
A14	GND	A1		C14	GND	C1
B1	GND	B14		D1	GND	D14
B2	DP	B13		D2	DP	D13
B3	DP	B12		D3	DP	D12
B4	GND	B11		D4	GND	D11
B5	DP	B10		D5	DP	D10
B6	DP	B9		D6	DP	D9
B7	GND	B8		D7	GND	D8
B8	GND	B7		D8	GND	D7
B9	DP	B6		D9	DP	D6
B10	DP	B5		D10	DP	D5
B11	GND	B4		D11	GND	D4
B12	DP	B3		D12	DP	D3
B13	DP	B2		D13	DP	D2
B14	GND	B1		D14	GND	D1

ZRDP-2-16-XX.X-EX PIN-OUT								
ZRDP		E1	E2		ZRDP		E1	E2
A1	GND	1	1		C1	GND	37	37
A2	DP	4	47		C2	DP	3	48
A3	DP	6	45		C3	DP	5	46
A4	GND	2	2		C4	GND	38	38
A5	DP	16	35		C5	DP	15	36
A6	DP	18	33		C6	DP	17	34
A7	GND	7	7		C7	GND	43	43
A8	GND	8	8		C8	GND	44	44
A9	DP	34	17		C9	DP	33	18
A10	DP	36	15		C10	DP	35	16
A11	GND	13	13		C11	GND	49	49
A12	DP	46	5		C12	DP	45	6
A13	DP	48	3		C13	DP	47	4
A14	GND	14	14		C14	GND	50	50
B1	GND	19	19		D1	GND		
B2	DP	10	41		D2	DP	9	42
B3	DP	12	39		D3	DP	11	40
B4	GND	20	20		D4	GND		
B5	DP	22	29		D5	DP	21	30
B6	DP	24	27		D6	DP	23	28
B7	GND	25	25		D7	GND		
B8	GND	26	26		D8	GND		
B9	DP	28	23		D9	DP	27	24
B10	DP	30	21		D10	DP	29	22
B11	GND	31	31		D11	GND		
B12	DP	40	11		D12	DP	39	12
B13	DP	42	9		D13	DP	41	10
B14	GND	32	32		D14	GND		

PROPRIETARY NOTE
 THIS DOCUMENT CONTAINS CONFIDENTIAL AND PROPRIETARY INFORMATION AND ALL DESIGN, MANUFACTURING, REPRODUCTION, USE, PATENT RIGHTS AND SALES RIGHTS ARE EXPRESSLY RESERVED BY SAMTEC, INC. THIS DOCUMENT SHALL NOT BE DISCLOSED, IN WHOLE OR PART, TO ANY UNAUTHORIZED PERSON OR ENTITY NOR REPRODUCED, TRANSFERRED OR INCORPORATED IN ANY OTHER PROJECT IN ANY MANNER WITHOUT THE EXPRESS WRITTEN CONSENT OF SAMTEC, INC.



520 PARK EAST BLVD, NEW ALBANY, IN 47150
 PHONE: 812-944-6733 FAX: 812-948-5047
 e-Mail info@SAMTEC.com code 55322

DO NOT SCALE DRAWING

SHEET SCALE: 1.5:1

DESCRIPTION:
 ZRAY DP TRANSITION CABLE ASSEMBLY

DWG. NO.
ZRDP-X-XX-XX.X-XX-X-X

BY: D.SCHMELZ 7/23/2014 SHEET 5 OF 5